



US00D380893S

**United States Patent** [19]  
**Sigsworth**

[11] **Patent Number: Des. 380,893**

[45] **Date of Patent: \*\*Jul. 15, 1997**

[54] **CRUTCH CUSHION**

[76] **Inventor: Joanne Doby Sigsworth, 4713 Dreyfous Ave., Metairie, La. 70006**

[\*\*] **Term: 14 Years**

[21] **Appl. No.: 46,565**

[22] **Filed: Oct. 5, 1995**

[51] **LOC (6) Cl. .... 03-04**

[52] **U.S. Cl. .... D3/8; 135/73**

[58] **Field of Search .... D3/8, 10, 13, 22; D29/122, 100; 135/68, 72, 73; D2/800, 861, 867, 878**

[56] **References Cited**

**U.S. PATENT DOCUMENTS**

D. 288,143	2/1987	Scott	.....	D3/8
D. 310,134	8/1990	Van Dyke	.....	D3/10
D. 354,392	1/1995	Williams	.....	D3/10
735,916	8/1903	Stang	.....	D3/22 X
4,027,687	6/1977	McGowan	.....	135/66
4,289,156	9/1981	Ulics	.....	135/66

4,711,261	12/1987	Rosenberg	.....	135/72
4,850,383	7/1989	McBride	.....	135/66
5,078,640	1/1992	Berman	.....	135/73 X
5,101,846	4/1992	Greatwood	.....	135/73

*Primary Examiner*—Louis S. Zarfaz  
*Assistant Examiner*—Frank Martinez  
*Attorney, Agent, or Firm*—Joseph N. Breaux

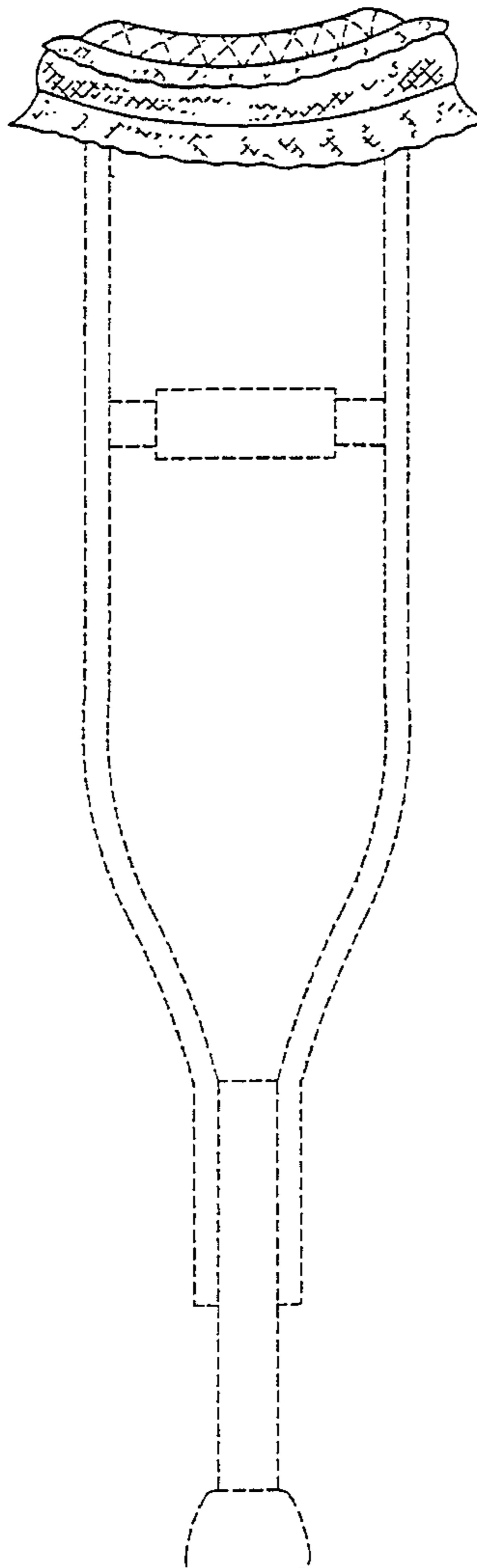
[57] **CLAIM**

The ornamental design for a crutch cushion, as shown.

**DESCRIPTION**

FIG. 1 is a top view of the crutch cushion;  
FIG. 2 is a underside view of the underside of the crutch cushion;  
FIG. 3 is a plan view of the end side of the crutch cushion; and,  
FIG. 4 is a plan view of the elongated side of the crutch cushion in use, the dotted line shown of a crutch is for illustrative purposes only and forms no part of the claimed design.

**1 Claim, 2 Drawing Sheets**



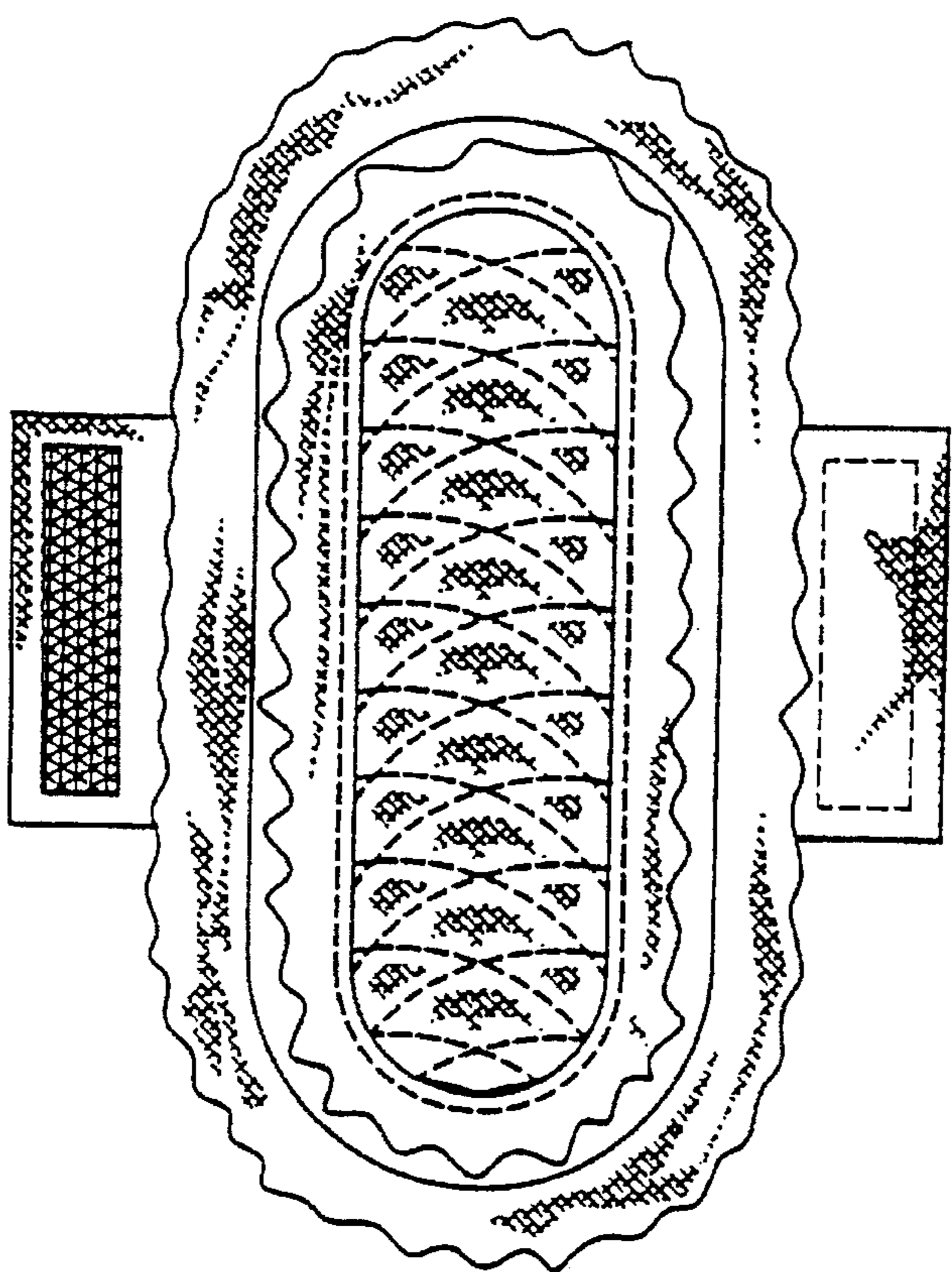


FIGURE 1

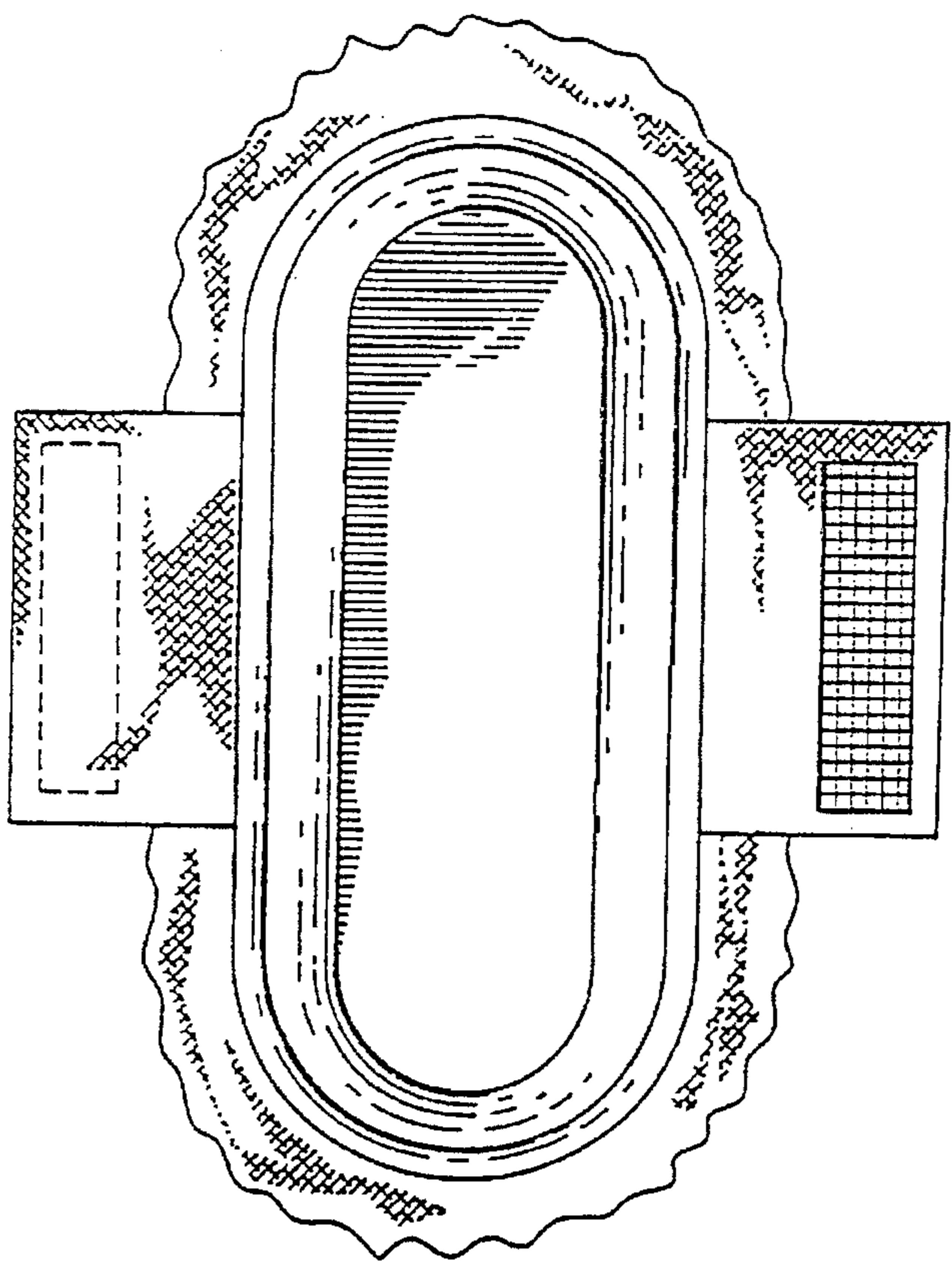


FIGURE 2

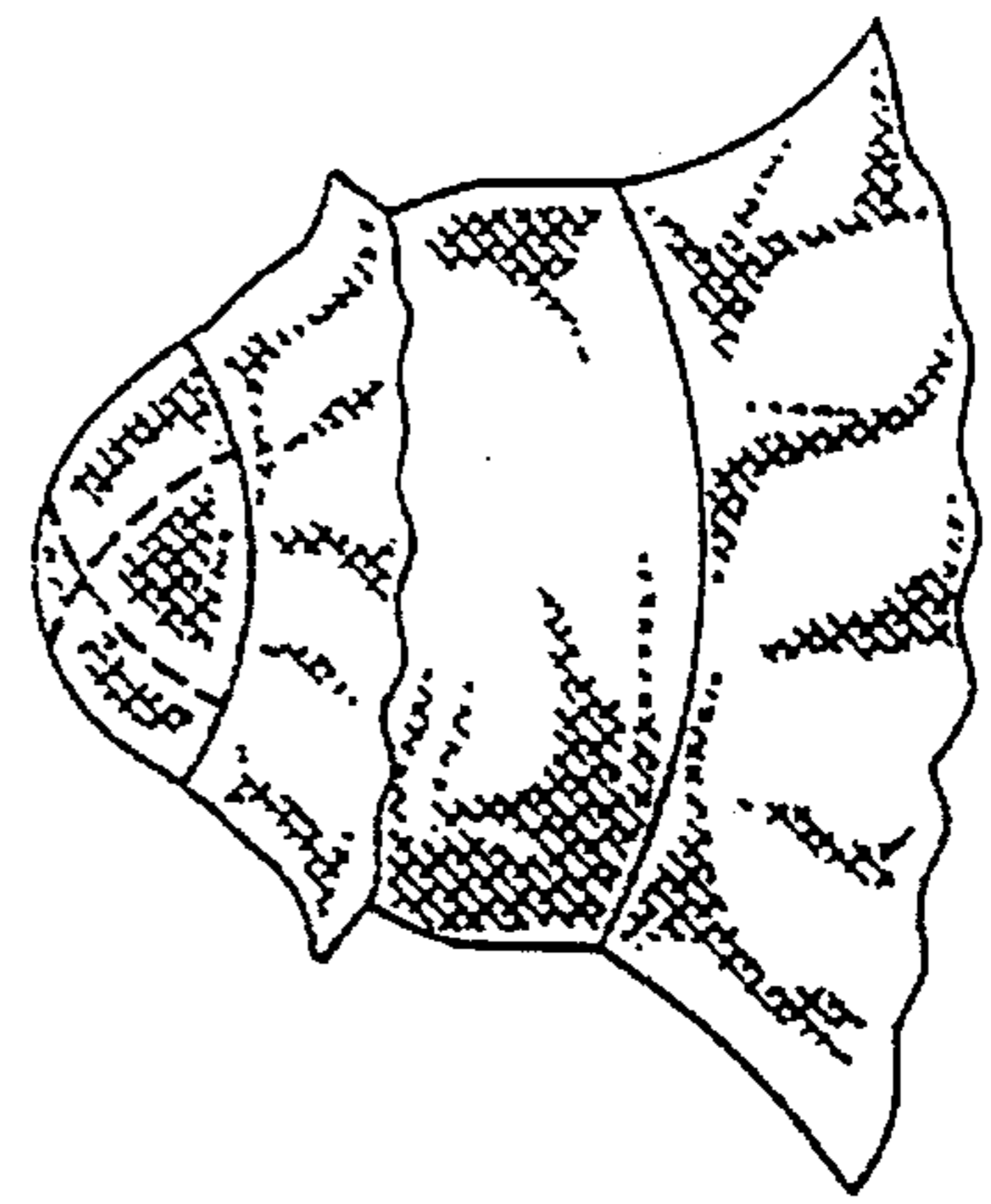


FIGURE 3

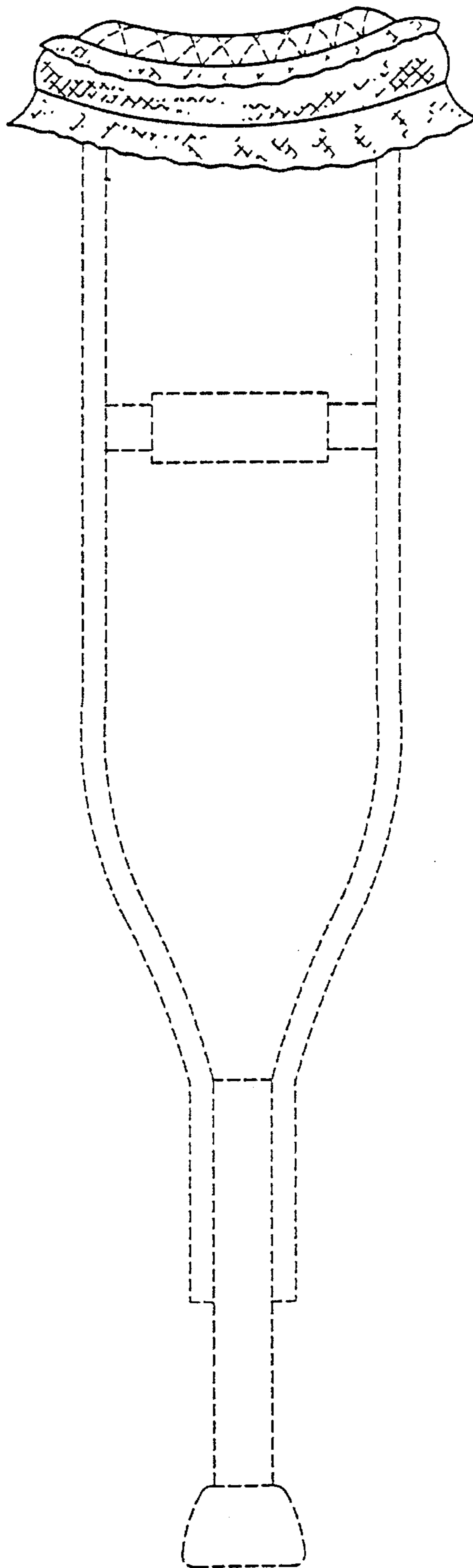


FIGURE 4