



US00D380843S

United States Patent [19] Hart

[11] Patent Number: **Des. 380,843**

[45] Date of Patent: ****Jul. 8, 1997**

[54] **WALL COMPONENT**

[75] Inventor: **Keith Hart**, Newmarket, Canada

[73] Assignee: **Majestic Plastics Ltd.**, Weston, Canada

[**] Term: **14 Years**

[21] Appl. No.: **48,536**

[22] Filed: **Jan. 3, 1996**

[51] LOC (6) Cl. **25-01**

[52] U.S. Cl. **D25/138; D25/102**

[58] Field of Search D25/138, 58, 119-124,
D25/164, 41-44; 52/730.3, 730.4, 730.5,
731.2, 731.3, 732.1, 732.2, 580, 588.1,
783.1, 586.2

3,007,558 11/1961 Miller D25/121
 3,386,218 6/1968 Scott 52/588.1
 4,201,020 5/1980 Saunders 52/580

FOREIGN PATENT DOCUMENTS

1227791 8/1960 France 52/582.2
 2501267 10/1982 France D25/119
 2552622 5/1977 Germany 52/588.1

Primary Examiner—Louis S. Zarfaz
Assistant Examiner—Gregory Andoll

[57] CLAIM

The ornamental design for a wall component, as shown and described.

DESCRIPTION

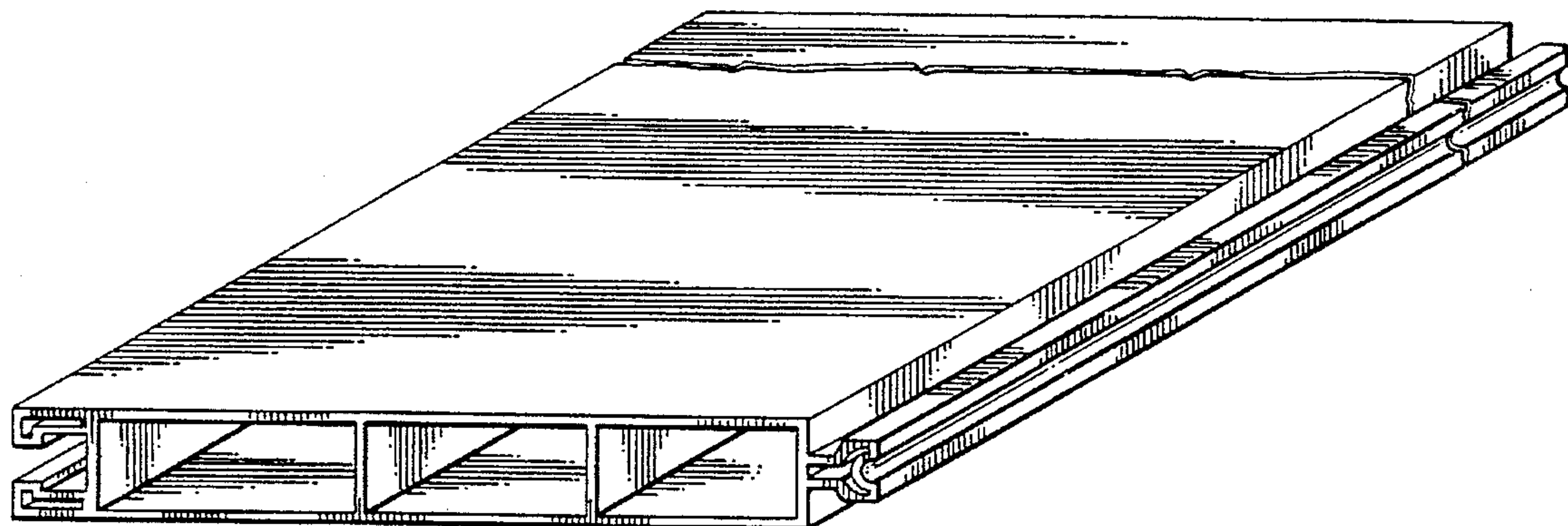
FIG. 1 is a perspective view looking down on one side of the wall component with the other side of the wall component being of identical shape; and,
 FIG. 2 is a view from one end of the wall component with the other end of the wall component being of identical shape.
 The wall component shown is of indeterminate length.

1 Claim, 1 Drawing Sheet

[56] References Cited

U.S. PATENT DOCUMENTS

D. 329,914 9/1992 Vielleux D25/138
 2,146,180 2/1939 Frick 52/580
 2,457,129 12/1948 Collings D25/122
 2,495,862 1/1950 Osborn 52/580



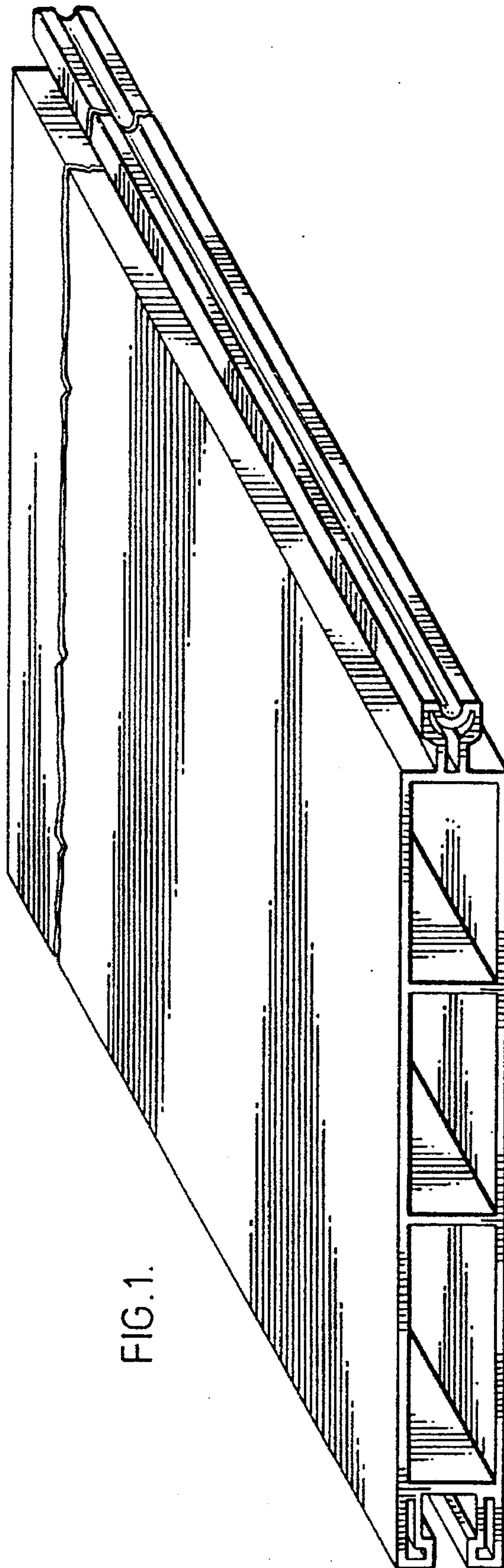


FIG. 1.

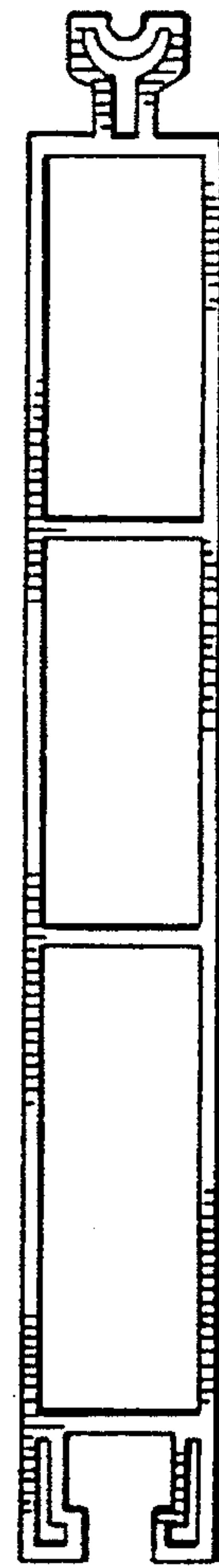


FIG. 2.