



US00D380802S

United States Patent [19]
Franks

[11] **Patent Number:** **Des. 380,802**
[45] **Date of Patent:** ****Jul. 8, 1997**

[54] **FLUTED GOLF PUTTER SHAFT**

Attorney, Agent, or Firm—Marger, Johnson, et al.

[76] **Inventor:** **Randy L. Franks**, 141 N. State St.,
#129, Lake Oswego, Oreg. 97034

[57] **CLAIM**

[**] **Term:** **14 Years**

The ornamental design for a fluted golf putter shaft, as shown and described.

[21] **Appl. No.:** **43,211**

[22] **Filed:** **Jul. 12, 1995**

DESCRIPTION

[51] **LOC (6) Cl.** **21-02**

[52] **U.S. Cl.** **D21/221**

[58] **Field of Search** **D21/221; 473/306,**
473/316-323

FIG. 1 is a perspective view of my invention, showing my new design;

FIG. 2 is a perspective view thereof, the broken line showing of the grip and putter head are for illustrative purposes only and forms no part of the claimed design; and,

FIG. 3 is a perspective view of a second embodiment of the shaft as disclosed in FIG. 1, the broken line showing of the grip and putter head are for illustrative purposes only and forms no part of the claimed design.

[56] **References Cited**

U.S. PATENT DOCUMENTS


- D. 250,356 11/1978 Kaugars D21/221
- D. 263,330 3/1982 Kaugars et al. D21/221
- 3,246,894 4/1966 Salisbury 473/320 X

OTHER PUBLICATIONS

Golf Digest; p. 111; Spiral Shafts middle of page Apr. 1986.

Primary Examiner—Terry A. Wallace
Assistant Examiner—Mitchell I. Siegel

1 Claim, 3 Drawing Sheets






FIG 1

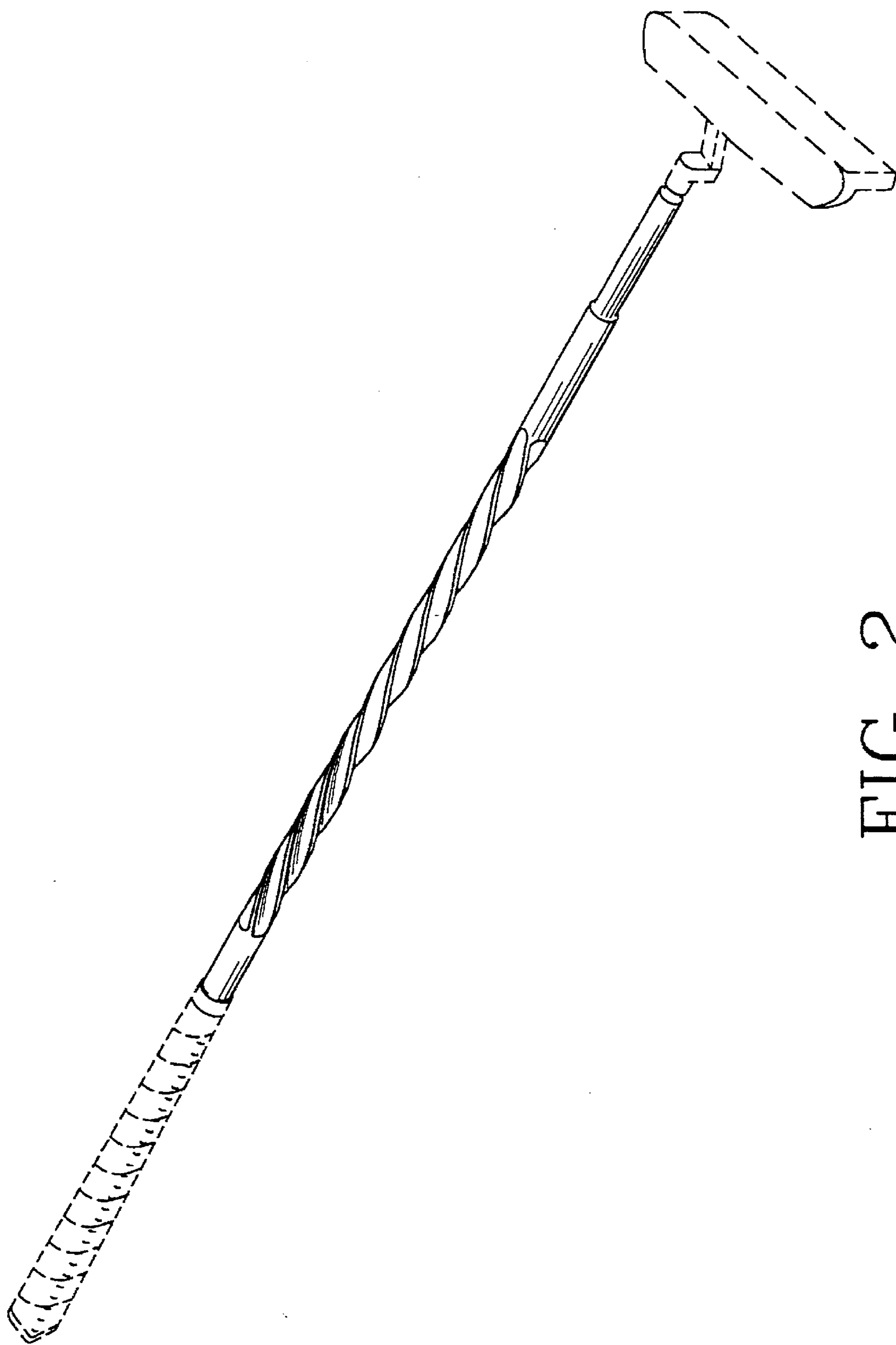


FIG 2



FIG 3