



US00D380786S

# United States Patent [19]

[11] Patent Number: **Des. 380,786**

Guegan et al.

[45] Date of Patent: **\*\*Jul. 8, 1997**

[54] **COMBINED HOLE, EMBOSSMENT AND SLOT FOR A CONSTRUCTION TOY ELEMENT**

[75] Inventors: **Jacques Guegan**, L'Hay les Roses;  
**Francis Lecocq**, Hames-Boucres;  
**Jean-Pierre Moussaud**, Les Attaques,  
all of France

[73] Assignee: **Meccano, S.A.**, Calais, France

[\*\*] Term: **14 Years**

[21] Appl. No.: **25,820**

[22] Filed: **Jul. 6, 1994**

[30] **Foreign Application Priority Data**

Jan. 6, 1994 [WO] WIPO ..... DM/028335

[51] **LOC (6) Cl.** ..... **21-01**

[52] **U.S. Cl.** ..... **D21/108**

[58] **Field of Search** ..... D21/108, 59; 446/103,  
446/104, 106, 108, 110, 119, 121, 125,  
127, 128

[56] **References Cited**

**U.S. PATENT DOCUMENTS**

- D. 258,830 4/1981 Sigg .
- D. 284,207 6/1986 Kassai .
- D. 284,393 6/1986 Kassai .
- D. 304,212 10/1989 Moe ..... D21/108
- D. 304,469 11/1989 Kovesdi ..... D21/108
- 810,148 1/1906 Hornby .
- 1,164,686 12/1915 Wagner .
- 1,166,688 1/1916 Hornby .
- 1,242,202 10/1917 Keller .
- 1,724,470 8/1929 Gilbert .
- 1,760,638 5/1930 Gilbert .
- 1,763,300 6/1930 Gilbert .
- 1,763,302 6/1930 Gilbert .
- 1,779,826 10/1930 Potter .
- 1,789,896 1/1931 Gilbert .
- 1,804,927 5/1931 Gilbert .
- 1,860,627 5/1932 Sherman .

- 2,014,464 9/1935 Bierbach .
- 2,082,138 6/1937 Badel .
- 2,095,700 10/1937 Heede .
- 2,577,702 12/1951 DeSwart .
- 3,315,376 4/1967 Nielsen .
- 3,355,837 12/1967 Pedersen .
- 3,528,192 9/1970 Meates .
- 3,611,609 10/1971 Reijnhard .
- 4,170,083 10/1979 Freeland et al. .
- 4,182,072 1/1980 Much .
- 4,516,948 5/1985 Obara .
- 4,551,110 11/1985 Selvage et al. .
- 4,813,903 3/1989 Furukawa et al. .
- 5,186,672 2/1993 Tung .

**FOREIGN PATENT DOCUMENTS**

- 559045 9/1932 Germany .
- 2 197 217 5/1988 United Kingdom .

**OTHER PUBLICATIONS**

Catalog—Meccano ERECTOR® Junior.  
 Catalog—Meccano ERECTOR®.  
*Primary Examiner*—Ted Shooman  
*Assistant Examiner*—R. Barkai  
*Attorney, Agent, or Firm*—Pennie & Edmonds

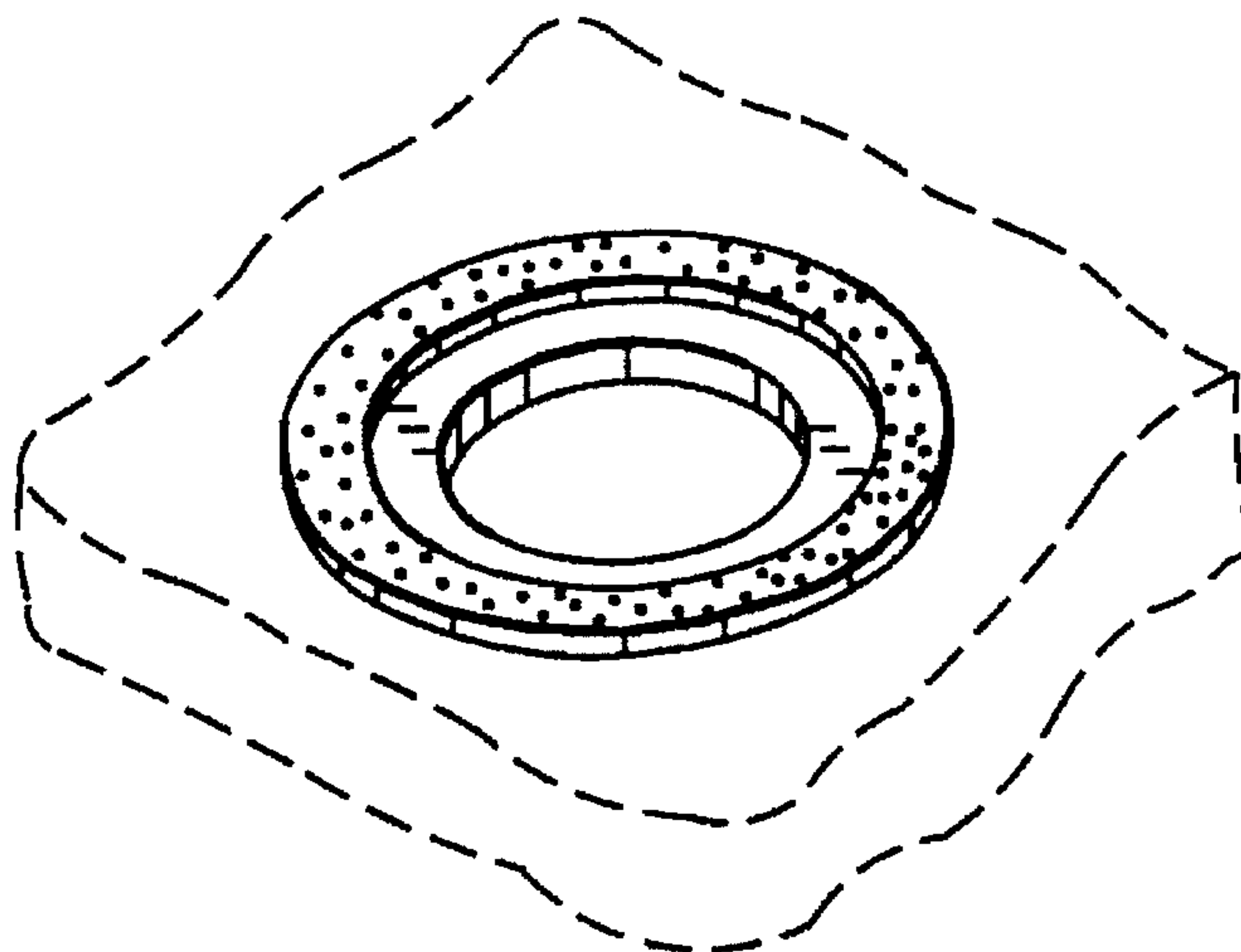
[57] **CLAIM**

The ornamental design for a combined hole, embossment and slot for a construction toy element, as shown and described.

**DESCRIPTION**

FIG. 1 is a perspective view of a combined hole, embossment and slot for a construction toy element showing our new design, with the side opposite being identical;  
 FIG. 2 is a top plan view thereof, with the bottom plan view being identical; and,  
 FIG. 3 is a profile view thereof.  
 The broken line showing an outline of a toy construction block in FIGS. 1-3 is for illustrative purposes only and forms no part of the claimed design.

**1 Claim, 1 Drawing Sheet**



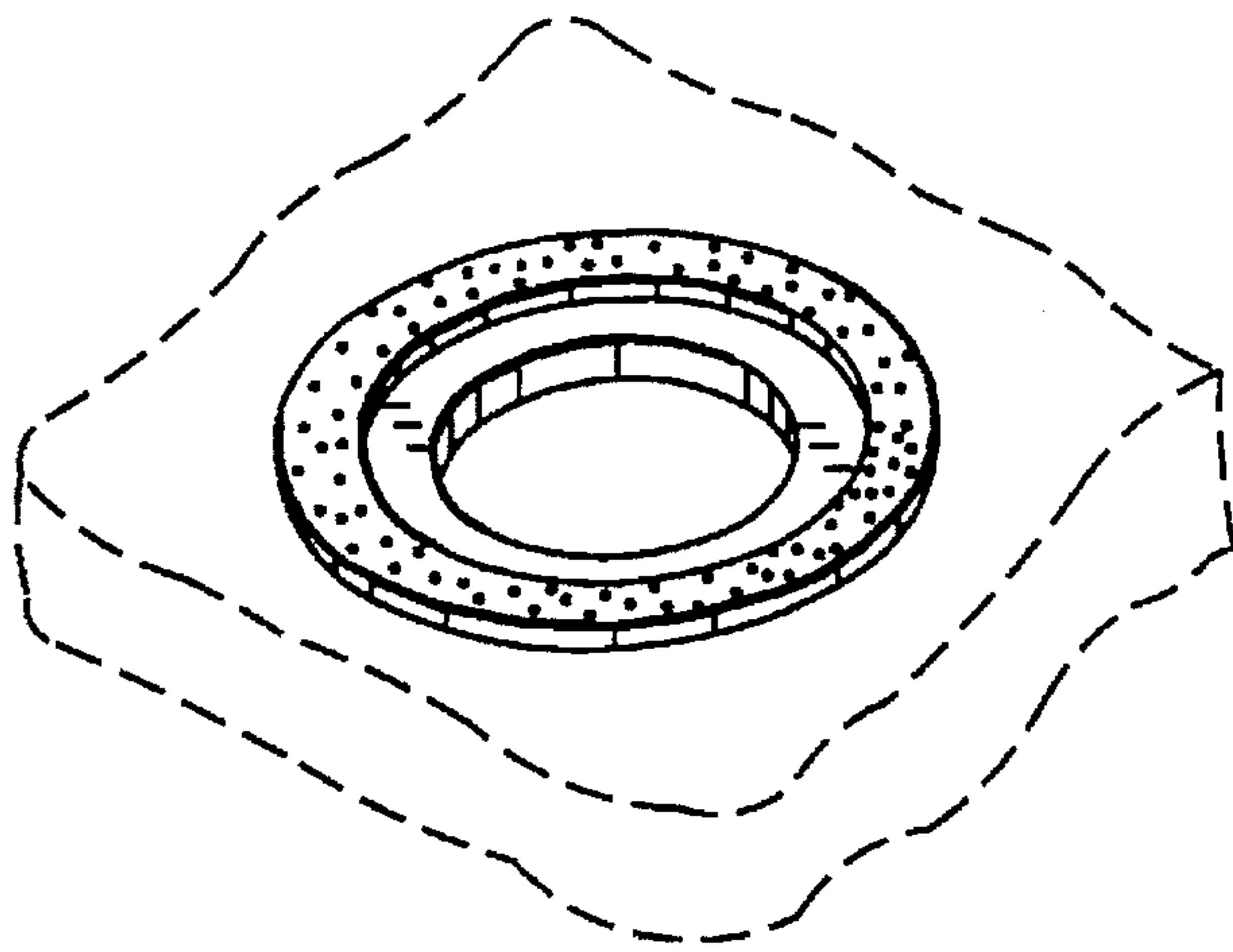


FIG. 1

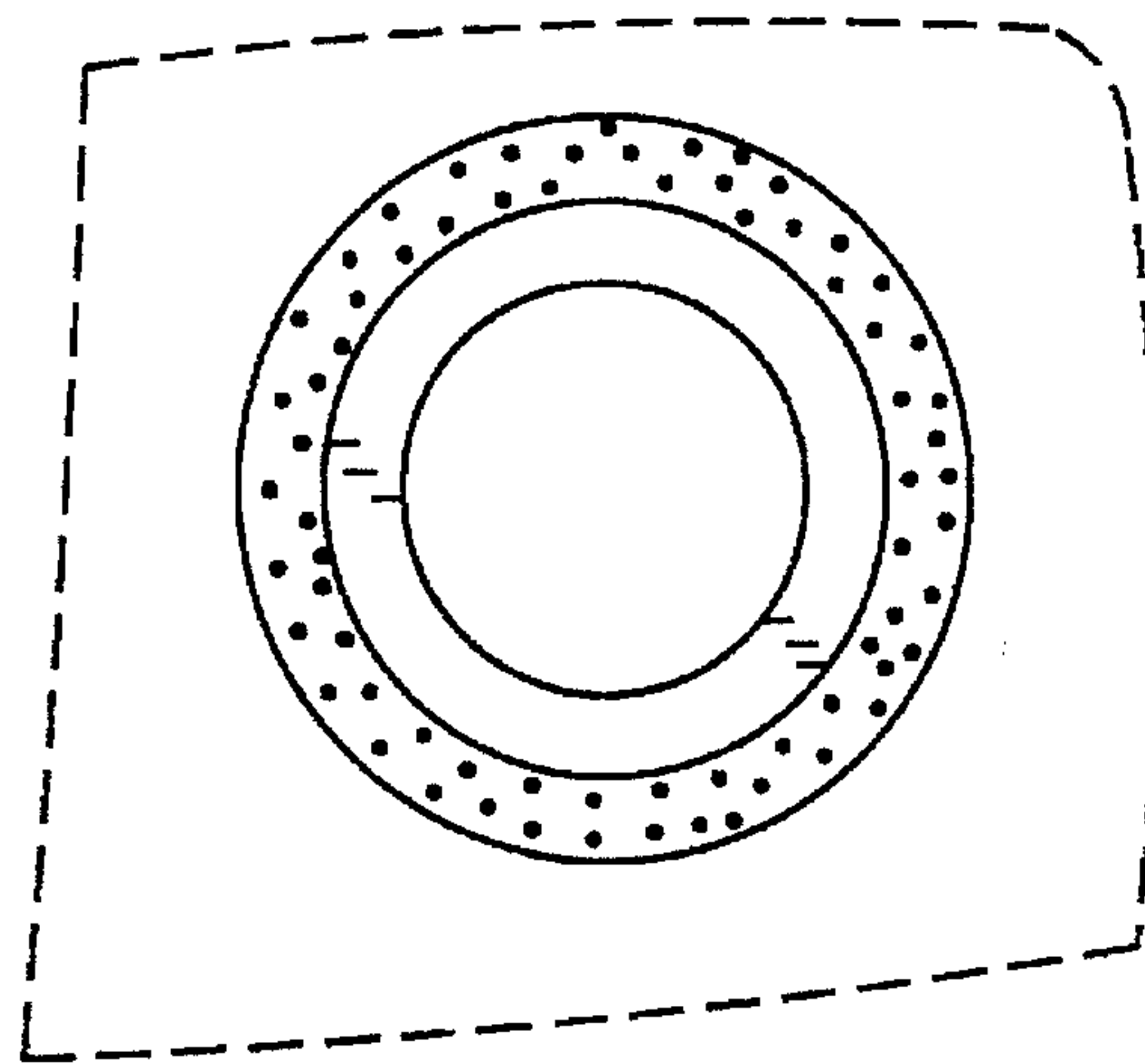


FIG. 2




FIG. 3

UNITED STATES PATENT AND TRADEMARK OFFICE  
**CERTIFICATE OF CORRECTION**

PATENT NO. : Des. 380,786  
DATED : July 8, 1997  
INVENTOR(S) : Guegan, et. al.

Page 1 of 4

It is certified that error appears in the above-identified patent and that said Letters Patent is hereby corrected as shown below:

The title page, showing an illustrative figure, should be deleted and substitute therefor the attached title page.





# United States Patent [19]

[11] Patent Number: **Des. 380,786**

Guegan et al.

[45] Date of Patent: **\*\*Jul. 8, 1997**

[54] **COMBINED HOLE, EMBOSSMENT AND SLOT FOR A CONSTRUCTION TOY ELEMENT**

[75] Inventors: **Jacques Guegan, L'Hay les Roses; Francis Lecocq, Hames-Boucres; Jean-Pierre Moussaud, Les Attaques, all of France**

[73] Assignee: **Meccano, S.A., Calais, France**

[\*\*] Term: **14 Years**

[21] Appl. No.: **25,820**

[22] Filed: **Jul. 6, 1994**

[30] Foreign Application Priority Data

Jan. 6, 1994 [WO] WIPO ..... DM/028335

[51] LOC (6) Cl. .... **21-01**

[52] U.S. Cl. .... **D21/108**

[58] Field of Search ..... **D21/108, 59; 446/103, 446/104, 106, 108, 110, 119, 121, 125, 127, 128**

### [56] References Cited

#### U.S. PATENT DOCUMENTS

- D. 258,830 4/1981 Sigg .
- D. 284,207 6/1986 Kassai .
- D. 284,393 6/1986 Kassai .
- D. 304,212 10/1989 Moe ..... D21/108
- D. 304,469 11/1989 Kovesdi ..... D21/108
- 810,148 1/1906 Homby .
- 1,164,686 12/1915 Wagner .
- 1,166,688 1/1916 Homby .
- 1,242,202 10/1917 Keller .
- 1,724,470 8/1929 Gilbert .
- 1,760,638 5/1930 Gilbert .
- 1,763,300 6/1930 Gilbert .
- 1,763,302 6/1930 Gilbert .
- 1,779,826 10/1930 Potter .
- 1,789,896 1/1931 Gilbert .
- 1,804,927 5/1931 Gilbert .
- 1,860,627 5/1932 Sherman .

- 2,014,464 9/1935 Bierbach .
- 2,082,138 6/1937 Badel .
- 2,095,700 10/1937 Heede .
- 2,577,702 12/1951 DeSwart .
- 3,315,376 4/1967 Nielsen .
- 3,355,837 12/1967 Pedersen .
- 3,528,192 9/1970 Meates .
- 3,611,609 10/1971 Reijnhard .
- 4,170,083 10/1979 Frelander et al. .
- 4,182,072 1/1980 Much .
- 4,516,948 5/1985 Obara .
- 4,551,110 11/1985 Selvage et al. .
- 4,813,903 3/1989 Furukawa et al. .
- 5,186,672 2/1993 Tung .

#### FOREIGN PATENT DOCUMENTS

- 559045 9/1932 Germany .
- 2 197 217 5/1988 United Kingdom .

#### OTHER PUBLICATIONS

- Catalog—Meccano ERECTOR® Junior.
- Catalog—Meccano ERECTOR®.

Primary Examiner—Ted Shooman  
Assistant Examiner—R. Barkai  
Attorney, Agent, or Firm—Pennie & Edmonds

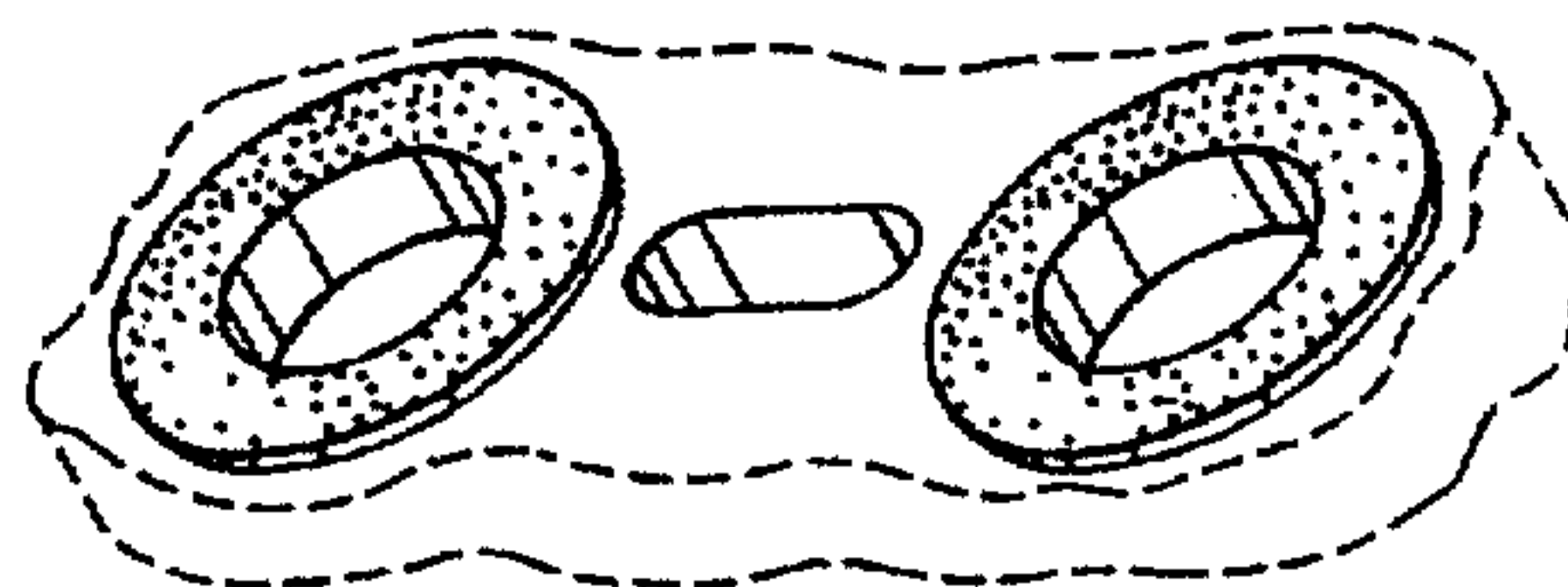
### [57] CLAIM

The ornamental design for a combined hole, embossment and slot for a construction toy element, as shown and described.

#### DESCRIPTION

FIG. 1 is a perspective view of a combined hole, embossment and slot for a construction toy element showing our new design, with the side opposite being identical; FIG. 2 is a top plan view thereof, with the bottom plan view being identical; and, FIG. 3 is a profile view thereof. The broken line showing an outline of a toy construction block in FIGS. 1-3 is for illustrative purposes only and forms no part of the claimed design.

1 Claim, 1 Drawing Sheet



UNITED STATES PATENT AND TRADEMARK OFFICE  
**CERTIFICATE OF CORRECTION**

PATENT NO. : Des. 380,786  
DATED : July 8, 1997  
INVENTOR(S) : Guegan, et. al.

Page 3 of 4

It is certified that error appears in the above-identified patent and that said Letters Patent is hereby corrected as shown below:

substitute the following Figures 1, 2 and 3 for the figures depicted therein:

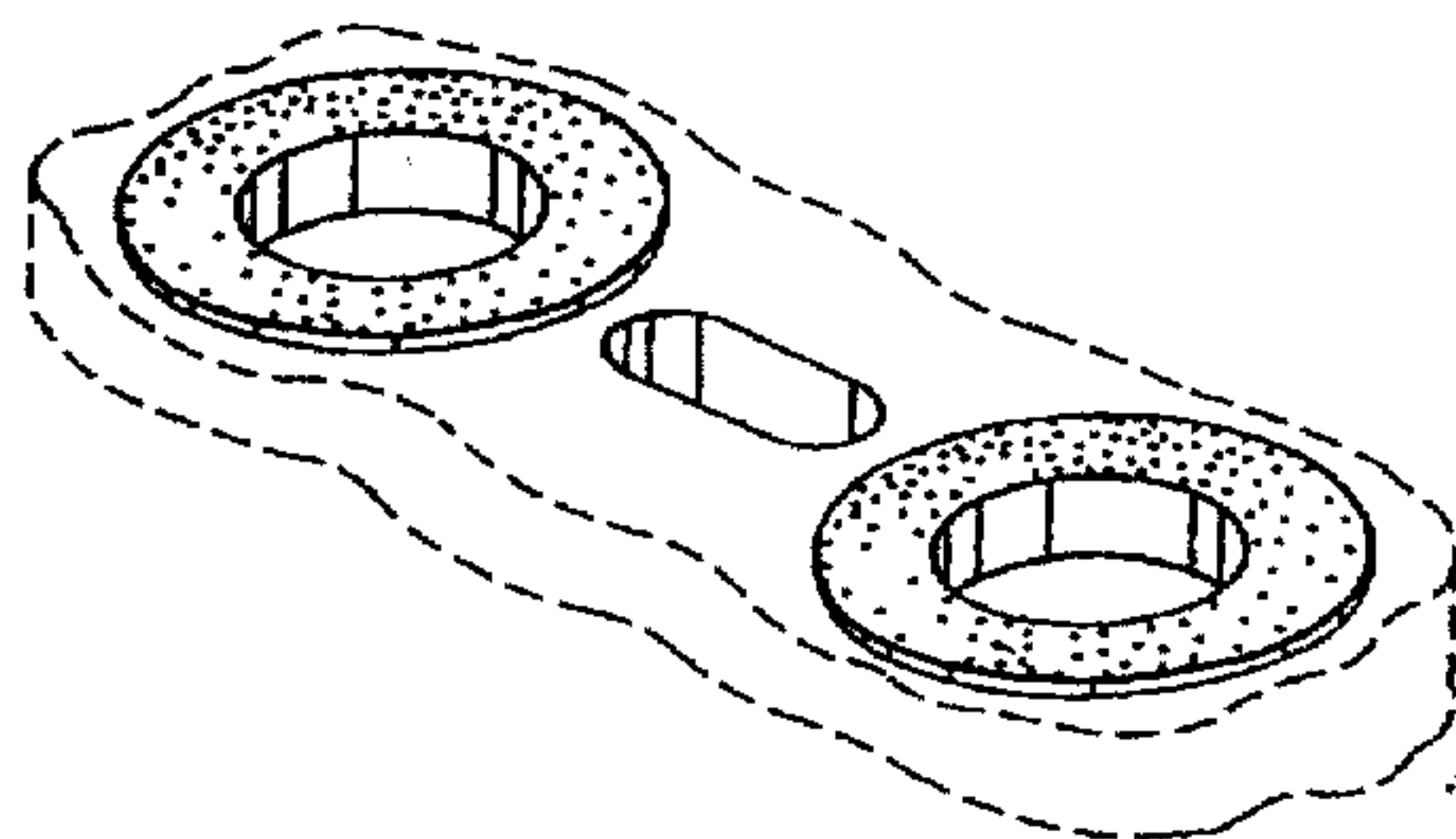


FIG. 1

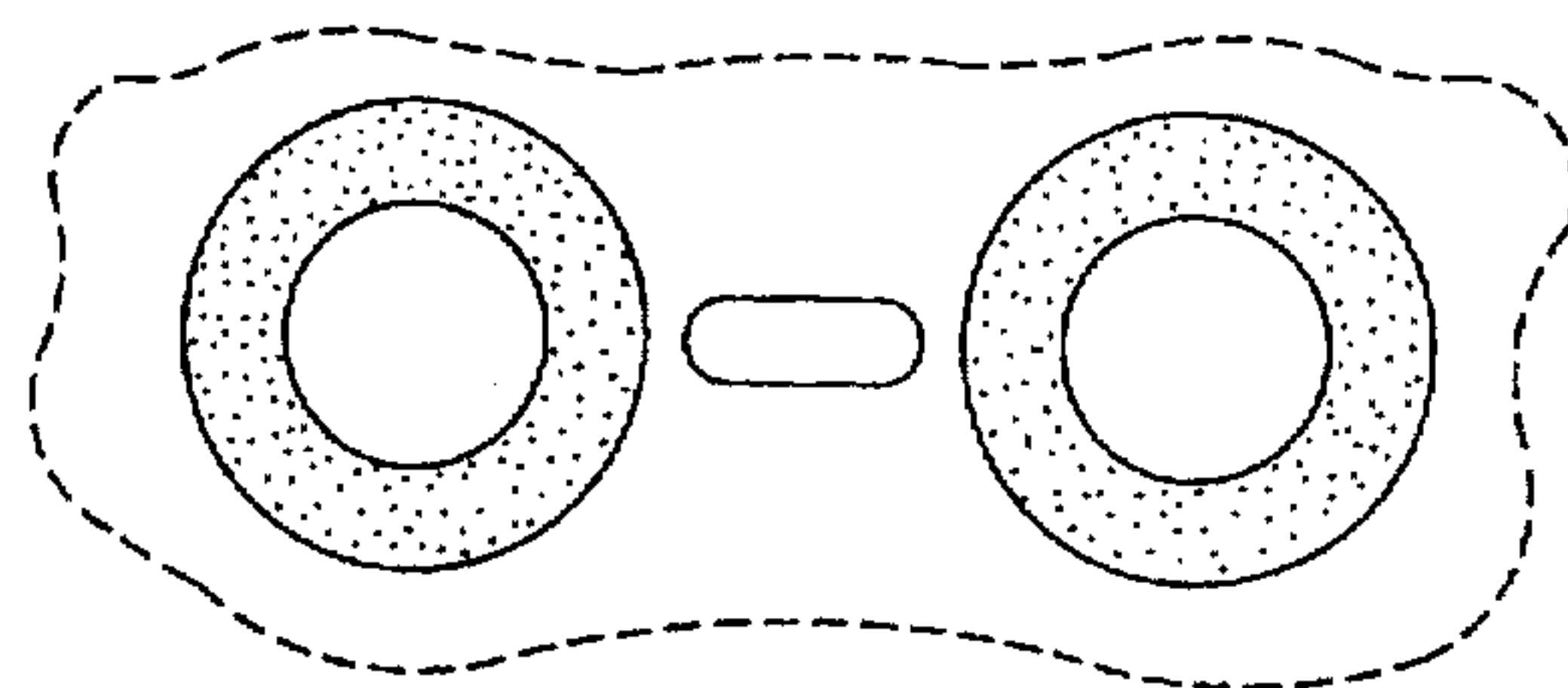


FIG. 2

UNITED STATES PATENT AND TRADEMARK OFFICE  
**CERTIFICATE OF CORRECTION**

Page 4 of 4

PATENT NO. : Des. 380,786  
DATED : July 8, 1997  
INVENTOR(S) : Guegan, et. al.

It is certified that error appears in the above-identified patent and that said Letters Patent is hereby corrected as shown below:




FIG. 3

Signed and Sealed this  
Sixteenth Day of November, 1999

*Attest:*

A handwritten signature in cursive script, appearing to read "Q. Todd Dickinson".

Q. TODD DICKINSON

*Attesting Officer*

*Acting Commissioner of Patents and Trademarks*