



US00D380746S

# United States Patent [19]

[11] Patent Number: **Des. 380,746**

Bailey et al.

[45] Date of Patent: **\*\*Jul. 8, 1997**

[54] WINDOW, LABEL AND REAR AREA OF A TOP SURFACE FOR A VIDEOCASSETTE

D. 351,379	10/1994	Suzuki	.....	D14/121
4,501,396	2/1985	Tomsyck et al.	.....	242/199
4,754,357	6/1988	Nelson	.....	360/132
4,858,848	8/1989	Katoku et al.	.....	242/346.2 X
4,911,298	3/1990	Miyagawa et al.	.....	206/387.1

[75] Inventors: **John A. Bailey**, Woodbury; **Glenn A. Bloomer**, Maplewood; **Gregory H. Johnson**, Oakdale, all of Minn.; **Nicholas A. Brawne**, Columbus; **Mark J. Ciesko**, Hilliard, both of Ohio

*Primary Examiner*—Ted Shooman  
*Assistant Examiner*—Nanda Bondade  
*Attorney, Agent, or Firm*—Gary L. Griswold; Walter N. Kirn; Charles D. Levine

[73] Assignee: **Minnesota Mining and Manufacturing Company**, St. Paul, Minn.

## [57] CLAIM

[\*\*] Term: **14 Years**

The ornamental design for a window, label and rear area of a top surface for a videocassette, as shown and described.

[21] Appl. No.: **20,918**

## DESCRIPTION

[22] Filed: **Apr. 5, 1994**

FIG. 1 is a perspective view of a window, label and rear area of a top surface for a videocassette showing our new design; and,

[51] LOC (6) Cl. .... **14-99**

[52] U.S. Cl. .... **D14/121**

[58] Field of Search ..... D14/120-123, D14/299; 206/387.1, 387.12-387.15; 242/342, 345, 345.1-345.3, 346, 346.2; 360/132

FIG. 2 is a top plan view thereof.

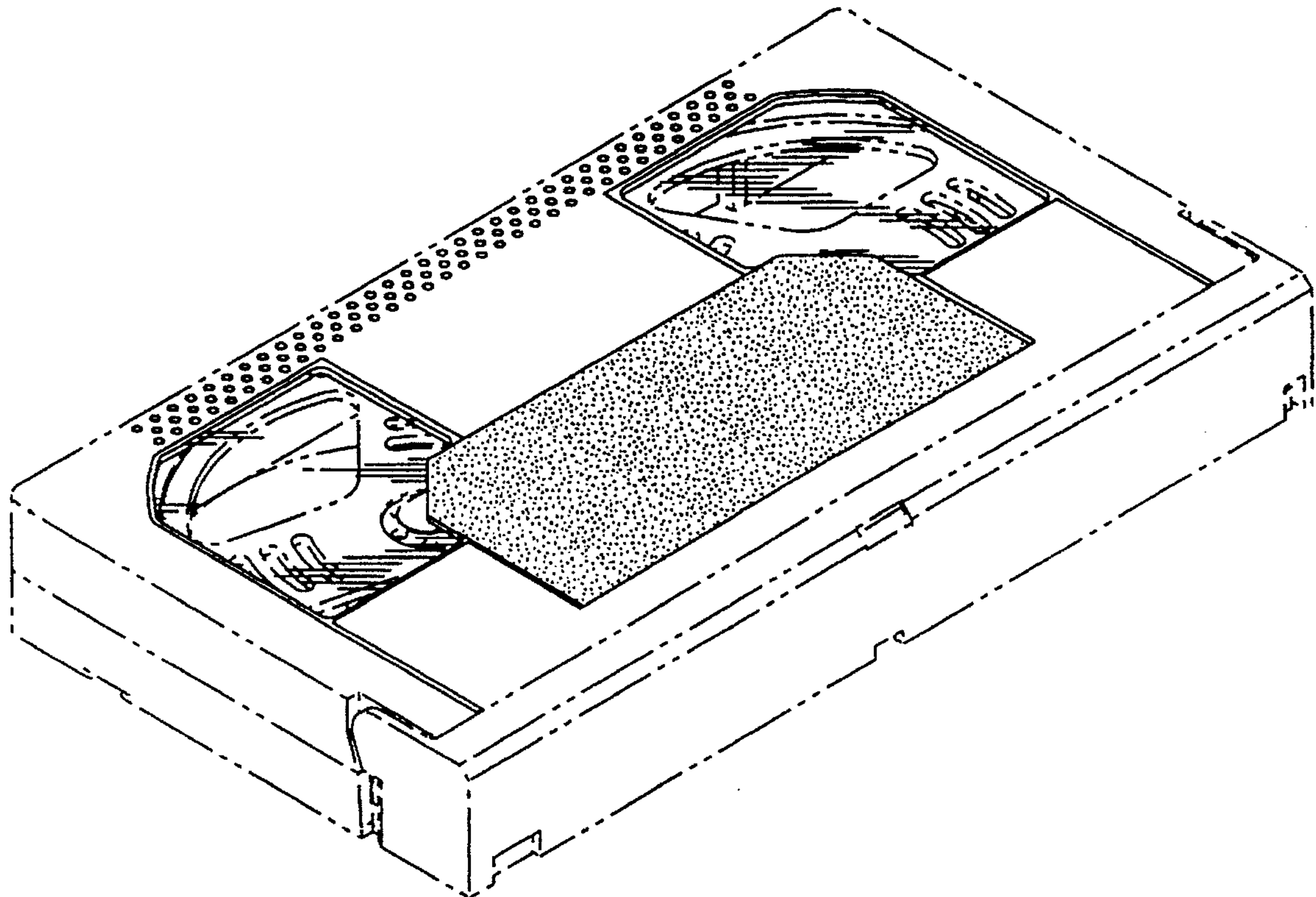
The broken line showing of the videocassette and tape reel is for illustrative purposes only and forms no part of the claimed design.

## [56] References Cited

### U.S. PATENT DOCUMENTS

D. 266,419 10/1982 Hashimoto et al. .... D14/121

**1 Claim, 1 Drawing Sheet**



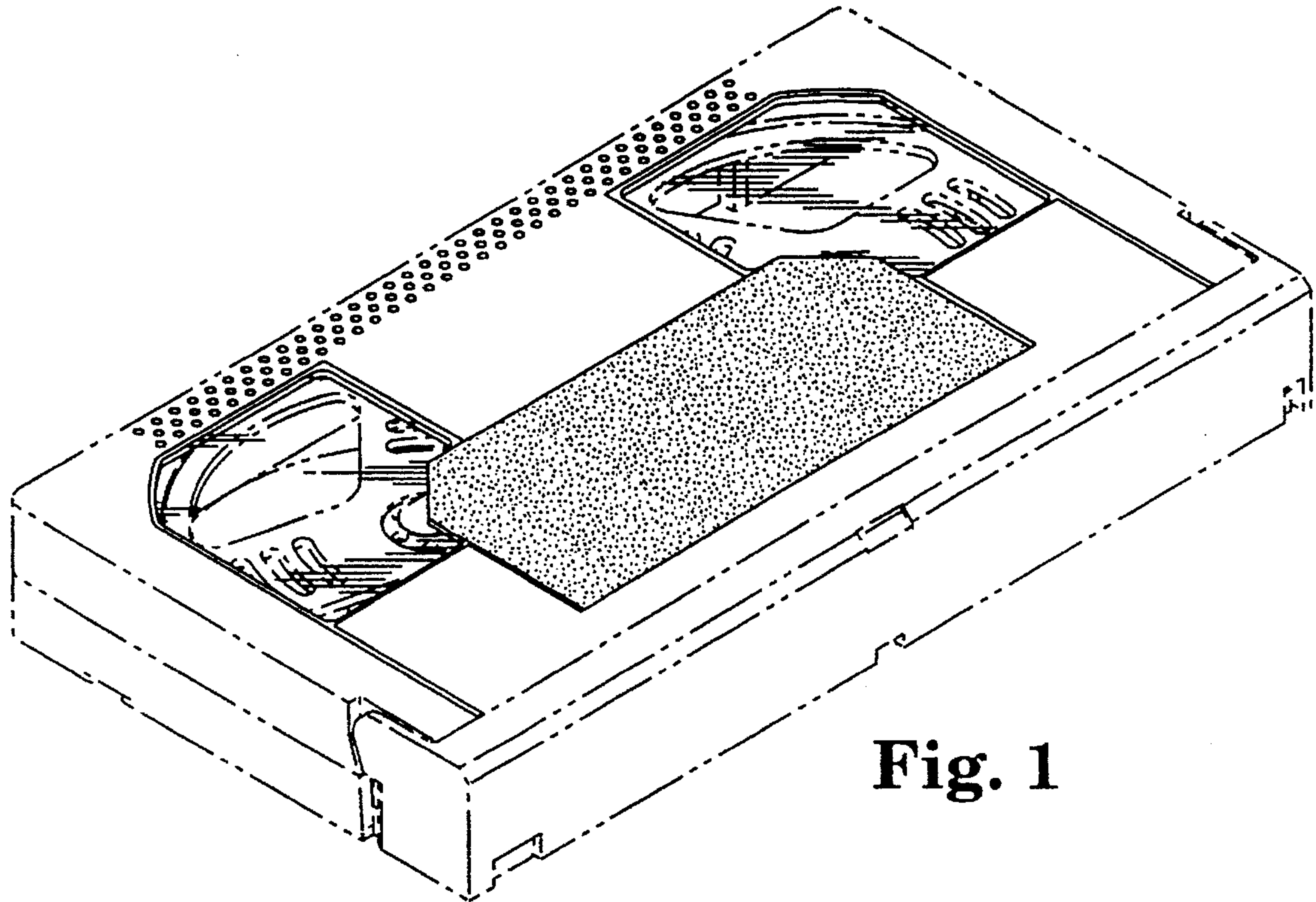


Fig. 1

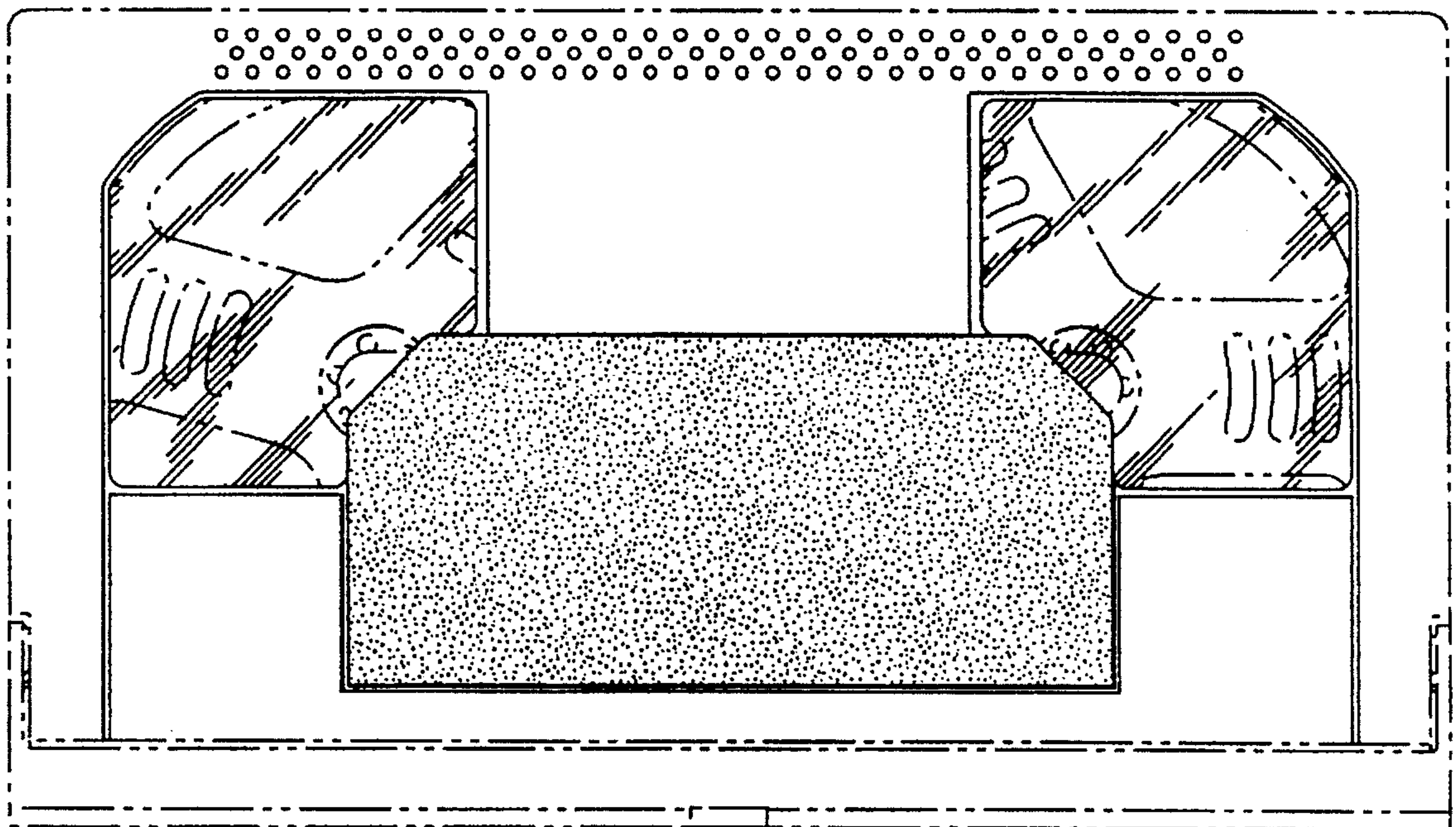


Fig. 2