US00D380717S

United States Patent [19]

Rohweder et al.

[11] Patent Number: Des. 380,717

[45] Date of Patent: **Jul. 8, 1997

[54] **TIRE TREAD**

[75] Inventors: **Efimia Ellen Rohweder**, Uniontown; **Frederick William Miller**, Akron; **Michael Alois Kolowski**, Mogadore; **Stephanie Carol Brown**, Akron, all of Ohio

[73] Assignee: **The Goodyear Tire & Rubber Company**, Akron, Ohio

[**] Term: **14 Years**

[21] Appl. No.: **47,311**

[22] Filed: **Nov. 30, 1995**

[51] **LOC (6) Cl.** **12-15**

[52] **U.S. Cl.** **D12/148**

[58] **Field of Search** ..... D12/141, 142, D12/143, 146, 147, 148; 152/209 R, 209 D

[56] **References Cited**

U.S. PATENT DOCUMENTS

D. 250,463	12/1978	Jamain .
D. 261,494	10/1981	Suzuki et al. .
D. 268,489	4/1983	Arends et al. .
D. 278,221	4/1985	Kojima et al. .
D. 279,364	6/1985	Kusube .
D. 279,890	7/1985	Kusube .
D. 283,212	4/1986	Martini et al. .
D. 287,706	1/1987	Takeuchi .
D. 287,838	1/1987	Takehara .
D. 287,840	1/1987	Ono .
D. 287,841	1/1987	Ono .
D. 288,192	2/1987	Nakatani .
D. 288,549	3/1987	Mills et al. .
D. 289,026	3/1987	Wohlfahrt .
D. 289,275	4/1987	Hinrichsen .
D. 290,104	6/1987	Takehara .
D. 292,080	9/1987	Hayakawa et al. .
D. 292,083	9/1987	Ozawa .
D. 294,926	3/1988	Nishio et al. .
D. 294,928	3/1988	Clemens et al. .
D. 294,929	3/1988	Clemens .
D. 296,315	6/1988	Hayakawa et al. .
D. 297,723	9/1988	Corner .
D. 298,115	10/1988	Kuroda .
D. 301,024	5/1989	Himuro et al. .
D. 301,445	6/1989	Terada .
D. 302,960	8/1989	Himuro et al. .
D. 304,561	11/1989	Caretta .
D. 304,918	12/1989	Hinrichsen .
D. 305,524	1/1990	Idei .
D. 308,189	5/1990	Hinrichsen et al. .
D. 309,591	7/1990	Guermandi et al. .
D. 309,884	8/1990	Kitagawa .
D. 312,603	12/1990	Yarborough .
D. 313,209	12/1990	Minamitani et al. .
D. 316,065	4/1991	Tsuda et al. .
D. 316,387	4/1991	Eromaki .
D. 316,534	4/1991	Hutz .
D. 316,690	5/1991	Tagashira .
D. 316,990	5/1991	Adam et al. .
D. 317,145	5/1991	Iwamura .
D. 317,739	6/1991	Bondini .
D. 326,439	5/1992	Covert et al. .
D. 335,643	5/1993	Hino .
D. 335,841	5/1993	Caretta et al. .
D. 335,844	5/1993	Boiocchi et al. .
D. 336,067	6/1993	Fujii .
D. 336,268	6/1993	Bondini .
D. 336,269	6/1993	Hinrichsen et al. .

(List continued on next page.)

Primary Examiner—James Gandy
Attorney, Agent, or Firm—T. P. Lewandowski

[57] **CLAIM**

The ornamental design for a tire tread, as shown and described.

DESCRIPTION

FIG. **1** is a perspective view of a tire tread, it being understood that the pattern repeats uniformly throughout the circumference of the tread;
FIG. **2** is a front elevational view thereof;
FIG. **3** is a side elevational view thereof the opposite side elevational view being a mirror image thereof; and,
FIG. **4** is an enlarged fragmentary front view thereof.
In the drawings, the broken lines defining the inner bead of the sidewall and the peripheral boundary between the tire tread and the sidewall are for illustrative purposes only and form no part of the claimed design.

1 Claim, 4 Drawing Sheets

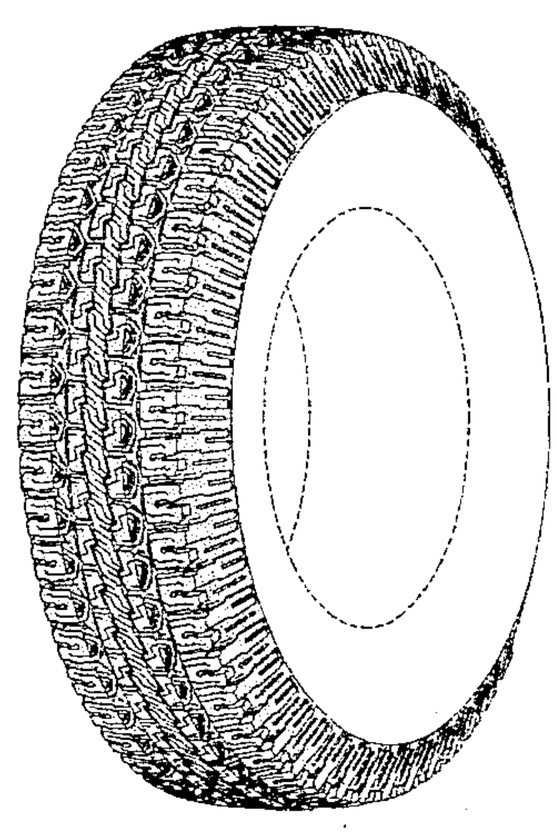

U.S. PATENT DOCUMENTS

D. 341,114	11/1993	Himuro .
D. 341,345	11/1993	Killian .
D. 341,558	11/1993	Matsushita et al. .
D. 345,133	3/1994	Himuro et al. .
D. 350,090	8/1994	Sugimoto .
D. 350,091	8/1994	Shibata .
D. 350,320	9/1994	Suzuki .
D. 350,321	9/1994	Sugimoto .
D. 350,509	9/1994	Killian .
D. 350,510	9/1994	Sugimoto .
D. 350,930	9/1994	Sugimoto .
D. 351,818	10/1994	Pierot et al. .
D. 352,488	11/1994	Siramy .
D. 354,031	1/1995	McKisson .
D. 354,467	1/1995	Wallet et al. .
D. 354,725	1/1995	McKisson .
D. 357,654	4/1995	Hitosugi et al. .
4,412,576	11/1983	Nakajima .
4,416,317	11/1983	Caretta .
4,649,975	3/1987	Kogure et al. .
4,765,384	8/1988	Rohde .
5,000,239	3/1991	Brayer et al. .
5,024,260	6/1991	Ochiai .
5,078,190	1/1992	Wissbrock et al. .
5,178,699	1/1993	Kakumu et al. .
5,223,065	6/1993	Kogure .
5,301,727	4/1994	Williams .
5,343,914	9/1994	Wako .
5,421,387	6/1995	Emerson .

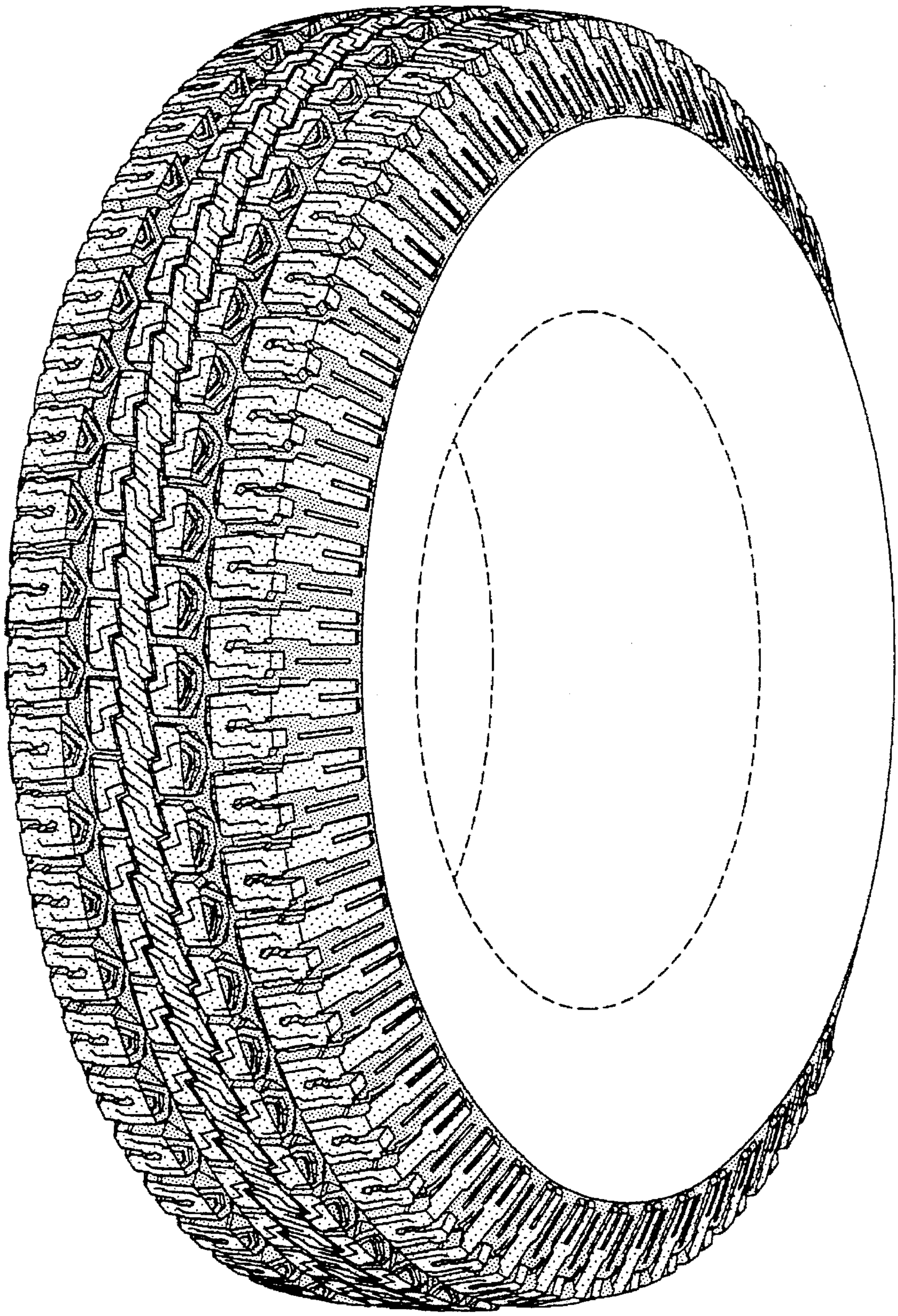

FIG-1



FIG–2

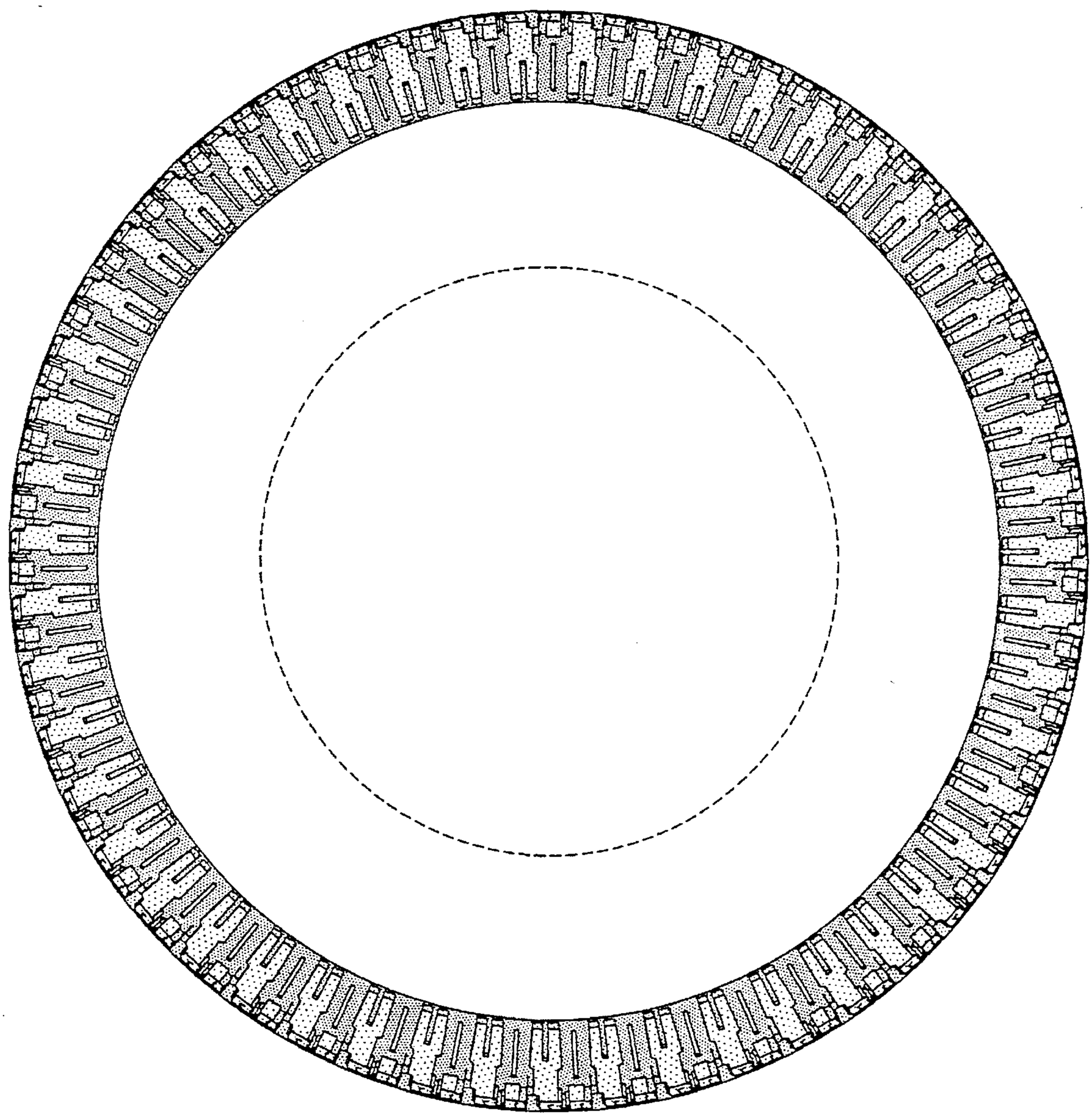

FIG-3

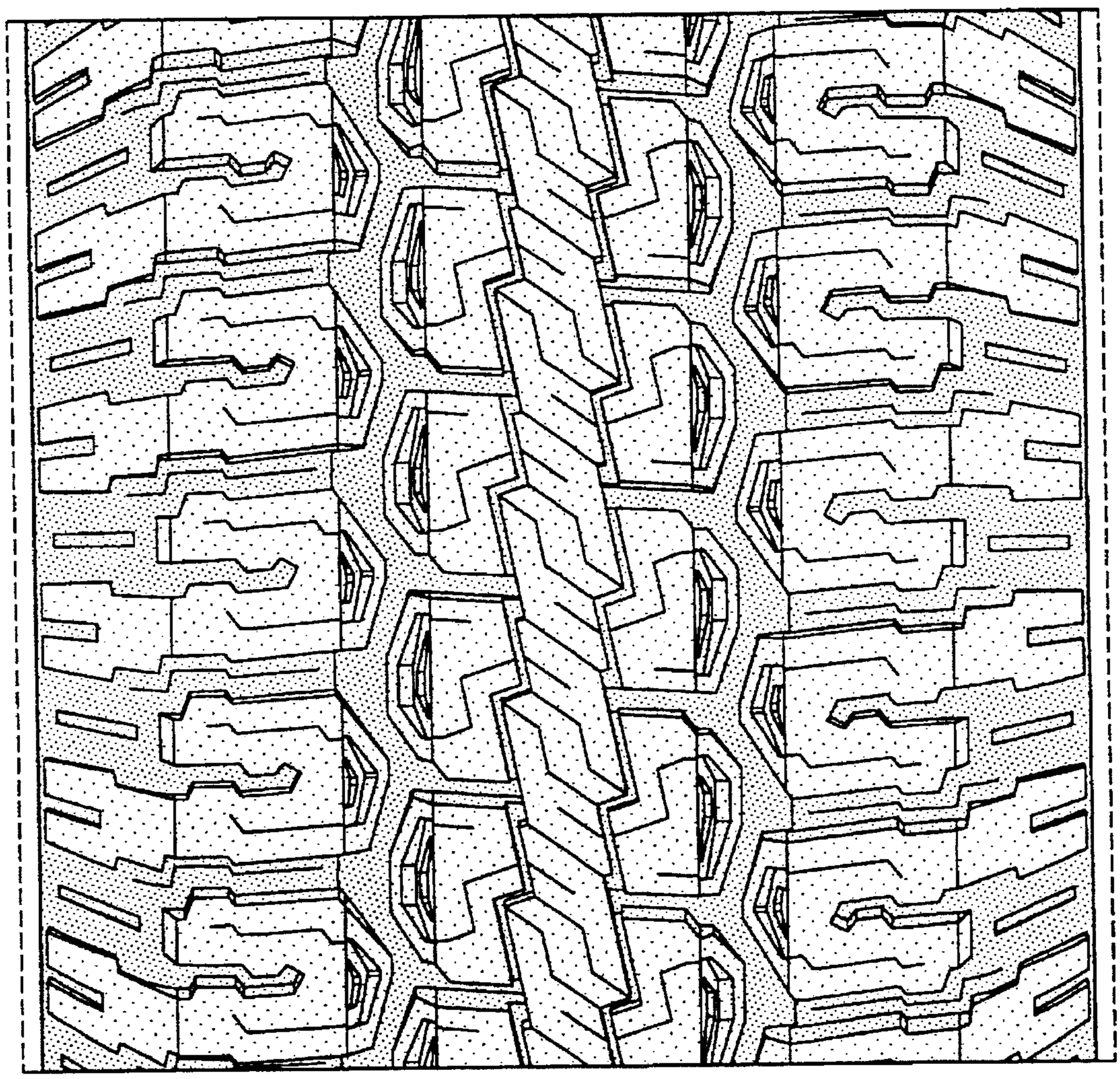

FIG-4