



US00D380697S

# United States Patent [19] Cummings

[11] Patent Number: **Des. 380,697**

[45] Date of Patent: **\*\*Jul. 8, 1997**

[54] **HOLIDAY DOOR CHIME**  
[75] Inventor: **Gerald W. Cummings**, Marlton, N.J.  
[73] Assignee: **M.H. Segan Limited Partnership**,  
Great Barrington, Mass.  
[\*\*] Term: **14 Years**

D. 264,196 5/1982 Doggart ..... D10/118  
D. 275,088 8/1984 Kachi et al. .... D10/118  
D. 350,302 9/1994 Dawson ..... D10/118  
D. 369,223 4/1996 Happer, Jr. et al. .... D26/28

*Primary Examiner*—Marcus A. Jackson  
*Attorney, Agent, or Firm*—Cohen, Pontani, Lieberman, Pavane

[21] Appl. No.: **52,562**  
[22] Filed: **Apr. 3, 1996**

[57] **CLAIM**

The ornamental design for a holiday door chime, as shown and described.

[51] **LOC (6) Cl.** ..... **10-05**  
[52] **U.S. Cl.** ..... **D10/118**  
[58] **Field of Search** ..... D26/28; D10/116,  
D10/118, 120, 121; 340/384.1, 392, 393,  
404, 405, 406, 571, 512; 116/147, 148,  
153

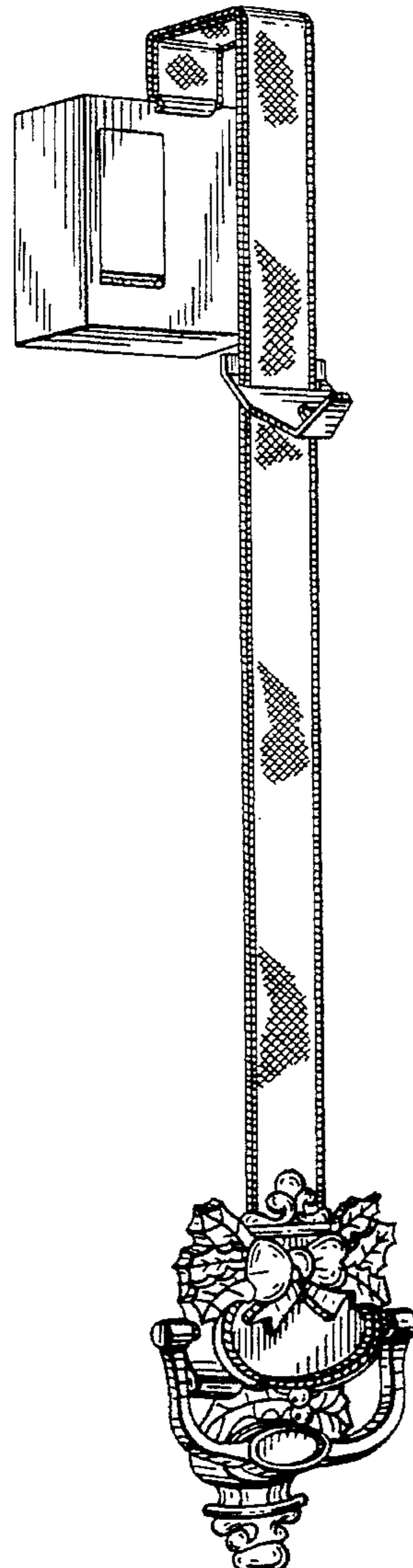
**DESCRIPTION**

FIG. 1 is a perspective view of a holiday door chime showing my new design;  
FIG. 2 is a top plan view thereof;  
FIG. 3 is a front elevational view thereof;  
FIG. 4 is a right-side elevational view thereof;  
FIG. 5 is a rear elevational view thereof; and,  
FIG. 6 is a bottom plan view thereof.

[56] **References Cited**  
**U.S. PATENT DOCUMENTS**

D. 171,464 2/1954 Sama ..... D10/116

**1 Claim, 3 Drawing Sheets**



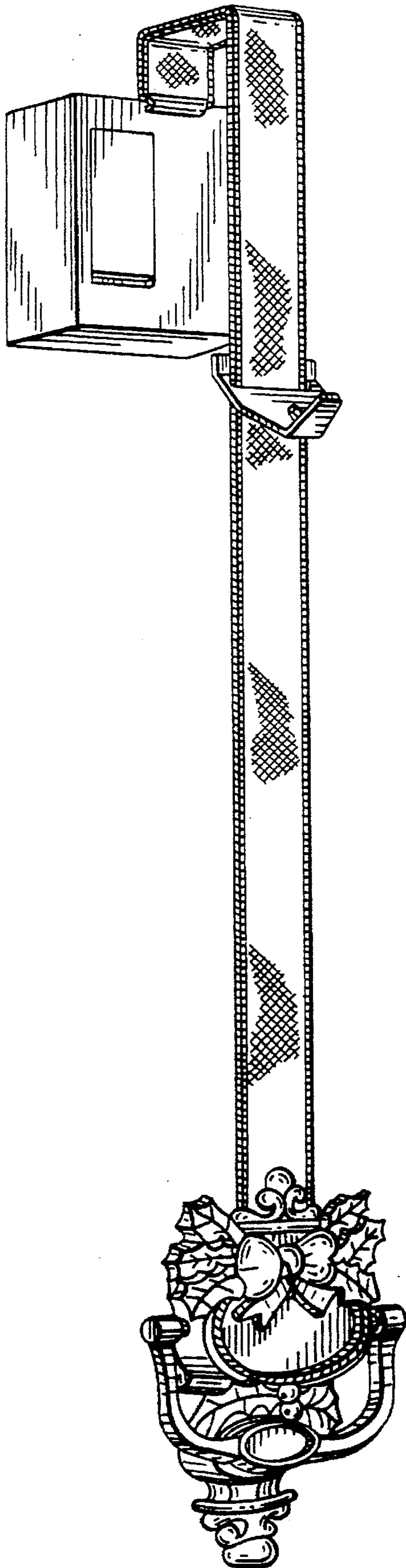


FIG. 1

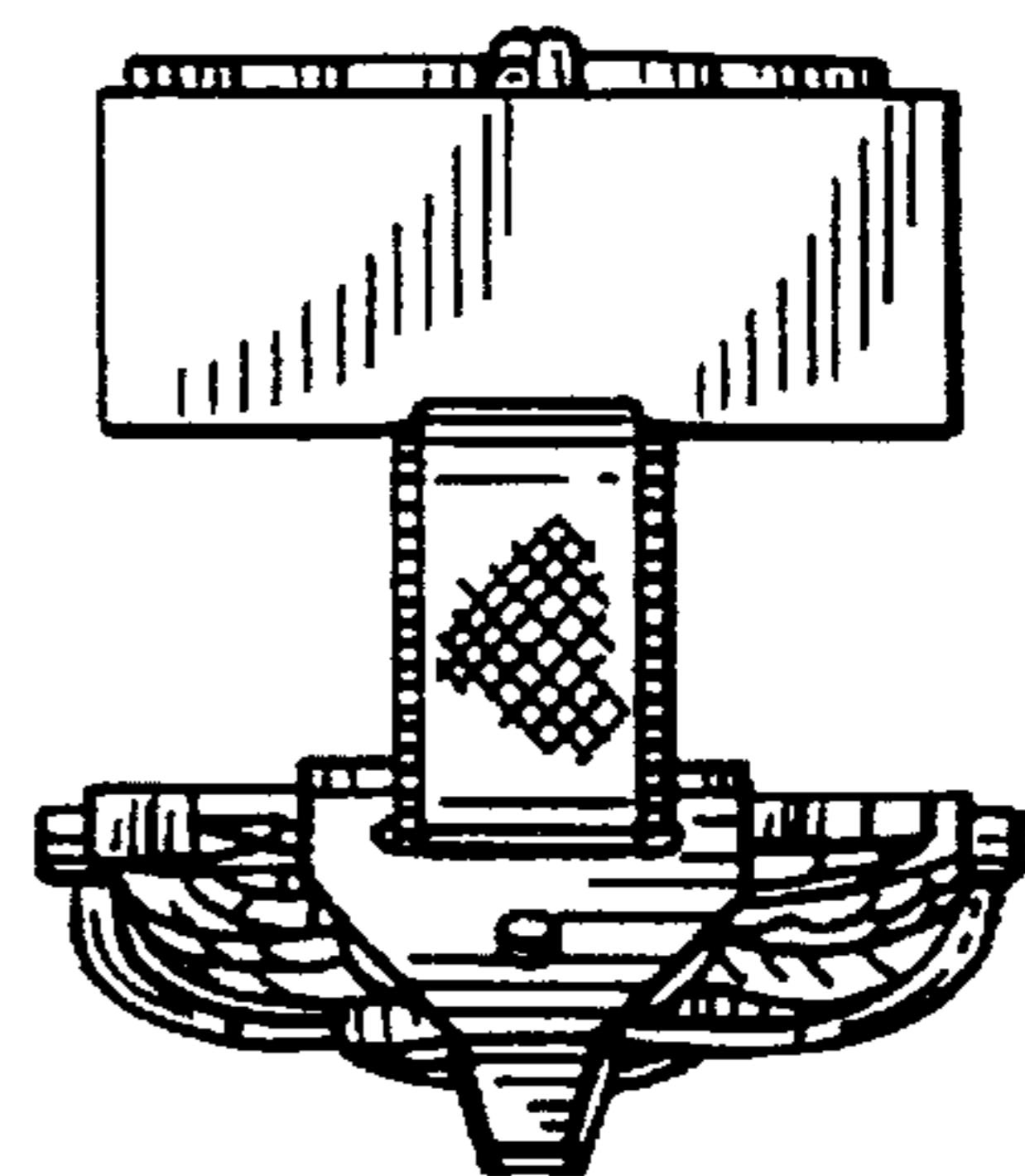


FIG. 2

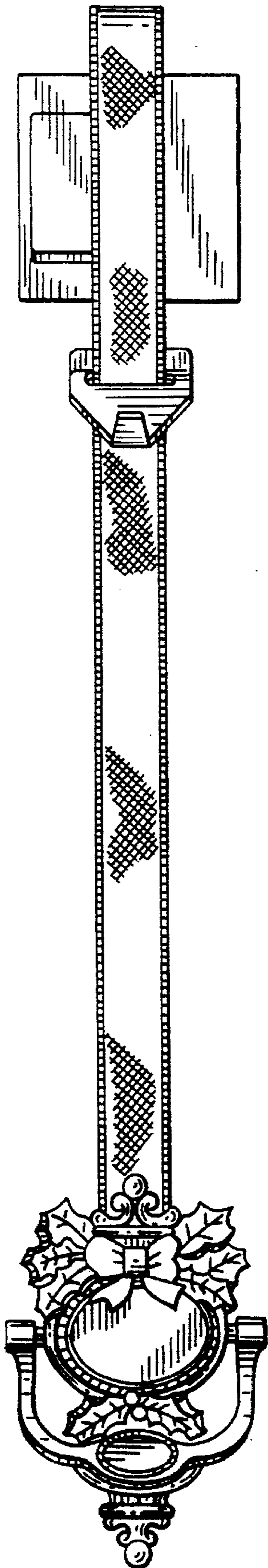


FIG. 3

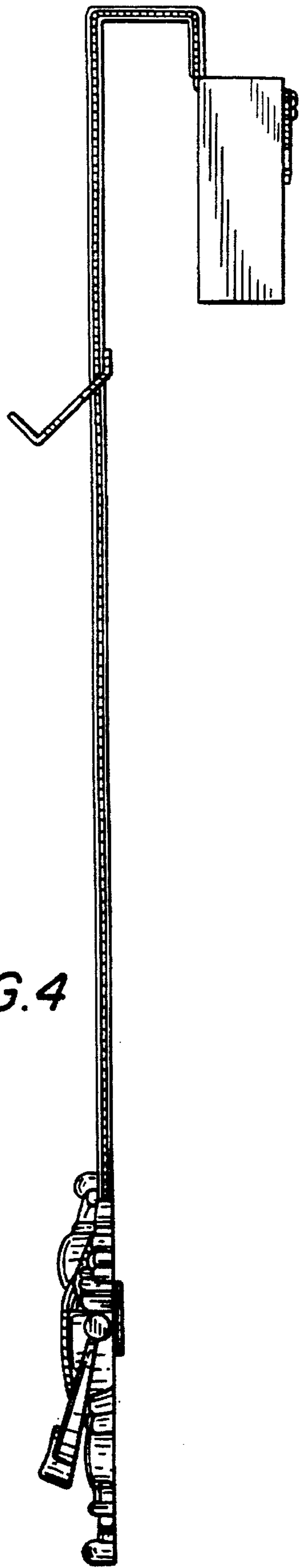


FIG. 4

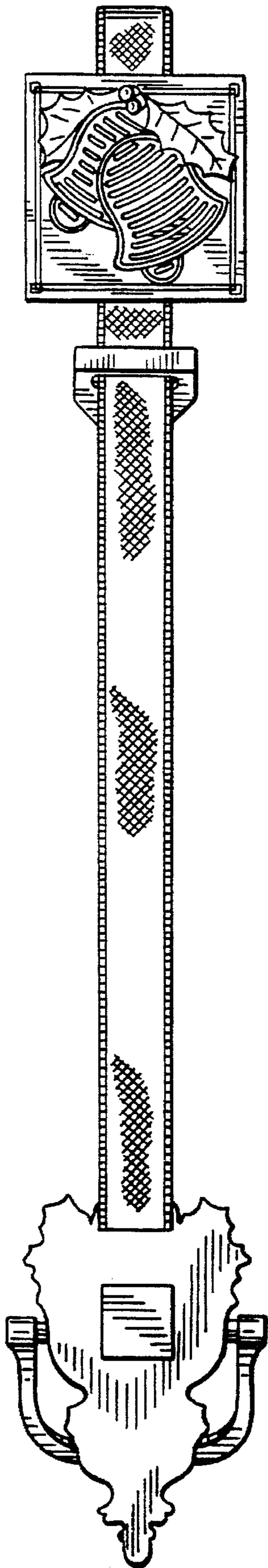


FIG. 5




FIG. 6