



US00D380686S

# United States Patent [19]

[11] Patent Number: **Des. 380,686**

Allen

[45] Date of Patent: **\*\*Jul. 8, 1997**

[54] **CONTAINER**

[75] Inventor: **Michael Ernest Allen**, Elden, England

[73] Assignee: **Castrol Limited**, Swindon, England

[\*\*] Term: **14 Years**

[21] Appl. No.: **24,406**

[22] Filed: **Jun. 14, 1994**

[30] **Foreign Application Priority Data**

Dec. 15, 1993 [GB] United Kingdom ..... 2035840

[51] **LOC (6) Cl.** ..... **09-01**

[52] **U.S. Cl.** ..... **D9/575; D9/523**

[58] **Field of Search** ..... D9/523, 300, 516,  
D9/575, 572, 526, 530, 543; 215/1 R, 1 C

[56] **References Cited**

**U.S. PATENT DOCUMENTS**

D. 259,467 6/1981 Halbeisen et al. .... D9/575 X

D. 271,856 12/1983 Suhajda et al. .... D9/523  
D. 275,078 8/1984 Wassergord et al. .... D9/300  
D. 321,315 11/1991 Halm et al. .... D9/300  
D. 347,579 6/1994 Hann, II et al. .... D9/572

*Primary Examiner*—Lucy Lieberman  
*Attorney, Agent, or Firm*—McAndrews, Held & Malloy, Ltd.

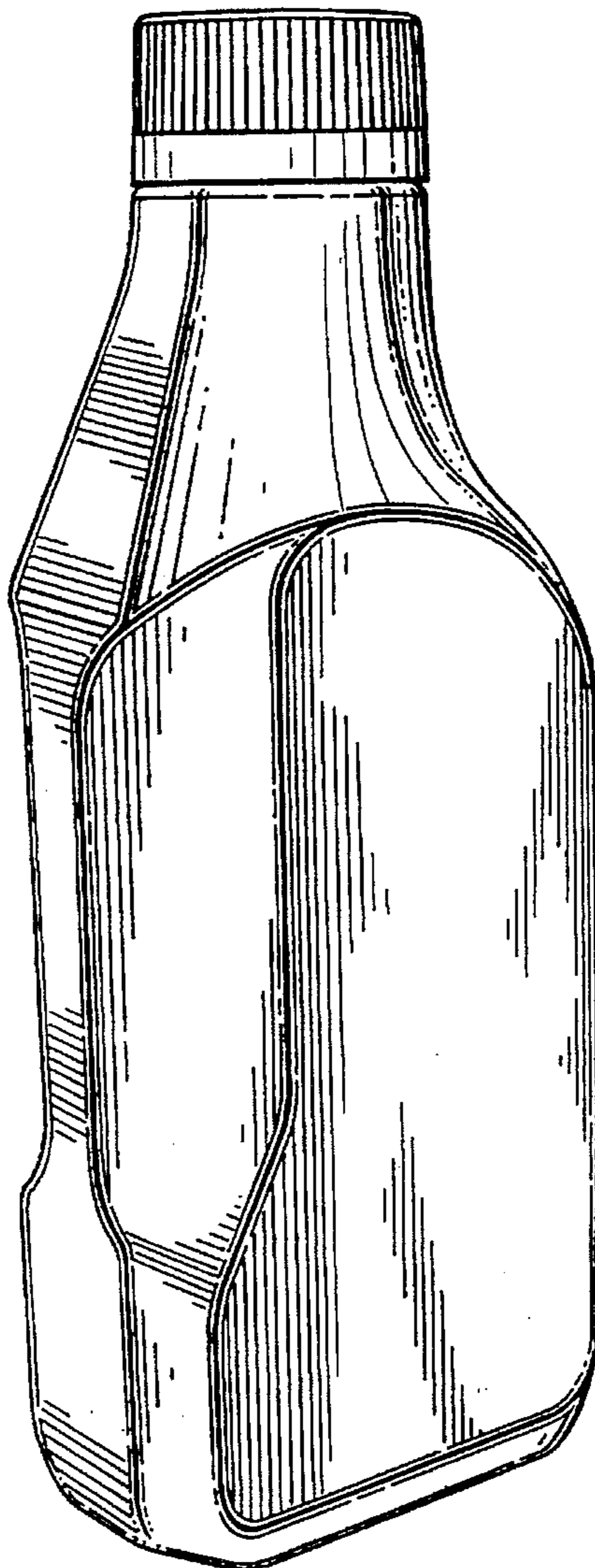
[57] **CLAIM**

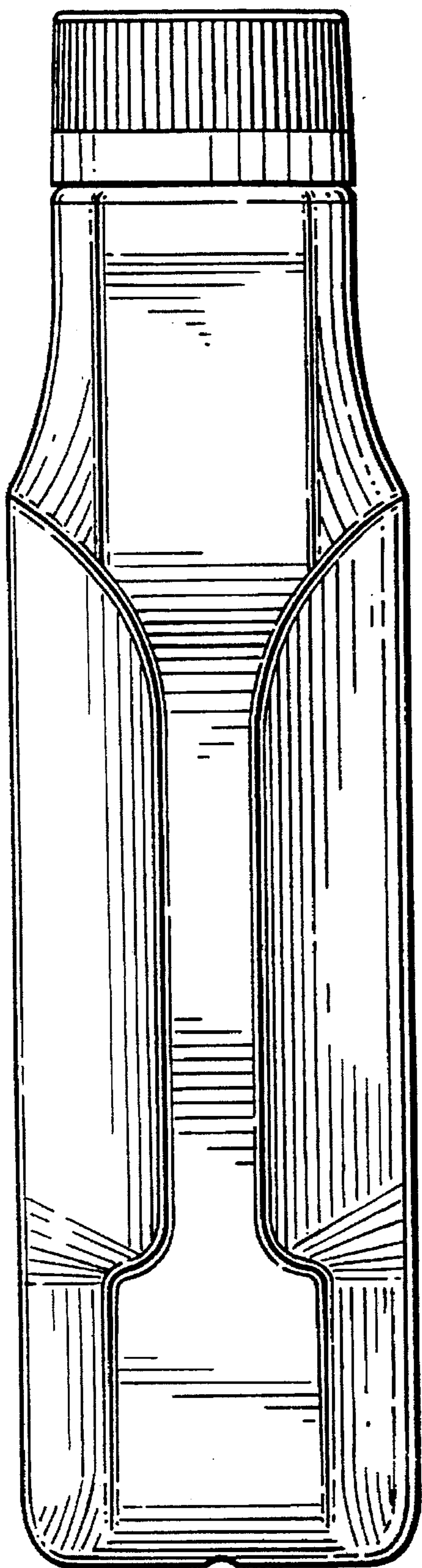
The ornamental design for a container, as shown and described.

**DESCRIPTION**


FIG. 1 is a front view of a container showing my new design; FIG. 2 is a rear view of the container of FIG. 1; FIG. 3 is a left side view of the container of FIG. 1, the right side view is a mirror image thereof; FIG. 4 is a top view of the container of FIG. 1; FIG. 5 is a bottom view of the container of FIG. 1; and, FIG. 6 is a front perspective view of the container of FIG. 1.

**1 Claim, 4 Drawing Sheets**

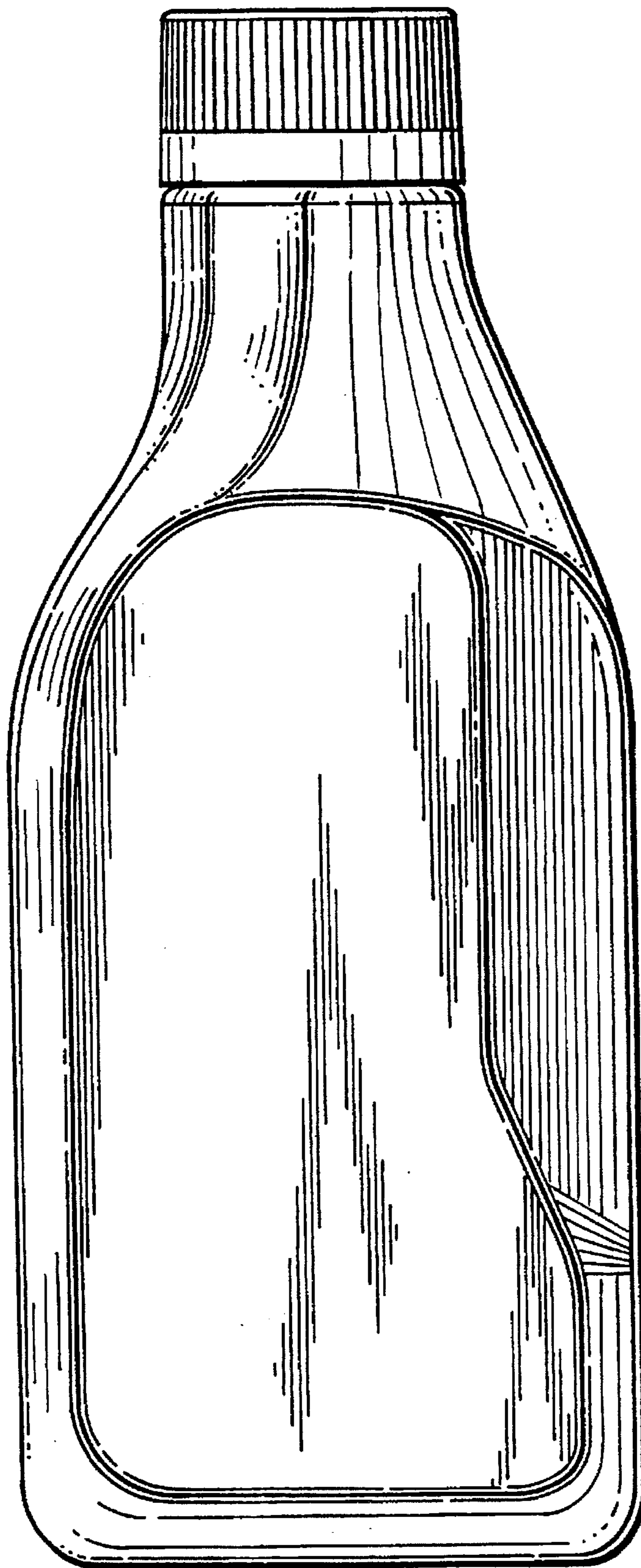





*FIG. 1*



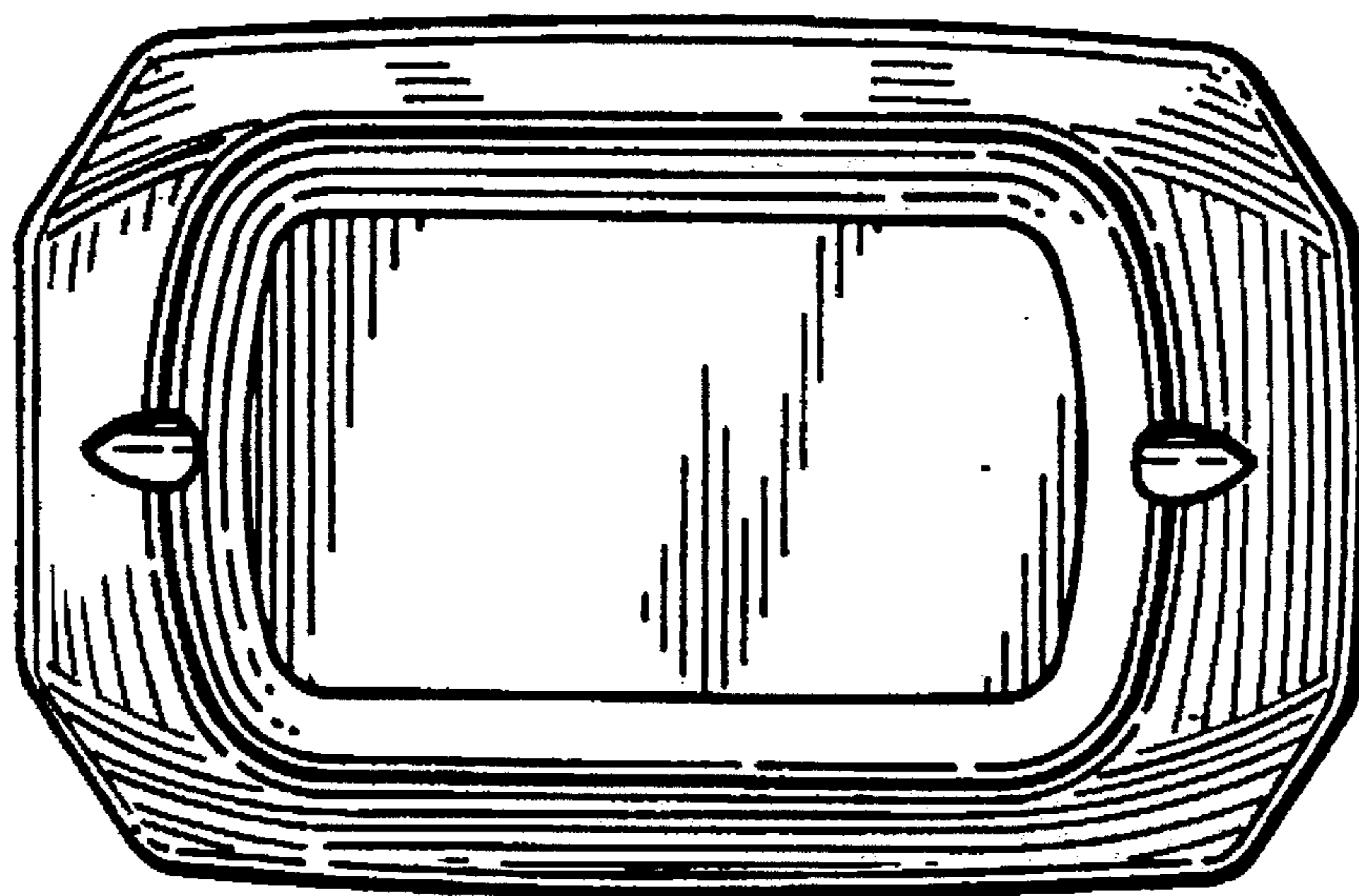
*FIG. 2*



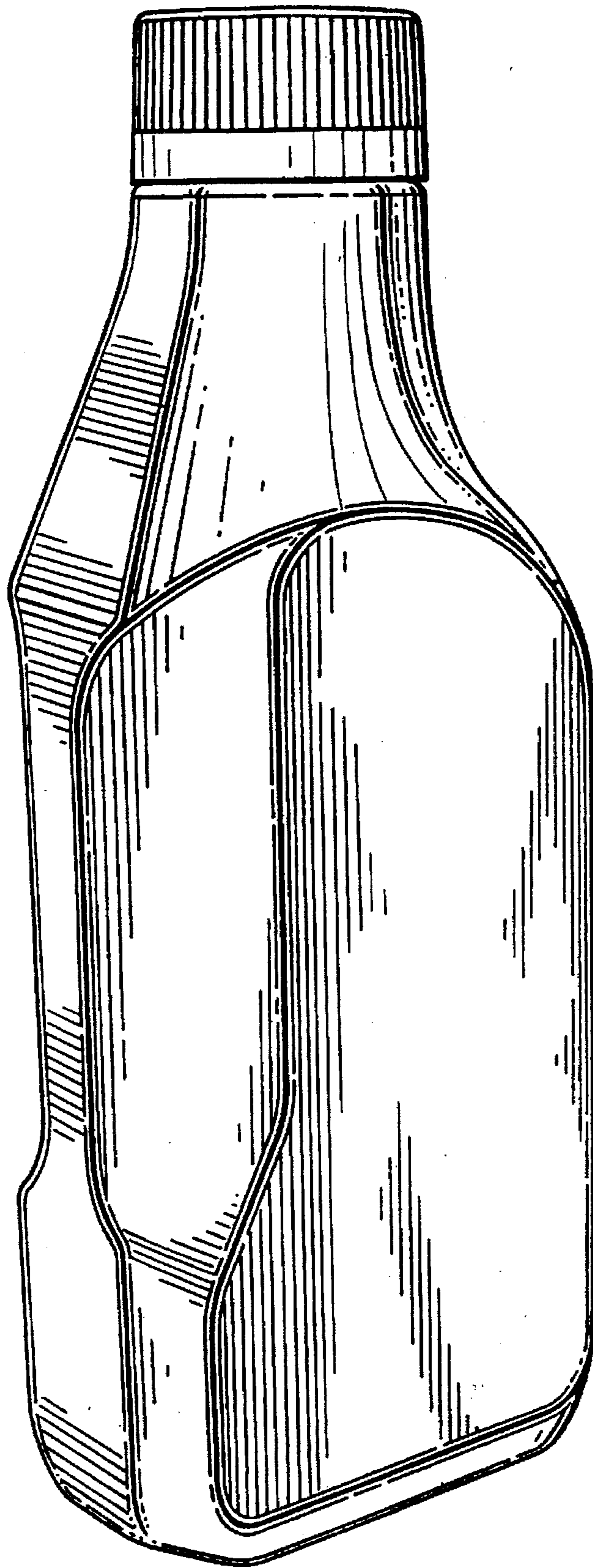
*FIG. 3*



*FIG. 4*



*FIG. 5*



*FIG. 6*