



US00D380656S

# United States Patent [19]

[11] Patent Number: **Des. 380,656**

Eggert et al.

[45] Date of Patent: **\*\*Jul. 8, 1997**

[54] **HANDLE ASSEMBLY FOR HAND TOOL**

4,934,222 6/1990 Rittmann et al. .... 81/427.5  
5,253,557 10/1993 Dolak ..... 81/427.5

[75] Inventors: **Daniel M. Eggert**, Kenosha;  
**Christopher D. Thompson**,  
Milwaukee, both of Wis.

### OTHER PUBLICATIONS

*Snap-On Catalog*, cover, pp. 158 and 160-61.  
P. 15 from *The Productivity Company—Mac Tools, Inc.* date  
of Aug., 1994.

[73] Assignee: **Snap-on Technologies, Inc.**, Crystal  
Lake, Ill.

*Primary Examiner*—Philip S. Hyder  
*Attorney, Agent, or Firm*—Emrich & Dithmar

[\*\*] Term: **14 Years**

[21] Appl. No.: **45,435**

### [57] CLAIM

[22] Filed: **Oct. 19, 1995**

The ornamental design for a handle assembly for hand tool,  
as shown and described.

[51] LOC (6) Cl. .... **08-05**

### DESCRIPTION

[52] U.S. Cl. .... **D8/52; D8/107**

[58] Field of Search ..... D8/51, 52, 107;  
81/416, 417, 418, 419, 424, 425, 426, 426.5,  
427, 427.5

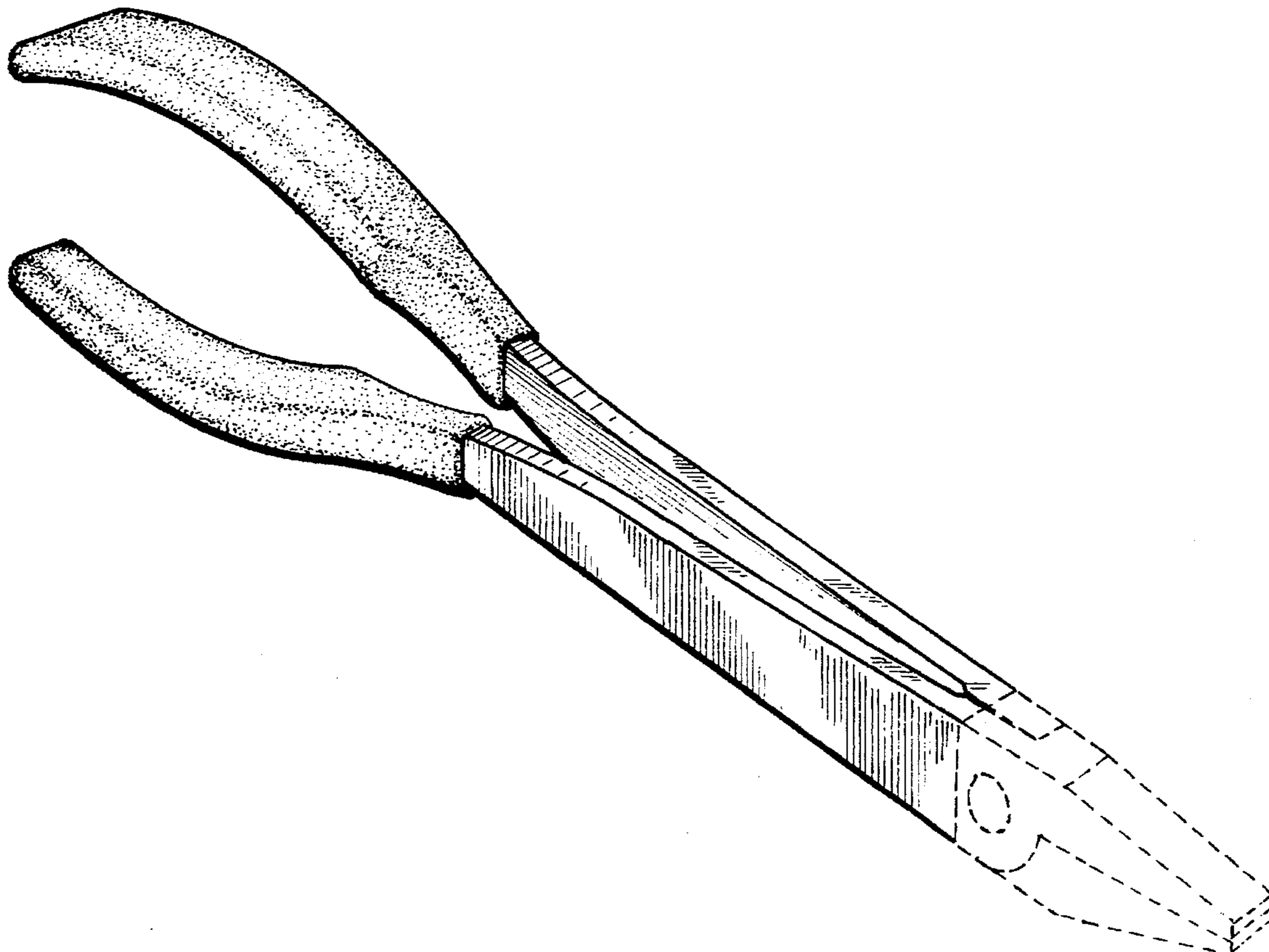
FIG. 1 is a perspective view of the handle assembly for hand  
tool showing my new design;  
FIG. 2 is a side elevational view of one side thereof;  
FIG. 3 is a side elevational view of the other side thereof;  
FIG. 4 is a top plan view thereof;  
FIG. 5 is a bottom plan view thereof;  
FIG. 6 is a front elevational thereof; and,  
FIG. 7 is a rear elevational view thereof.  
The broken line showing of the jaws in FIGS. 1-6 is for  
illustrative purposes only and forms no part of the claimed  
design.

### [56] References Cited

#### U.S. PATENT DOCUMENTS

D. 343,999	2/1994	Letson	.....	D8/52
D. 350,265	9/1994	Mellits et al.	.....	D8/52
D. 358,312	5/1995	Keenan	.....	D8/52
D. 360,813	8/1995	Wiedemann et al.	.....	D8/52
D. 362,607	9/1995	Fisher	.....	D8/52
3,261,244	7/1966	Smoyak et al.	.....	81/417
4,602,536	7/1986	Fish	.....	81/418

**1 Claim, 2 Drawing Sheets**



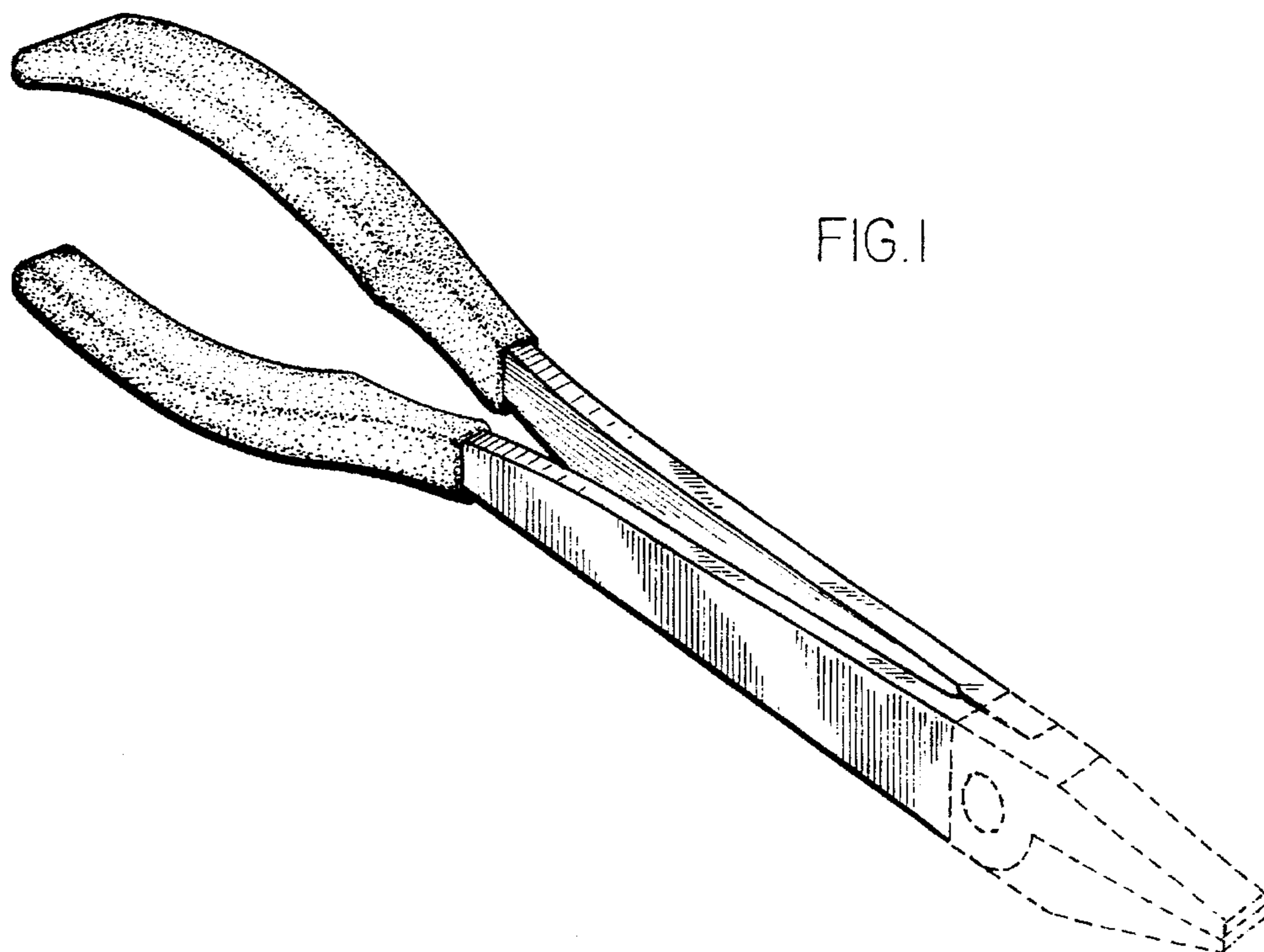


FIG. 1

FIG. 2

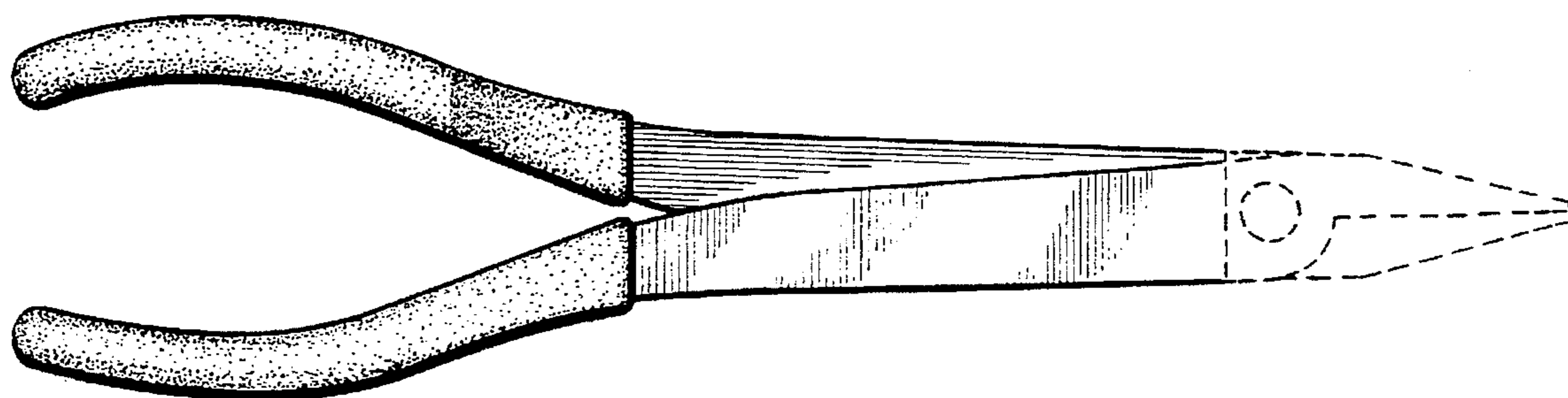


FIG. 3

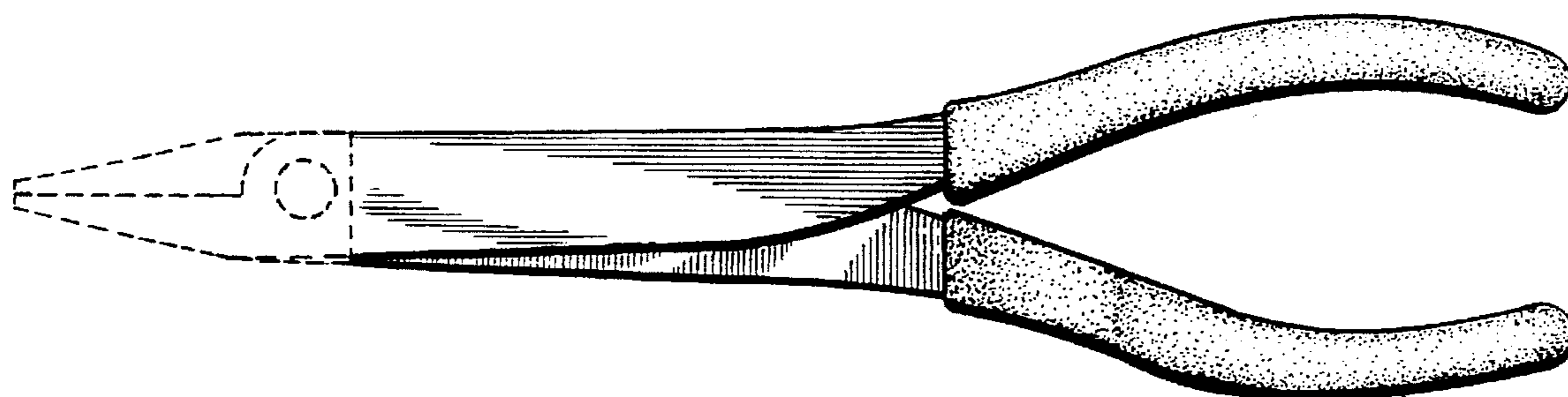


FIG. 4




FIG. 5




FIG. 6



FIG. 7

