



US00D380653S

United States Patent [19]

[11] Patent Number: **Des. 380,653**

Ayon

[45] Date of Patent: ****Jul. 8, 1997**

[54] **COMBINED CUTTER AND SCOOP FOR FRUIT AND VEGETABLES**

D. 345,887 4/1994 Heiberg D32/46 X
2,338,647 1/1944 Koon 15/236.08 X

[76] Inventor: **Lance C. Ayon**, 14900 San Jose St., Mission Hills, Calif. 91345

Primary Examiner—Terry A. Wallace
Attorney, Agent, or Firm—Allan M. Shapiro

[**] Term: **14 Years**

[57] **CLAIM**

The ornamental design for a combined cutter and scoop for fruit and vegetables, as shown and described.

[21] Appl. No.: **52,348**

[22] Filed: **Mar. 28, 1996**

DESCRIPTION

[51] LOC (6) Cl. **07-06**

[52] U.S. Cl. **D7/696; D7/688; D32/46**

[58] Field of Search D7/688, 691, 696; D32/46; 30/169; 15/236.01, 236.07, 236.08

FIG. 1 is a top plan view of a combined cutter and scoop for fruit and vegetables, showing my new design;
FIG. 2 is a cross-sectional view thereof taken in the direction of the arrows at line 2—2 in FIG. 1;
FIG. 3 is a bottom plan view thereof;
FIG. 4 is a right side elevational view thereof;
FIG. 5 is an enlarged cross-sectional view thereof taken in the direction of the arrows at line 5—5 in FIG. 1; and,
FIG. 6 is an isometric top and left side view thereof.

[56] **References Cited**

U.S. PATENT DOCUMENTS

- D. 221,244 7/1971 Lawrence D32/46
- D. 233,644 11/1974 Montesi D7/696
- D. 297,494 9/1988 Derting, Jr. D7/696 X

1 Claim, 2 Drawing Sheets

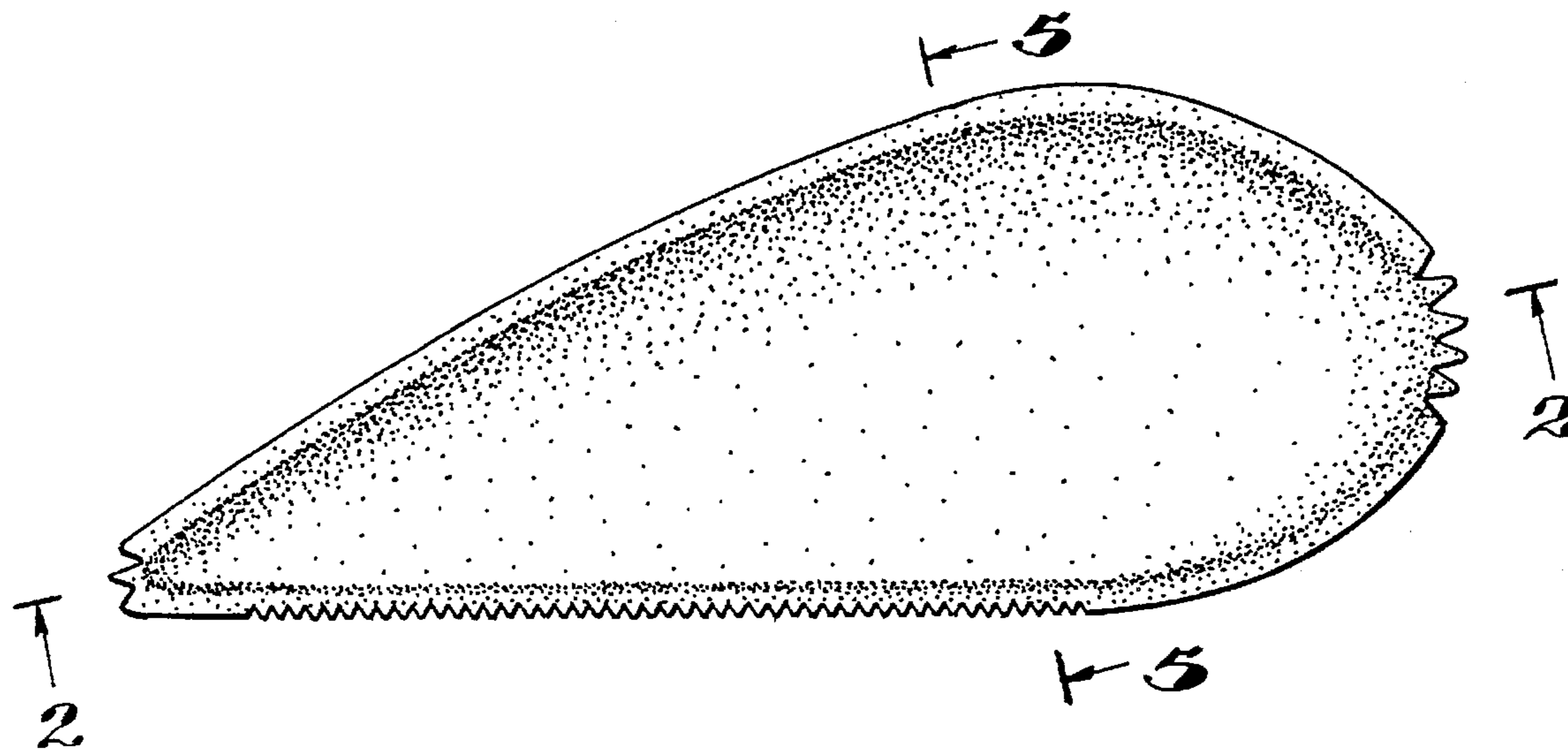


FIG. 1

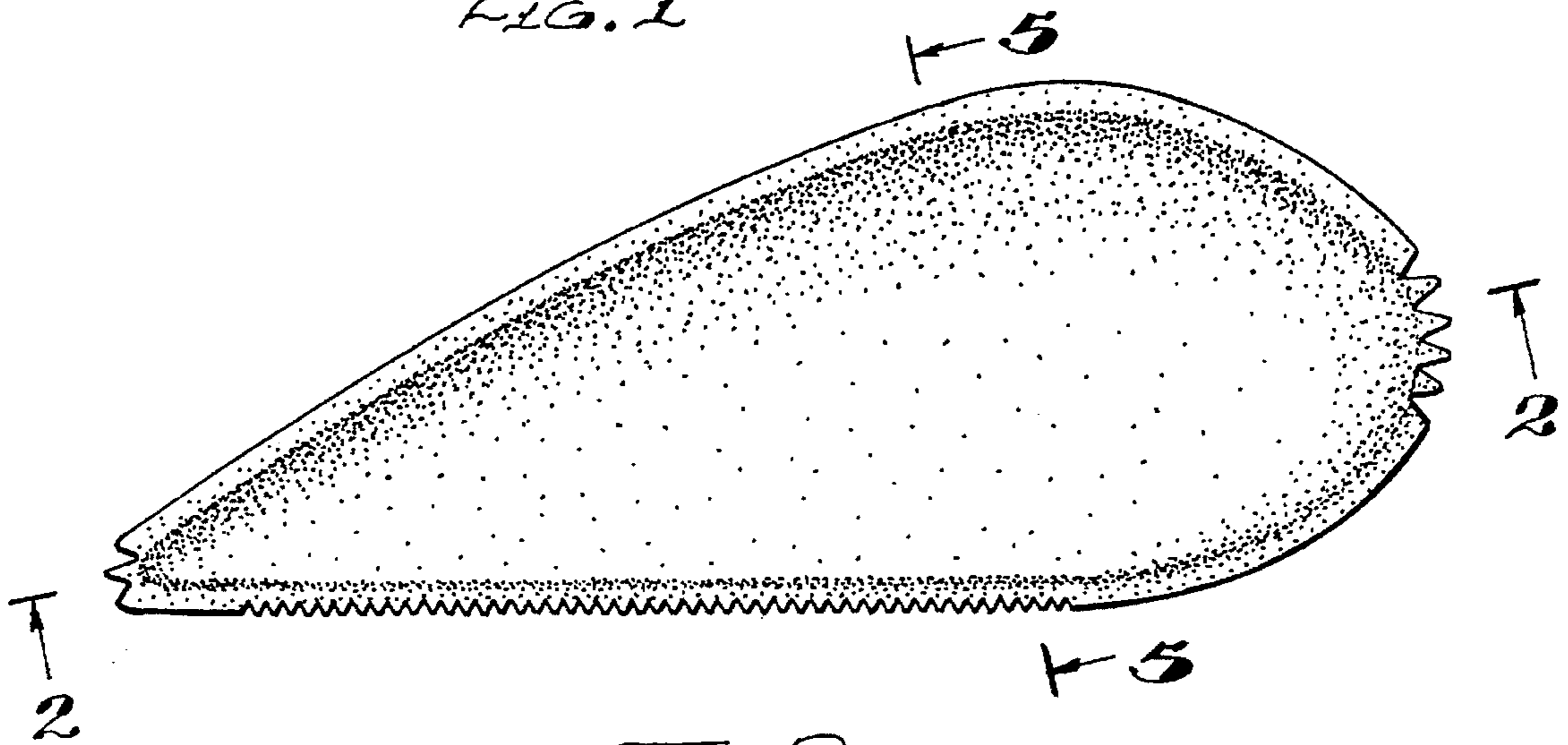


FIG. 2



FIG. 3

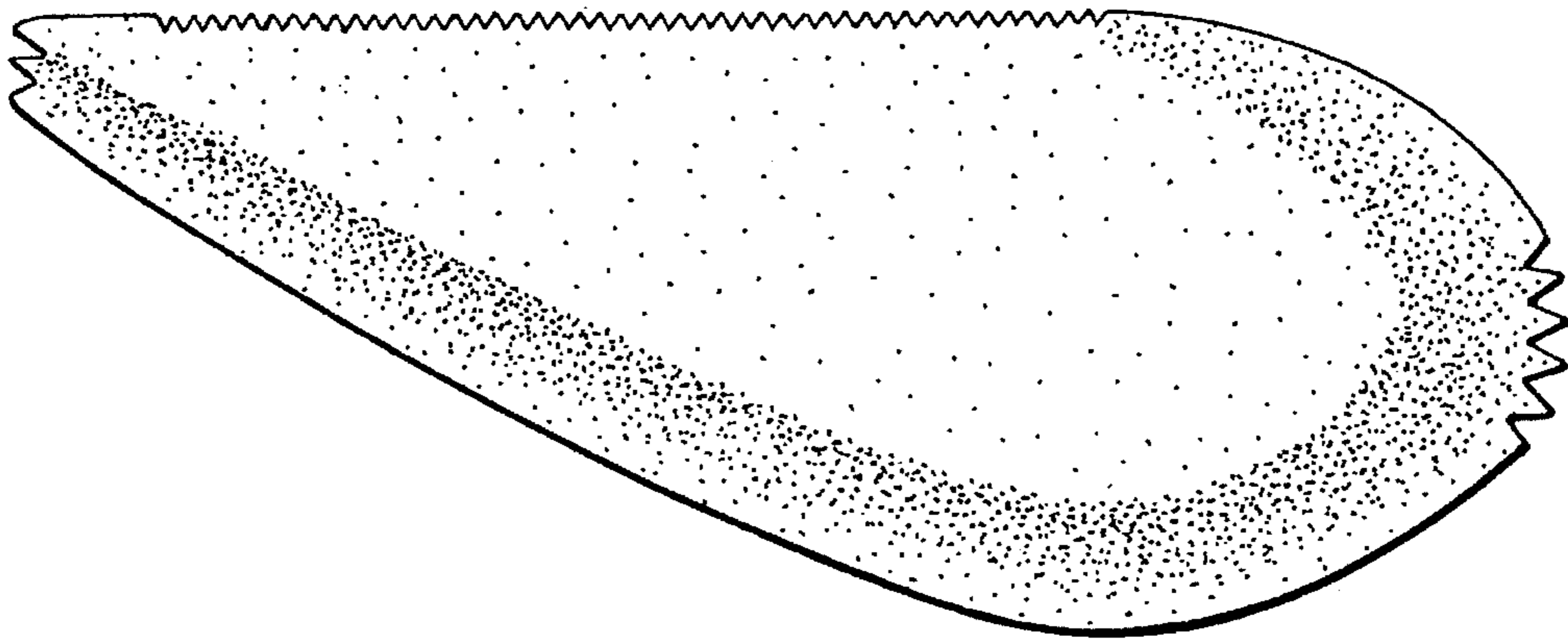


FIG. 4



FIG. 5



