



US00D380649S

United States Patent [19]
Grannis

[11] **Patent Number:** **Des. 380,649**
[45] **Date of Patent:** ****Jul. 8, 1997**

[54] **PLATE**
[75] **Inventor:** **William H. Grannis, Jericho, N.Y.**
[73] **Assignee:** **THC Systems, Inc., Melville, N.Y.**
[**] **Term:** **14 Years**
[21] **Appl. No.:** **54,394**
[22] **Filed:** **May 14, 1996**
[51] **LOC (6) Cl.** **07-01**
[52] **U.S. Cl.** **D7/585; D7/588; D7/566**
[58] **Field of Search** **D7/566, 568, 585, D7/588, 587, 560, 565, 570, 500, 396.4, 396.5, 545; 220/608, 556, 575, 23.8**

D. 187,157 2/1960 Anderson D7/570
D. 309,551 7/1990 Seitz D7/585
D. 313,333 1/1991 Unger D7/585
D. 324,798 3/1992 Wonder D7/585
D. 356,472 3/1995 Jaworski D7/565 X
2,119,342 5/1938 Morris D7/570 X

Primary Examiner—M. N. Pandozzi
Attorney, Agent, or Firm—Amster, Rothstein & Ebenstein

[57] **CLAIM**

The ornamental design for a plate, as shown.

DESCRIPTION

FIG. 1 is a top plan view of the plate showing my new design;
FIG. 2 is an elevational view thereof from the right side of FIG. 1;
FIG. 3 is a bottom plan view thereof; and,
FIG. 4 is an elevational view thereof from the left side of FIG. 1.

[56] **References Cited**
U.S. PATENT DOCUMENTS

D. 78,661 5/1929 Simmons D7/585
D. 83,899 4/1931 Graham D7/568
D. 125,574 3/1941 Sakier D7/565

1 Claim, 2 Drawing Sheets

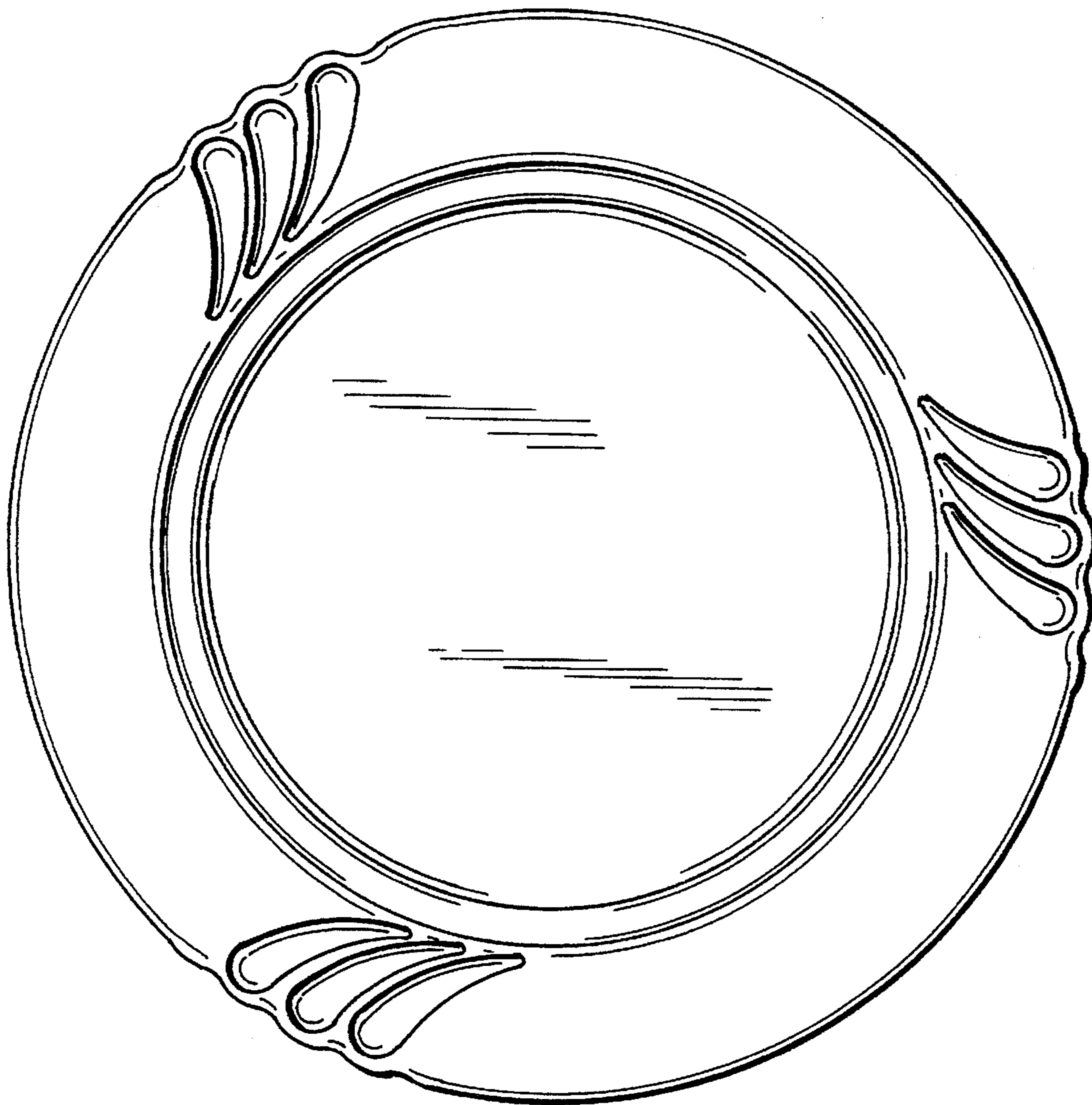


FIG. 1





FIG. 2

FIG. 3





FIG. 4