

US00D380648S

United States Patent [19]

Rider, Jr. et al.

[11] Patent Number: **Des. 380,648**

[45] Date of Patent: ****Jul. 8, 1997**

[54] **FOOD DISH**

[75] Inventors: **Edward W. Rider, Jr.**, Slate Hill, N.Y.;
Glenn Josef White, Louisville, Ky.

[73] Assignee: **Genpak Corporation**, Glens Falls, N.Y.

[**] Term: **14 Years**

[21] Appl. No.: **54,616**

[22] Filed: **May 17, 1996**

[51] LOC (6) Cl. **07-01**

[52] U.S. Cl. **D7/555; D7/553; D7/549**

[58] Field of Search **D7/555, 546, 549,**
D7/553, 552, 557, 568, 570, 566, 550,
541; 99/417; 220/912, 23.4; D9/430, 341,
347

[56] **References Cited**

U.S. PATENT DOCUMENTS

D. 41,766	9/1911	Bender	D7/557
D. 188,502	8/1960	Metzler	D7/555
D. 209,240	11/1967	Plogsted	D9/347
D. 232,294	8/1974	Christian et al.	D7/555
D. 232,336	8/1974	Davis	D9/347 X
D. 242,106	11/1976	Caver	D7/347 X
D. 291,042	7/1987	Fahey et al.	D7/555

D. 316,752	5/1991	Ricketts	D9/430 X
D. 342,193	12/1993	Smith	D9/430 X
2,738,915	3/1956	St. Clair	D9/347

OTHER PUBLICATIONS

No. AP214 Plate American Permanent Ware p. 9.

Primary Examiner—M. N. Pandozzi

Attorney, Agent, or Firm—Heslin & Rothenberg, P.C.;
Wayne F. Reinke, Esq.

[57] **CLAIM**

The ornamental design for a food dish, as shown and described.

DESCRIPTION

FIG. 1 is a top plan view of a food dish showing our new design;

FIG. 2 is a front view of the food dish of FIG. 1;

FIG. 3 is a right side view of the food dish of FIG. 1;

FIG. 4 is a rear view of the food dish of FIG. 1;

FIG. 5 is a left side view of the food dish of FIG. 1;

FIG. 6 is a top perspective view of the food dish of FIG. 1; and,

FIG. 7 is a bottom perspective view of the food dish of FIG. 1.

1 Claim, 4 Drawing Sheets

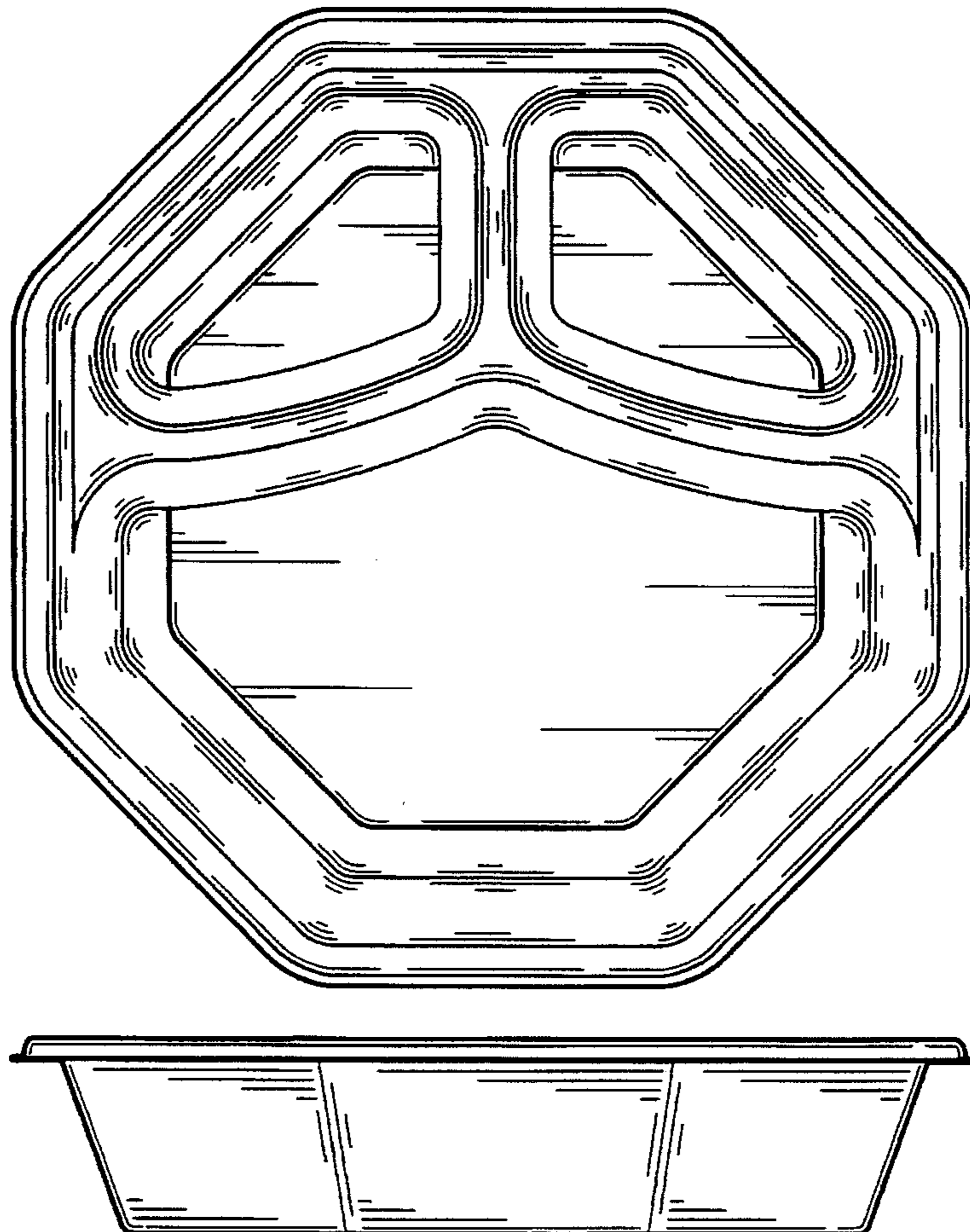


FIG. 1


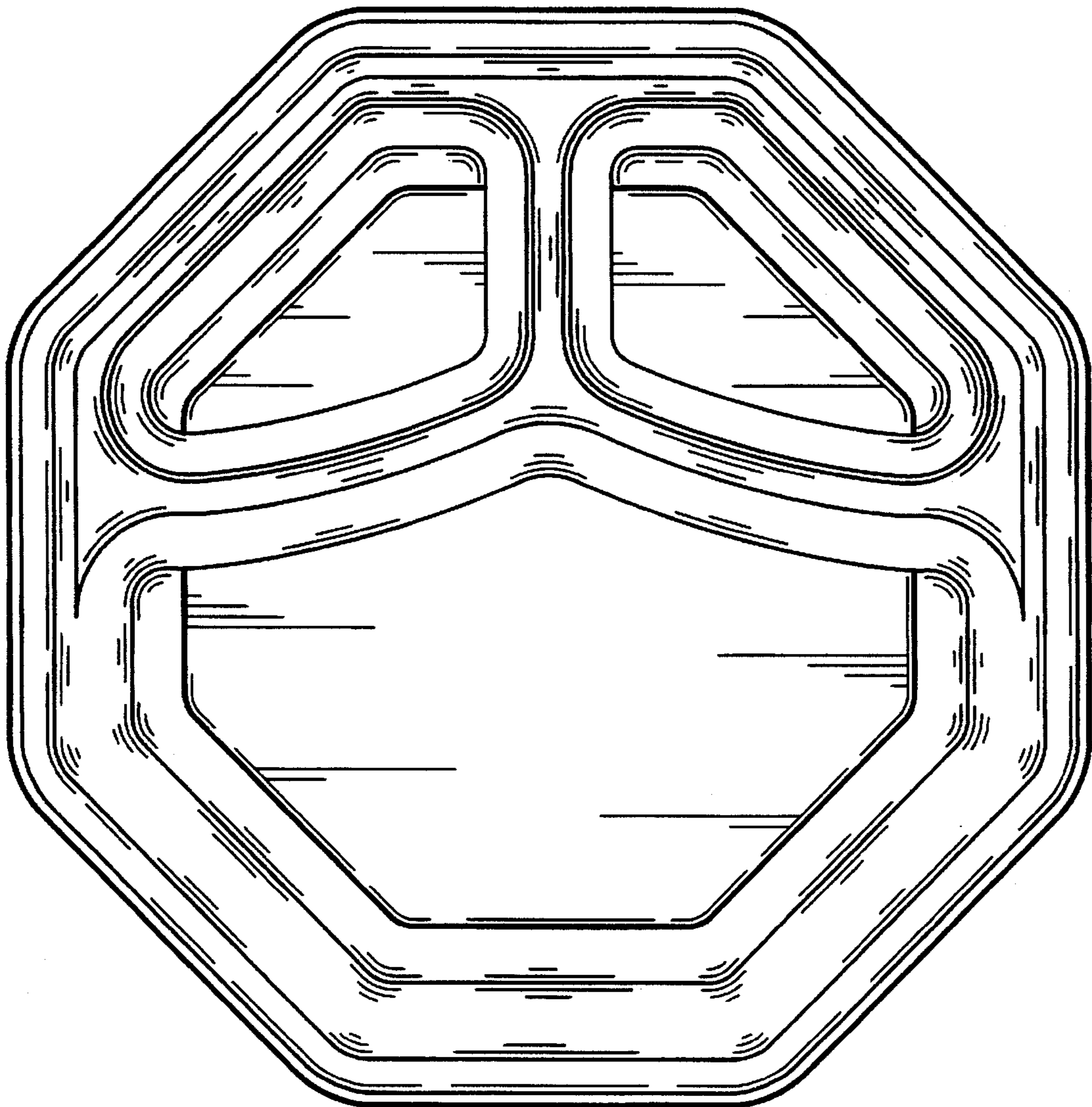


FIG. 2




FIG. 3




FIG. 4



FIG. 5

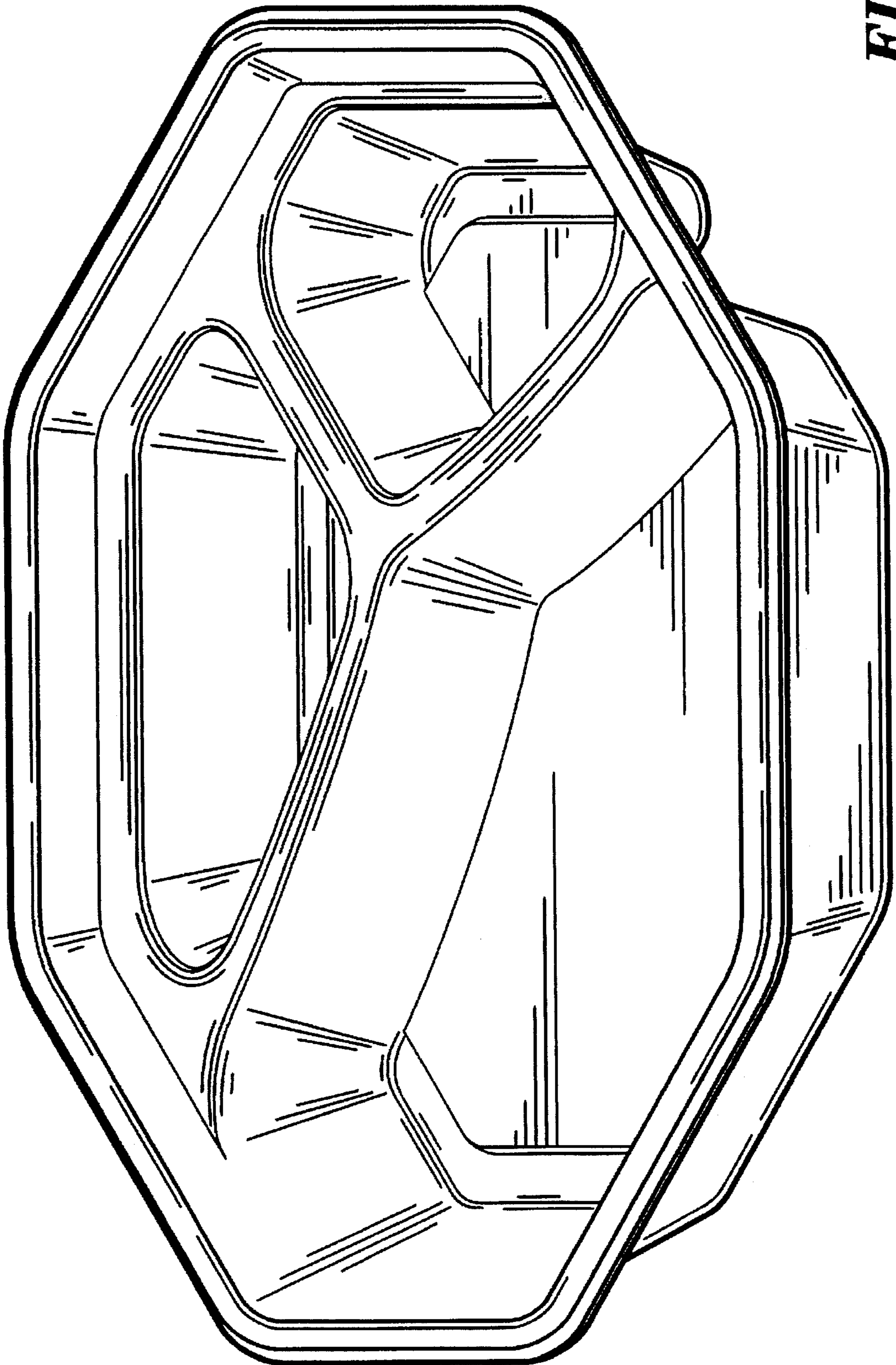


FIG. 6

FIG. 7

