



US00D380620S

United States Patent [19]

Niemiec

[11] Patent Number: **Des. 380,620**

[45] Date of Patent: ****Jul. 8, 1997**

[54] **CHAIR**

D. 358,947 6/1995 Weiss D6/376

[75] Inventor: **Leo P. Niemiec**, Northfield, Ill.

OTHER PUBLICATIONS

[73] Assignee: **Lawnware Products, Inc.**, Morton Grove, Ill.

Brown Jordan, © 1983 p. 28, "Elegance" chair at bottom left.

[**] Term: **14 Years**

Primary Examiner—Gary D. Watson
Attorney, Agent, or Firm—Tilton, Fallon, Lungmus & Chestnut

[21] Appl. No.: **46,819**

[57] CLAIM

[22] Filed: **Oct. 30, 1995**

The ornamental design for a chair, as shown and described.

[51] LOC (6) Cl. **06-01**

DESCRIPTION

[52] U.S. Cl. **D6/358; D6/369; D6/379**

[58] Field of Search D6/334, 345, 351,
D6/358, 369, 370, 374, 379, 380, 500,
501, 502; 297/239, 451.12

FIG. 1 is a perspective view of the chair;
FIG. 2 is a front elevational view of the chair shown in FIG. 1;

[56] References Cited

U.S. PATENT DOCUMENTS

D. 157,225	2/1950	Williams	D6/358
D. 189,344	11/1960	Woodard	D6/358
D. 341,955	12/1993	Hess	D6/376
D. 342,391	12/1993	Caldwell	D6/376
D. 343,966	2/1994	Hess	D6/376

FIG. 3 is a side elevational view of the chair shown in FIG. 1, the opposite side being a mirror image thereof;
FIG. 4 is a rear elevational view of the chair shown in FIG. 1; and

FIG. 5 is a top plan view of the chair showing FIG. 1; and,
FIG. 6 is a bottom plan view of the chair shown in FIG. 1.

1 Claim, 6 Drawing Sheets




FIG. 1

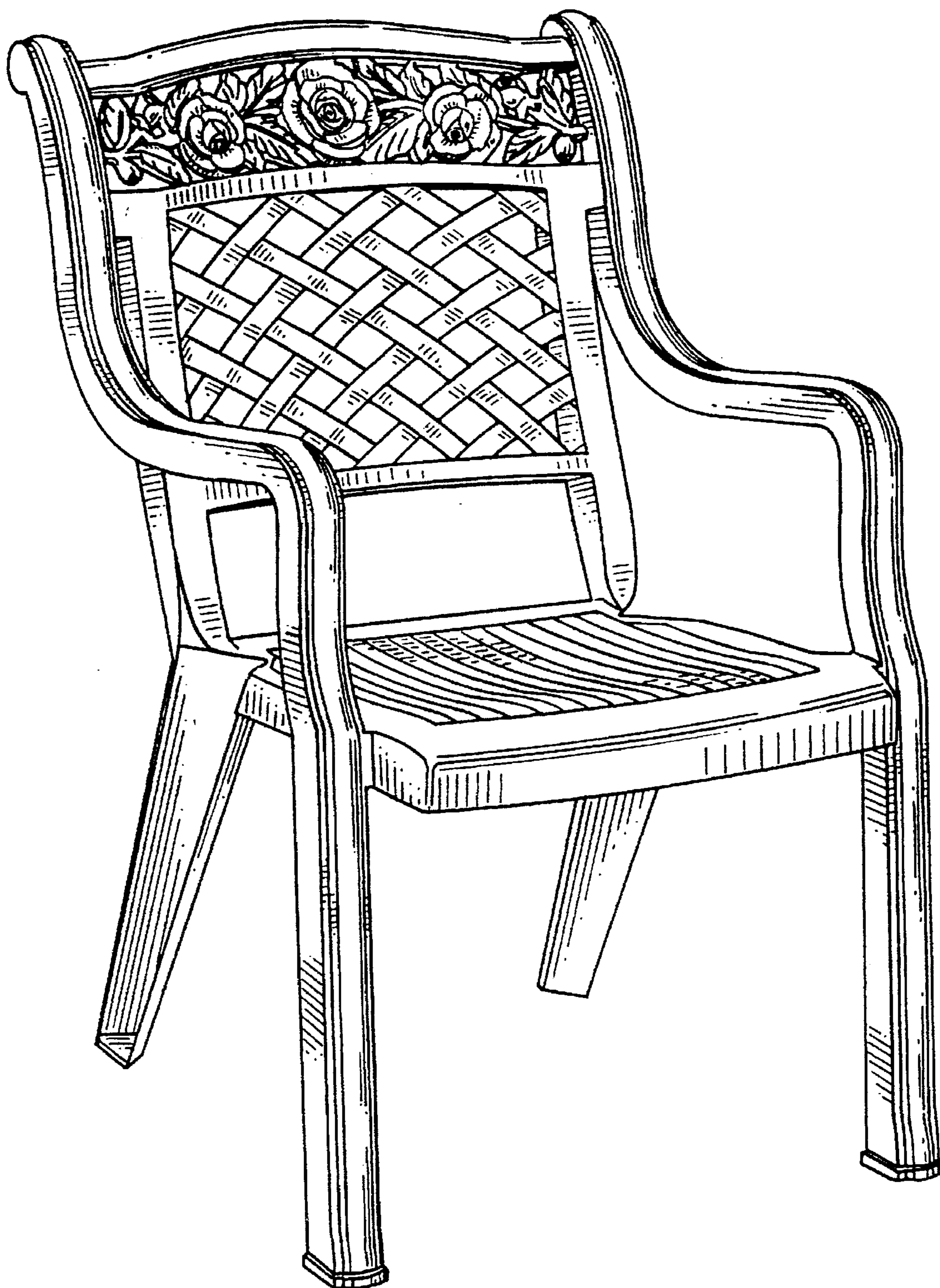


FIG. 2

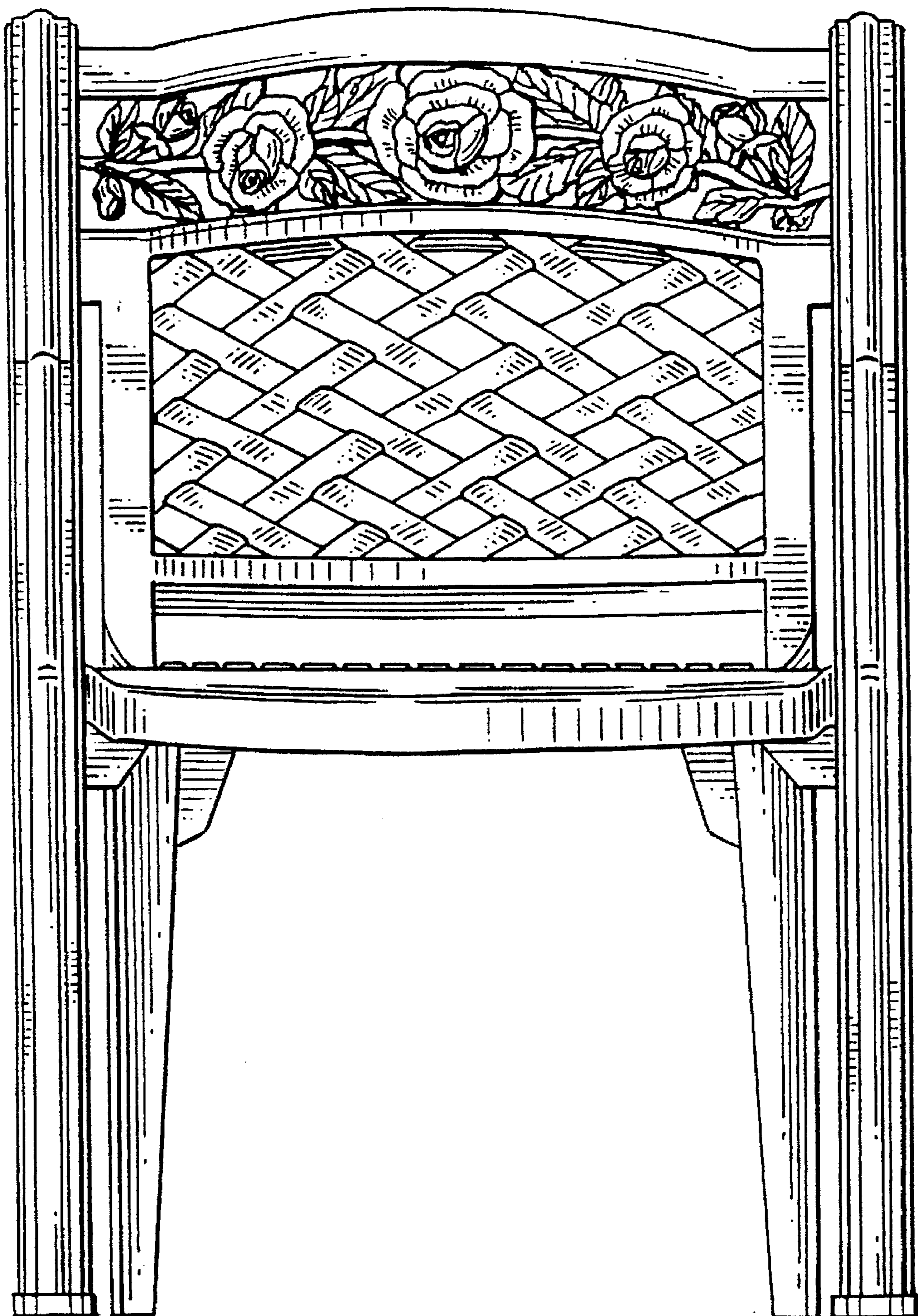


FIG. 3

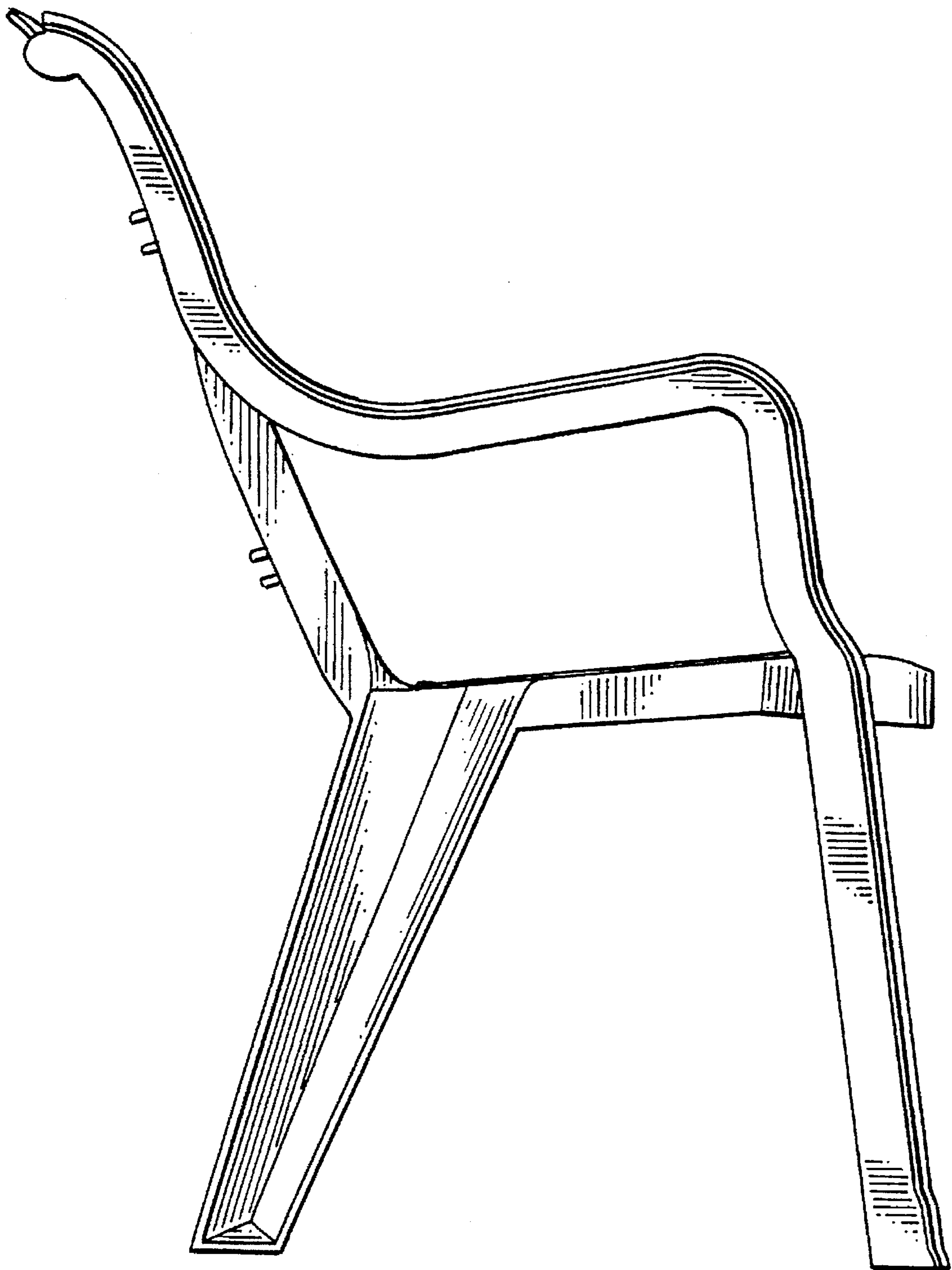


FIG. 4




FIG. 5

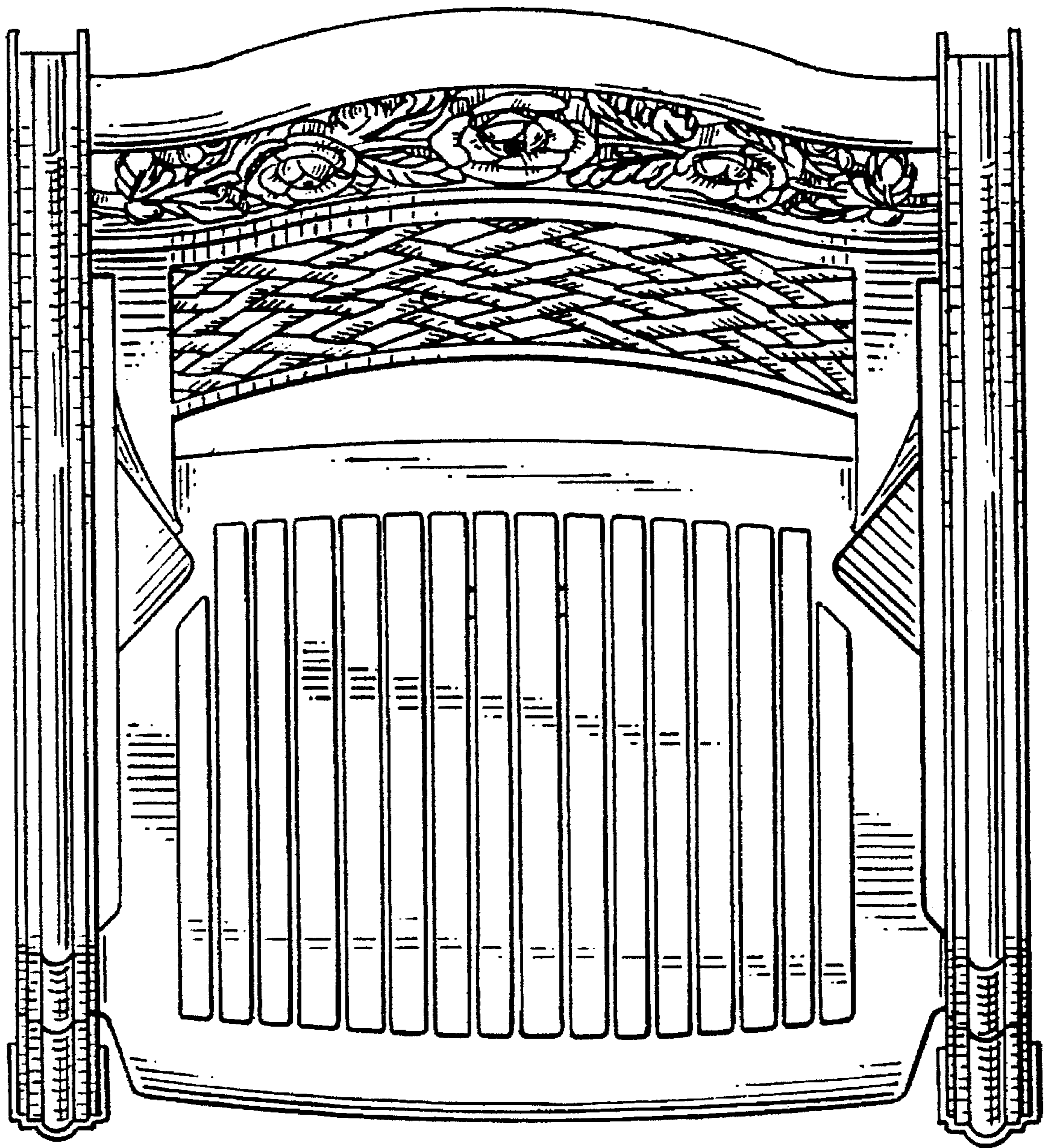


FIG. 6

