



US00D380594S

United States Patent [19] von Conta

[11] Patent Number: **Des. 380,594**

[45] Date of Patent: ****Jul. 8, 1997**

[54] **SHOE UPPER**

[75] Inventor: **Peter von Conta**, Newton, Mass.

[73] Assignee: **The Rockport Company, Inc.**,
Marlboro, Mass.

[**] Term: **14 Years**

[21] Appl. No.: **51,474**

[22] Filed: **Mar. 11, 1996**

[51] LOC (6) Cl. **02-04**

[52] U.S. Cl. **D2/969; D2/944**

[58] Field of Search **D2/969, 944; 36/45,**
36/83, 84-89, 102-107, 114, 112, 113,
132, 136

[56] **References Cited**

U.S. PATENT DOCUMENTS

- D. 130,425 11/1941 Daniels .
- D. 329,738 9/1992 Keen D2/969
- D. 333,379 2/1993 Tonkel et al. D2/969
- D. 338,094 8/1993 Tonkel et al. D2/969
- D. 341,476 11/1993 Duclos D2/969
- D. 342,370 12/1993 Keen D2/969
- D. 343,278 1/1994 Tonkel et al. D2/696
- D. 345,460 3/1994 Ryder D2/969
- D. 346,483 5/1994 Foster D2/969
- D. 353,481 12/1994 Cintron D2/969
- D. 353,482 12/1994 Cintron D2/969
- D. 359,840 7/1995 Blanchini D2/969
- D. 375,830 11/1996 Bianchini .
- 4,726,128 2/1988 Lin D2/969 X

FOREIGN PATENT DOCUMENTS

365383 8/1932 United Kingdom .

OTHER PUBLICATIONS

6414, Ecco Collection, Autumn/Winter 1995 Catalog, p. 6.
 Caribou Low Walkers, REI Spring 1997 Catalog, p. 91.
 WK706BK, New Balance Fall 1993 catalog, p. 27.
 M2617, The Rockport Fall 1987/Spring 1988 catalog, p. 3.
 Dexter Walkmocs, Footwear News, vol. 53, No. 5 (Feb. 3,
 1997) p. 39.
 Sebago Fusion, Footwear News, vol. 53, No. 5 (Feb. 3,
 1997) p. 49.

Primary Examiner—Doris V. Coles
Attorney, Agent, or Firm—Sterne, Kessler, Goldstein & Fox
 P.L.L.C.

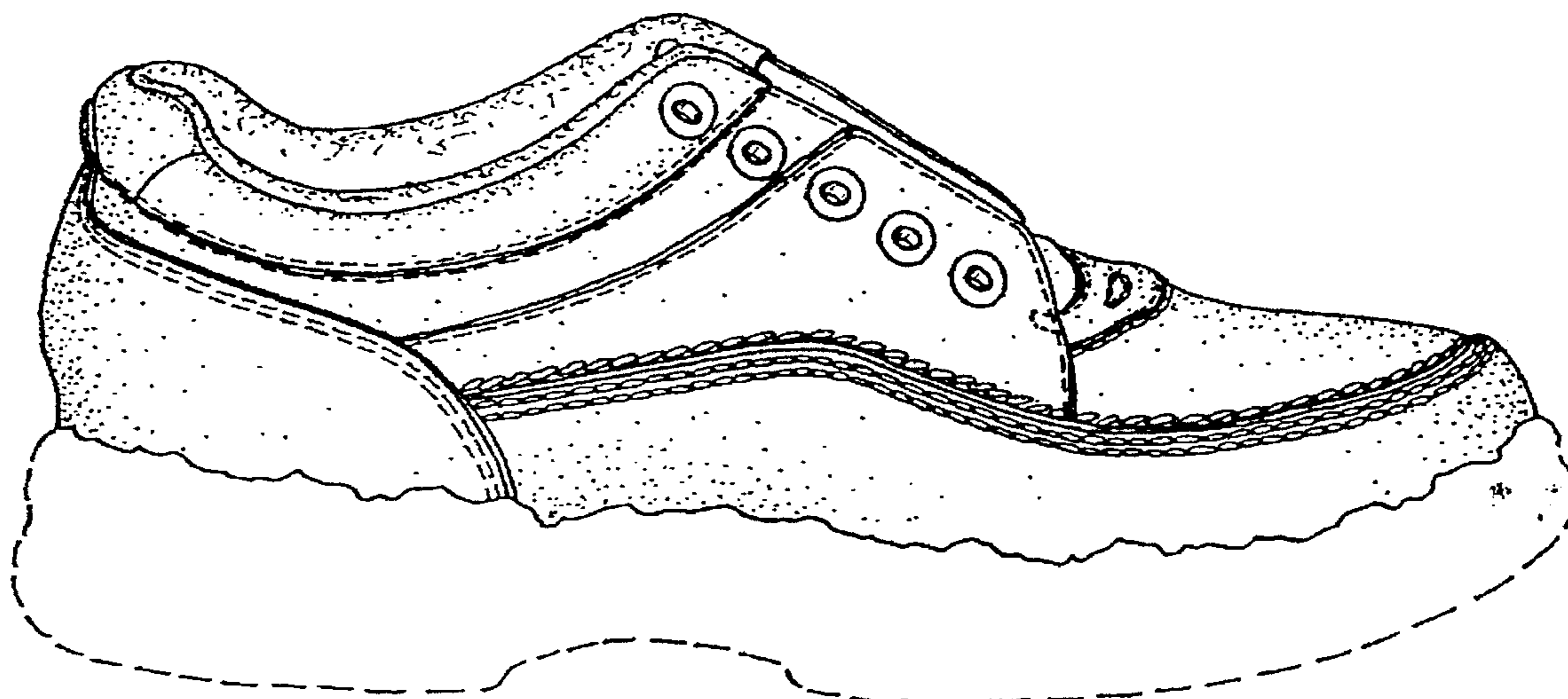
[57] **CLAIM**

The ornamental design for a shoe upper, as shown and described.

DESCRIPTION

FIG. 1 is a left side elevational view of a shoe upper showing my new design;
 FIG. 2 is a right side elevational view thereof;
 FIG. 3 is a top plan view thereof;
 FIG. 4 is a front elevational view thereof; and,
 FIG. 5 is a rear elevational view thereof.
 The broken line showing of a shoe sole in FIGS. 1-5 is environmental only and forms no part of the claimed design.

1 Claim, 2 Drawing Sheets



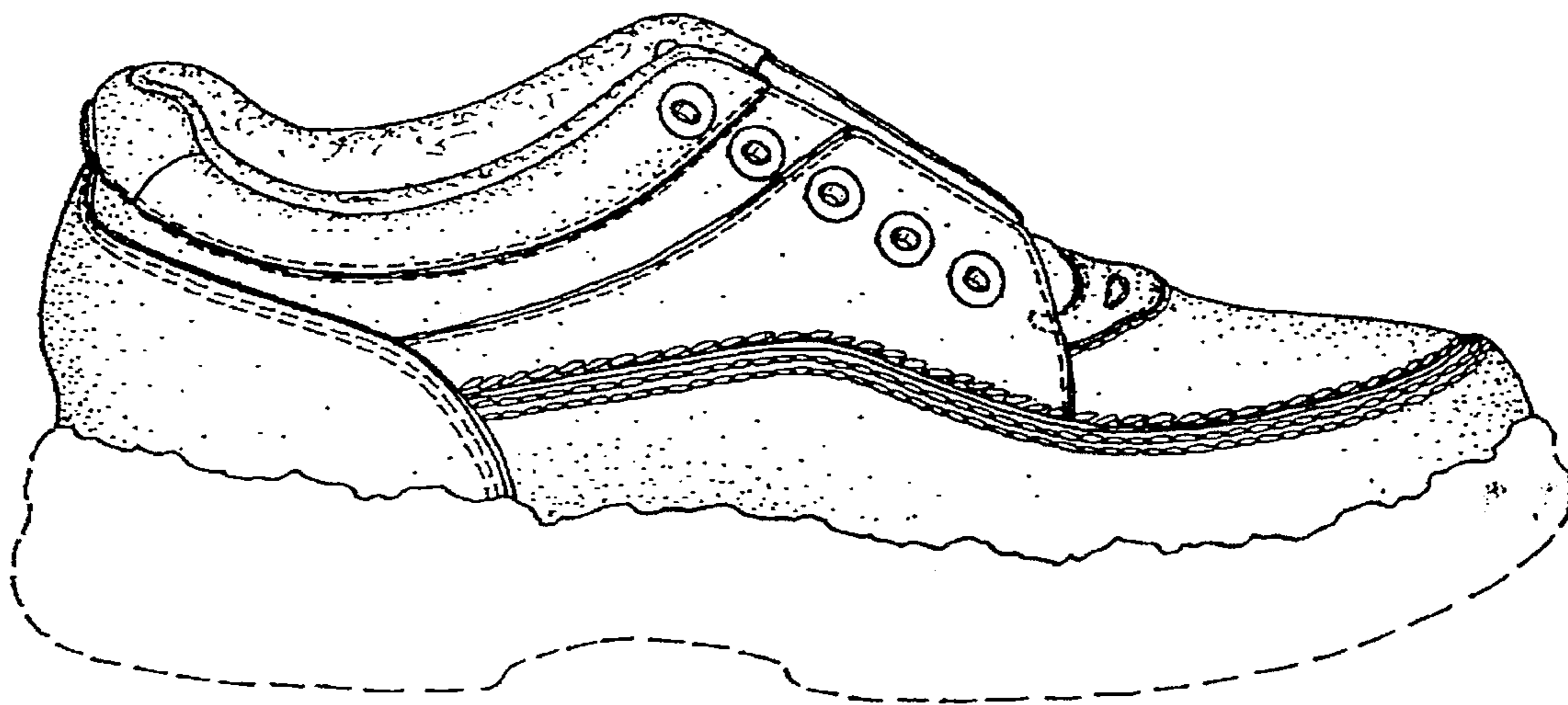


FIG. 1




FIG. 2

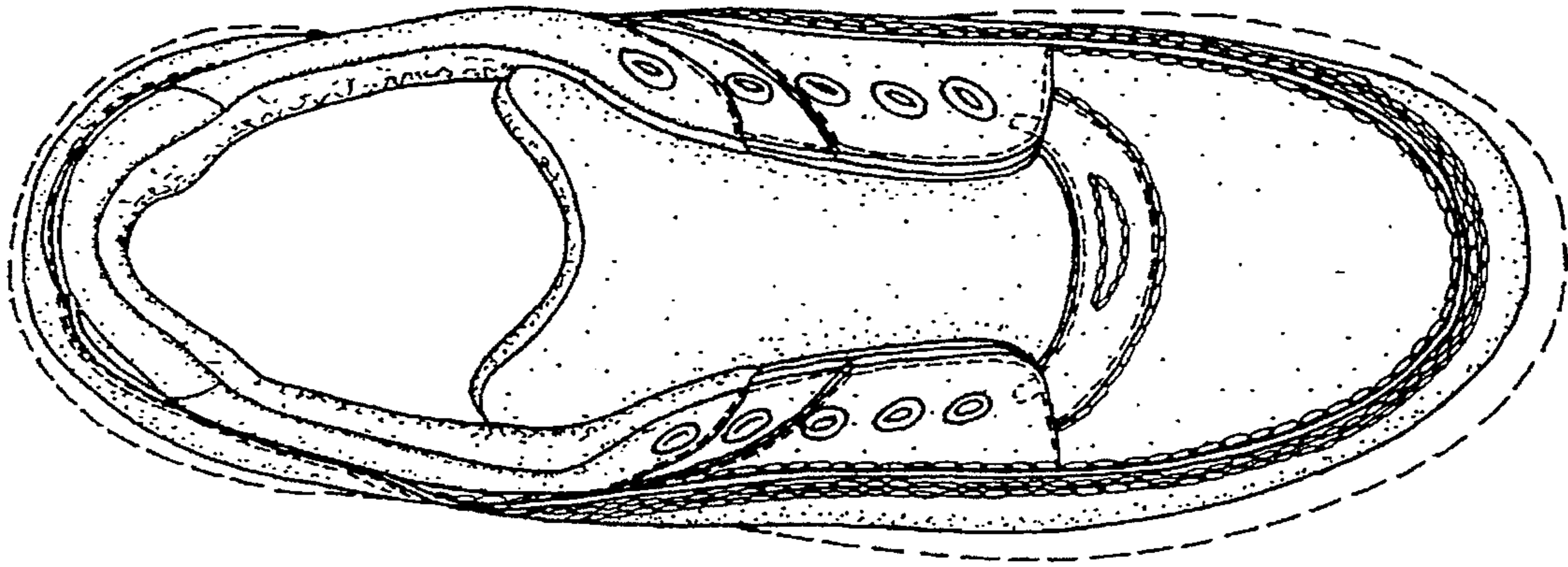


FIG. 3

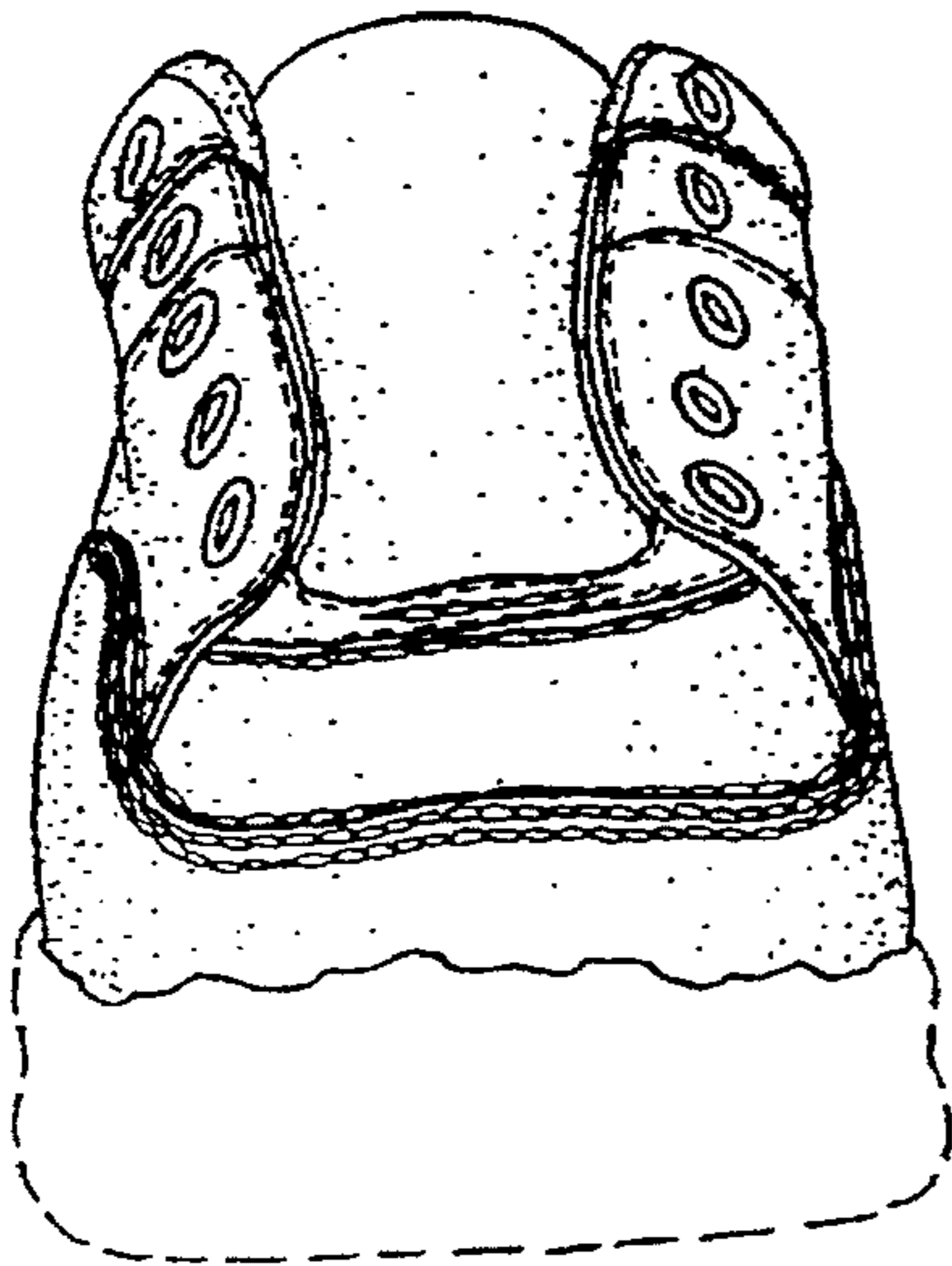


FIG. 4

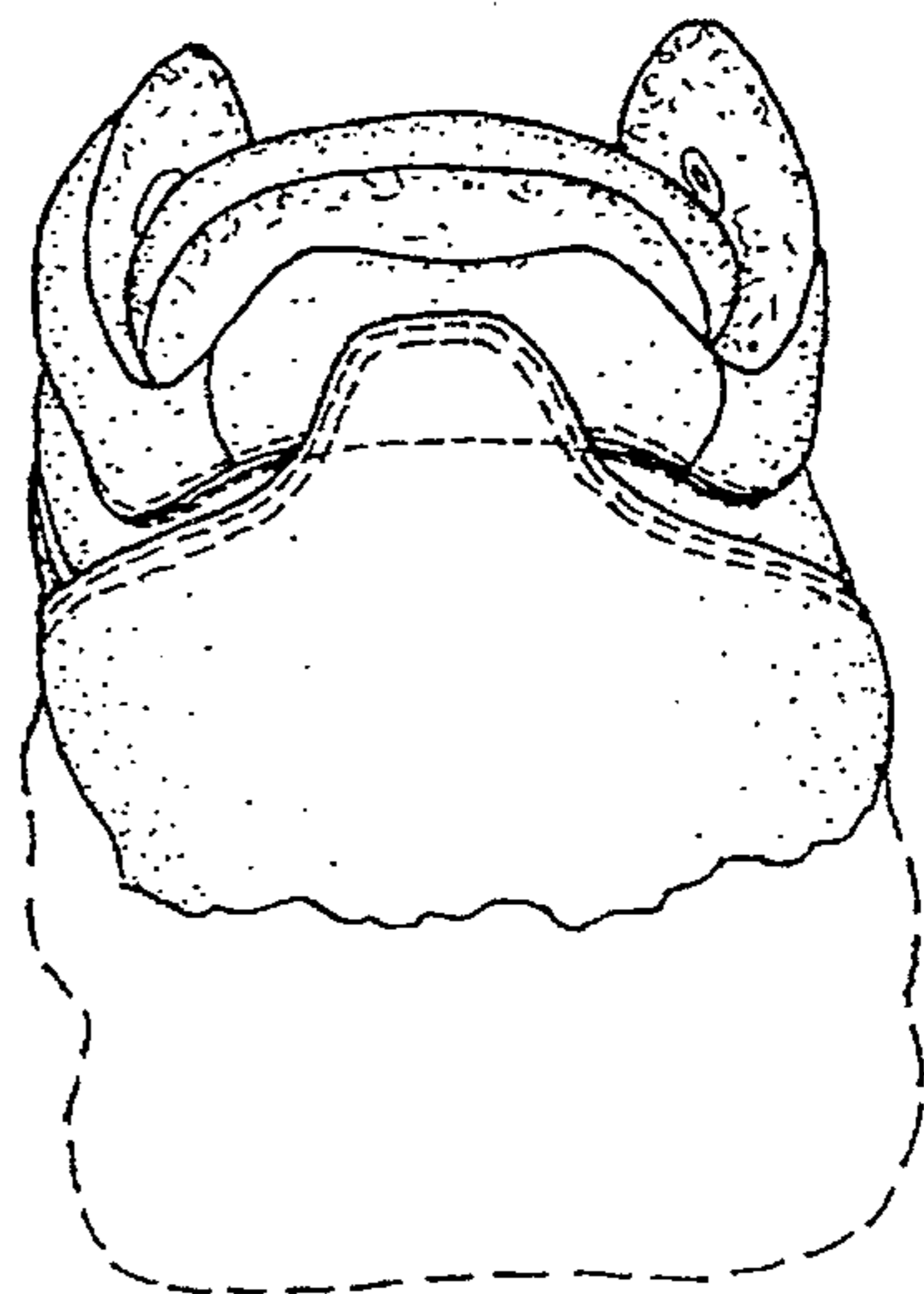


FIG. 5