

US00D380583S

United States Patent [19]

[11] Patent Number: **Des. 380,583**

Wharmby, Jr.

[45] Date of Patent: ****Jul. 1, 1997**

[54] **DISPENSER FOR MATCHES**

1,626,943	5/1927	Lyons	206/127
1,743,328	1/1930	Dougherty	D27/173 X
2,511,951	6/1950	Solomon	D27/173

[76] Inventor: **Charles A. Wharmby, Jr.**, 33433 Mountain View Rd., Newberry Springs, Calif. 92365

Primary Examiner—Susan J. Lucas
Assistant Examiner—Jennifer A. Register
Attorney, Agent, or Firm—Boniard I. Brown

[**] Term: **14 Years**

[57] **CLAIM**

[21] Appl. No.: **46,541**

The ornamental design for a dispenser for matches, as shown and described.

[22] Filed: **Nov. 20, 1995**

[51] LOC (6) Cl. **27-06**

DESCRIPTION

[52] U.S. Cl. **D27/173**

FIG. 1 is a perspective view of a dispenser for matches, showing my new design;

[58] Field of Search D27/143, 173, D27/174, 175, 179, 192; 206/102, 96, 127, 134; D11/160; 131/202, 240.1

FIG. 2 is a side elevational view thereof;

FIG. 3 is a front view thereof;

[56] **References Cited**

U.S. PATENT DOCUMENTS

FIG. 4 is a side elevational view thereof, opposite to that shown in FIG. 2;

FIG. 5 is rear view thereof;


FIG. 6 is a top view thereof; and,

FIG. 7 is bottom view thereof.

D. 60,734	3/1922	Regan	D11/160
D. 72,334	3/1927	Sicks	D11/160 X
D. 150,169	7/1948	Stockton	D27/173
D. 170,650	10/1953	McNine	D27/174
D. 177,978	6/1956	Heldreich	D11/160
D. 197,348	1/1964	Most	D27/179 X
D. 235,268	6/1975	McNine	D27/174

The broken line showing of a matchbox and matches in FIG. 1 are for illustrative purposes only and form no part of the claimed design.

1 Claim, 2 Drawing Sheets






FIG. 1

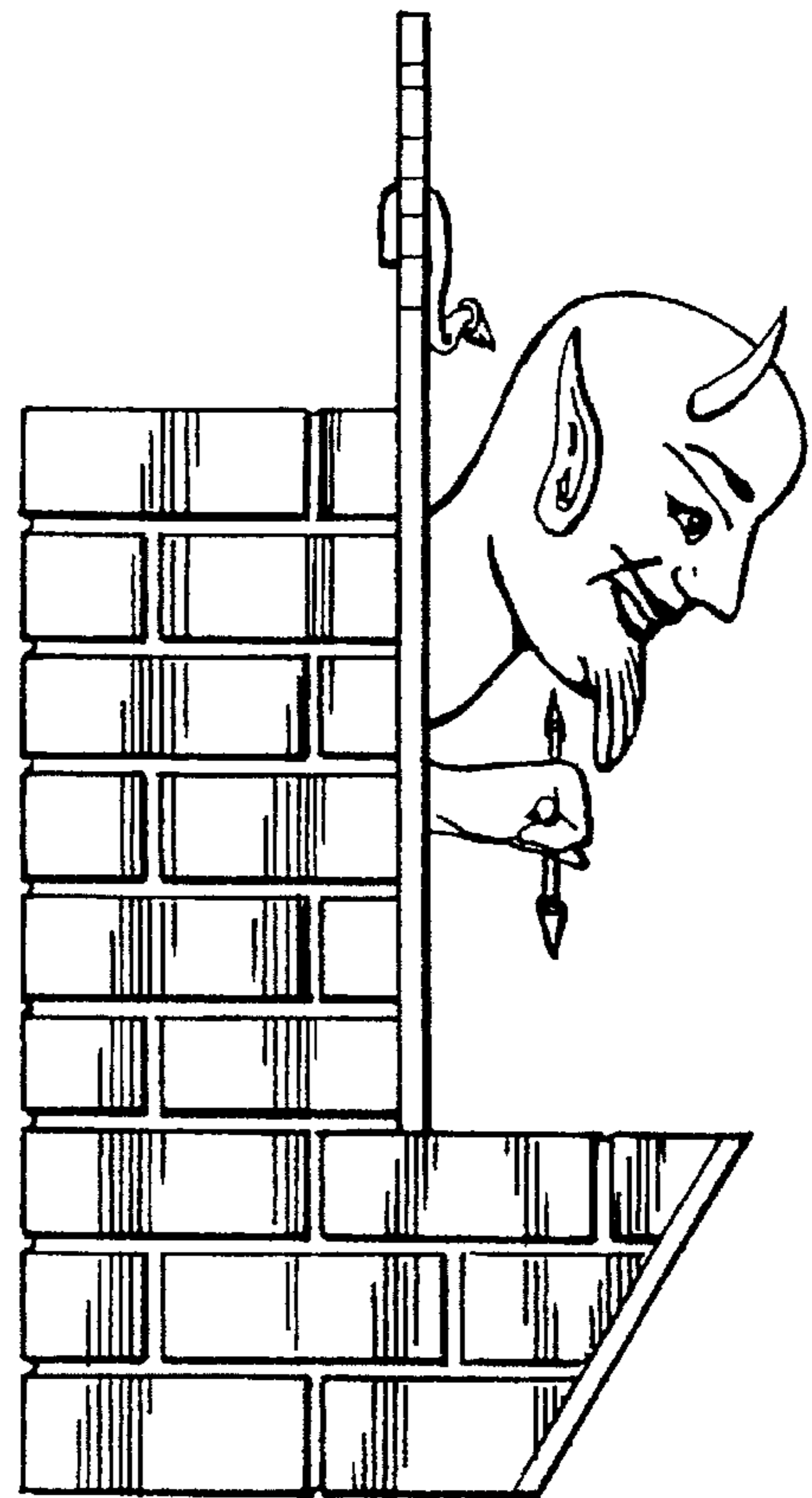


FIG. 2




FIG. 3




FIG. 4

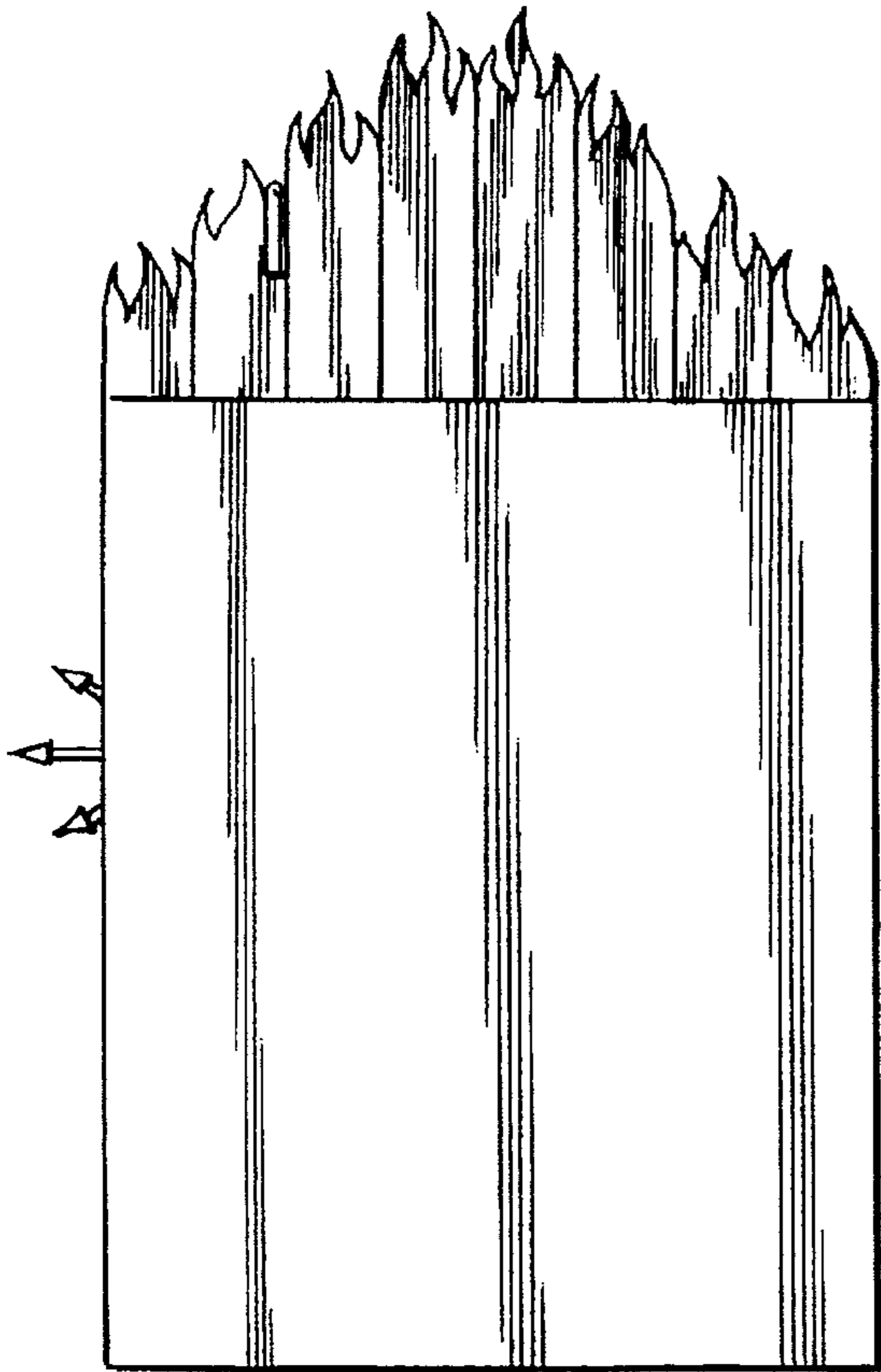


FIG.—5

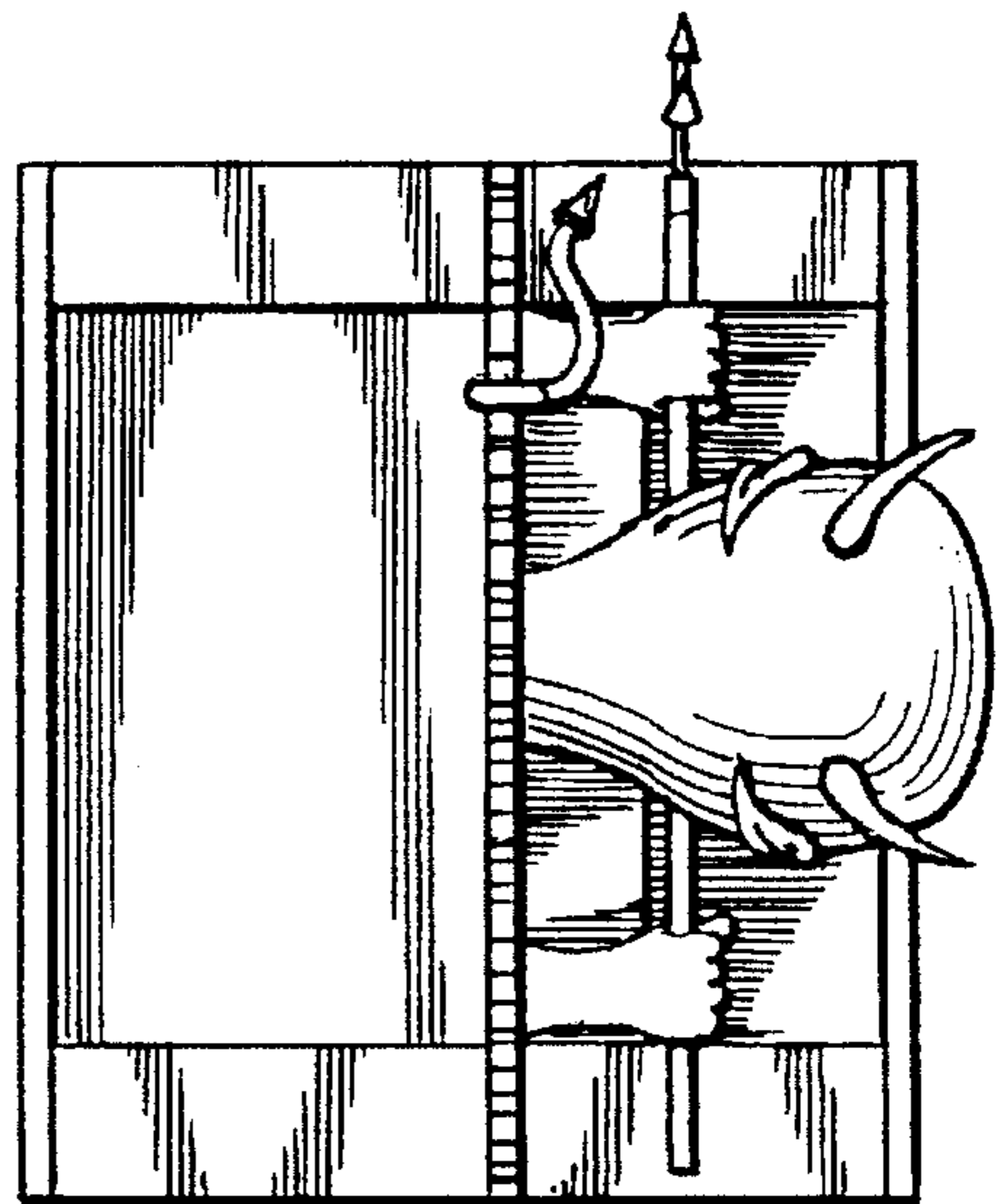


FIG.—6

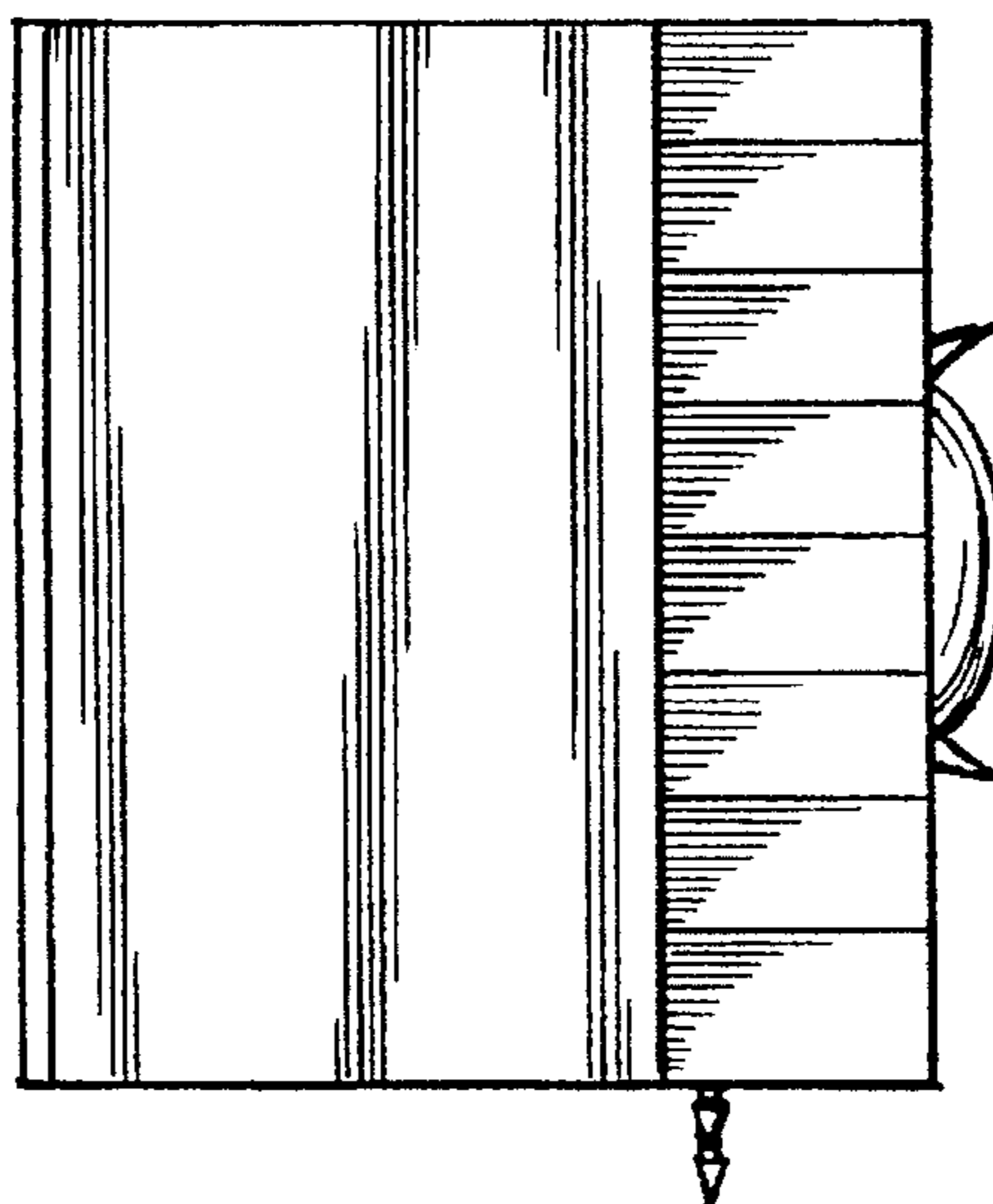


FIG.—7