



US00D380582S

United States Patent [19]

[11] Patent Number: **Des. 380,582**

Filias

[45] Date of Patent: ****Jul. 1, 1997**

[54] CIGAR HUMIDOR

[75] Inventor: **Gregory M. Filias**, Portsmouth, N.H.

[73] Assignee: **Vigilant Incorporated**, Portsmouth, N.H.

[**] Term: **14 Years**

[21] Appl. No.: **39,706**

[22] Filed: **Jun. 2, 1995**

[51] LOC (6) Cl. **27-06**

[52] U.S. Cl. **D27/183**

[58] Field of Search D14/175, 184;
D27/186, 110, 183; 312/114, 117, 118;
131/329; D6/470, 436, 432, 445

[56] References Cited

U.S. PATENT DOCUMENTS

D. 062,812 8/1923 Beach D6/436
D. 258,032 1/1981 Tebbe et al. D6/445

OTHER PUBLICATIONS

The Washington Post, Jul. 25, 1965, p. L8 Item F.

Primary Examiner—Susan J. Lucas
Assistant Examiner—Jennifer A. Register

Attorney, Agent, or Firm—Hayes, Soloway, Hennessey, Grossman & Hage, P.C.

[57] CLAIM

The ornamental design for a cigar humidor, as shown and described.

DESCRIPTION

FIG. 1 is a perspective view of one embodiment of cigar humidor of the present invention;

FIG. 2 is a front head-on view of the cigar humidor of FIG. 1;

FIG. 3 is a back head-on view of the cigar humidor of FIG. 1;

FIG. 4 is a top plan view of the cigar humidor of FIG. 1;


FIG. 5 is a bottom plan view of the cigar humidor of FIG. 1;

FIG. 6 is a side elevational view, from the left-hand side of the cigar humidor of FIG. 1;

FIG. 7 is a side elevational view, from the right-hand side of the cigar humidor of FIG. 1; and,

FIG. 8 is a perspective view of another embodiment of the cigar humidor of the present invention. The second embodiment differs from the first in the opacity of the top and front surfaces.

1 Claim, 8 Drawing Sheets






FIG. 1




FIG. 2

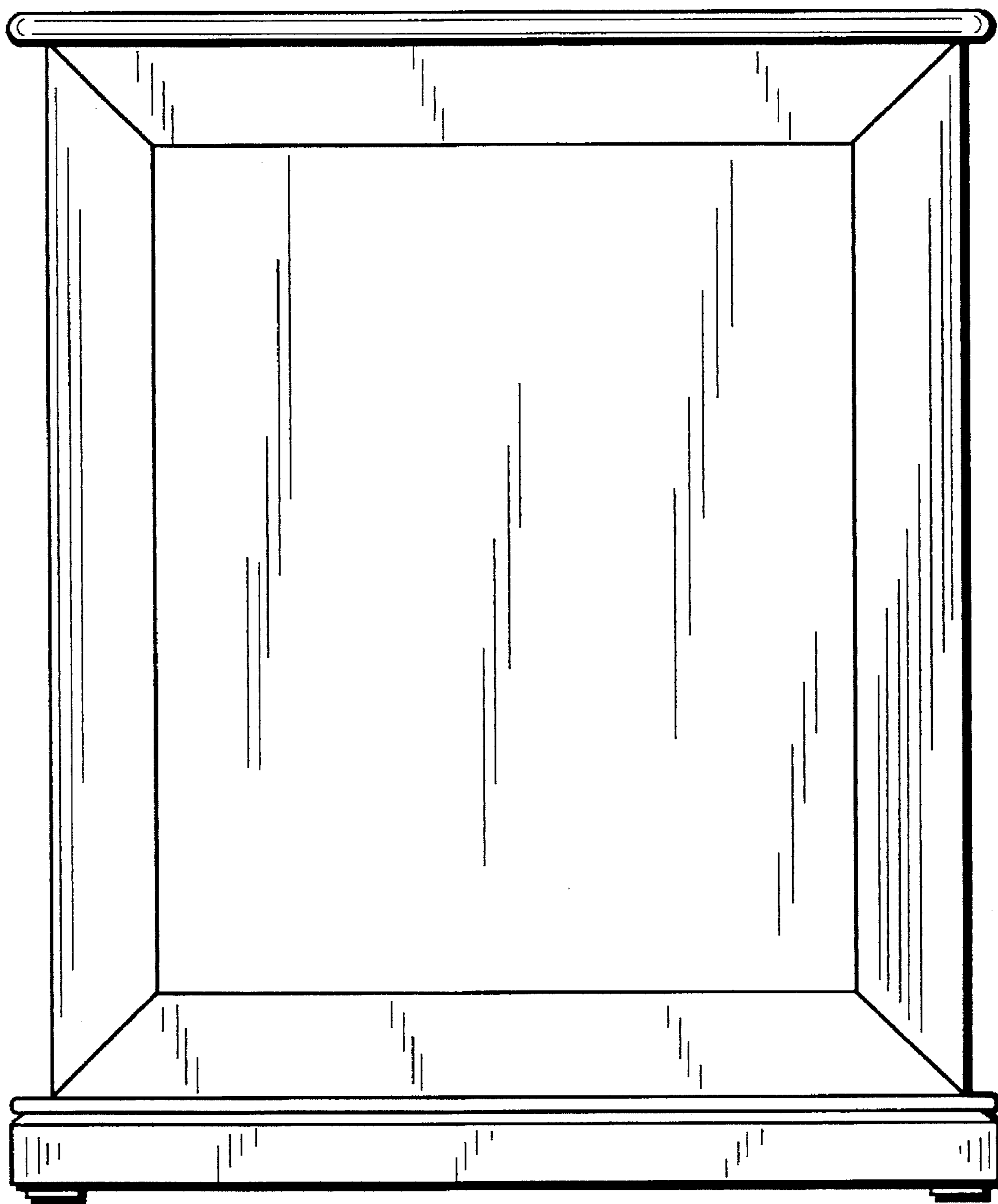


FIG. 3




FIG. 4

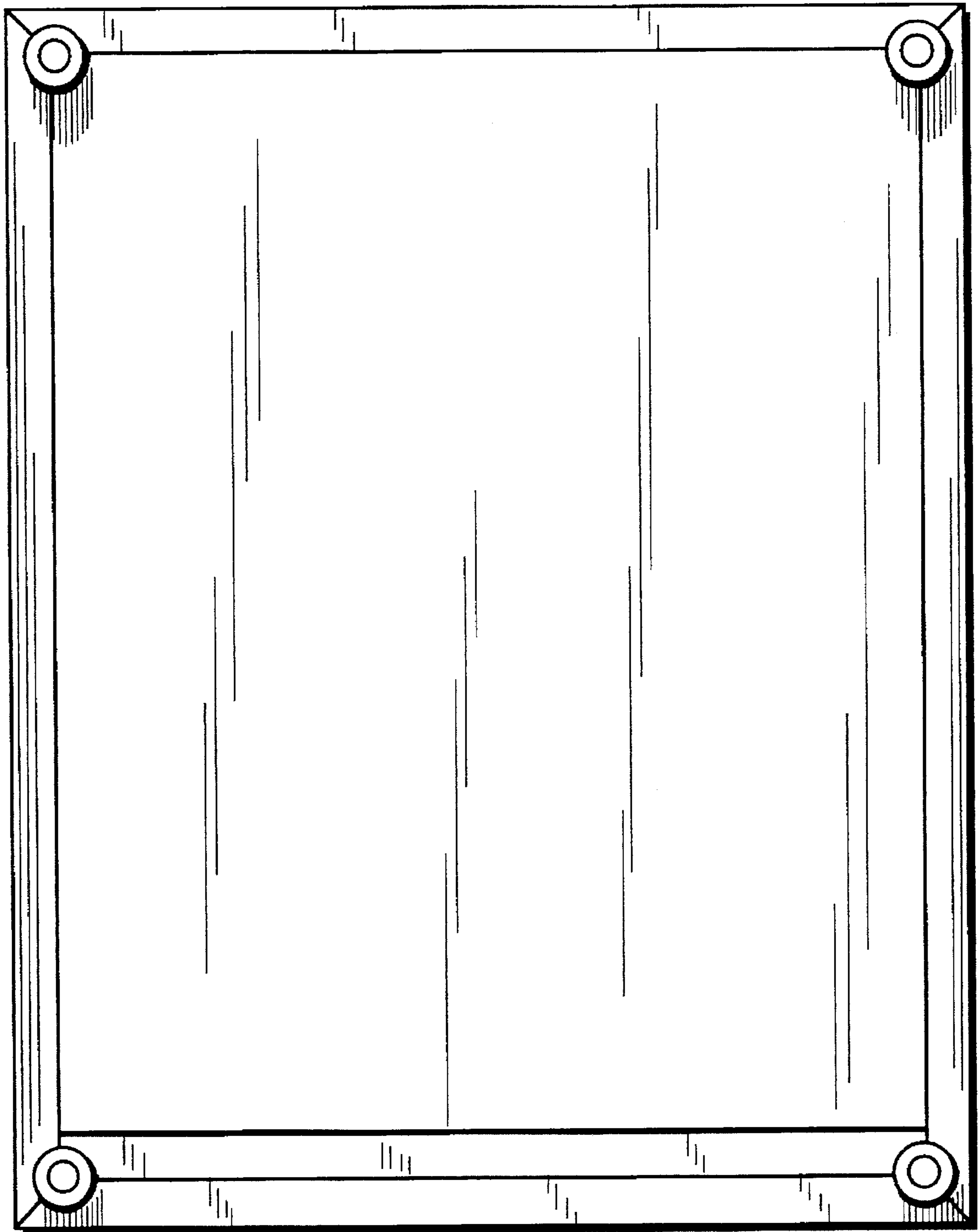


FIG. 5

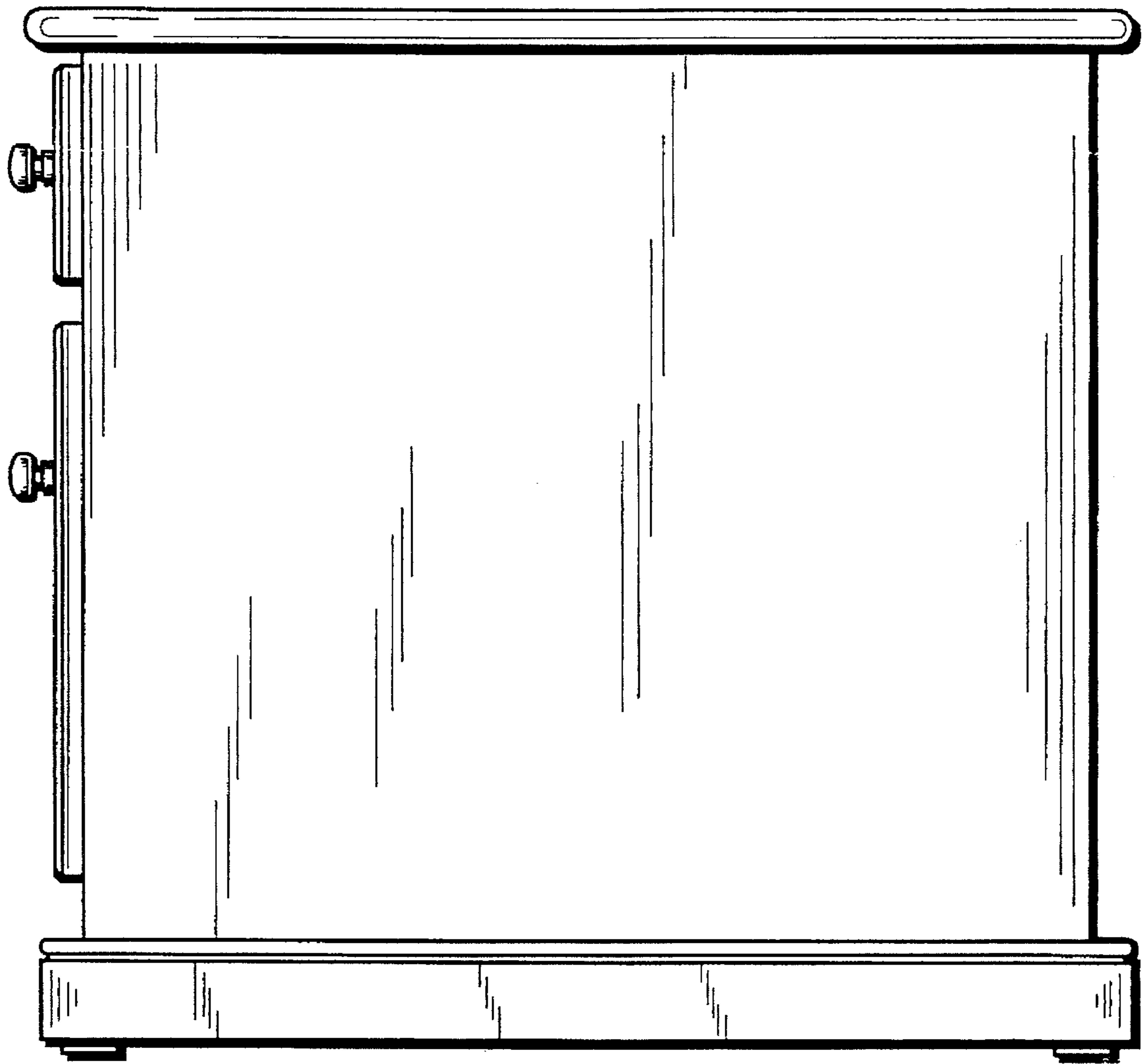


FIG. 6

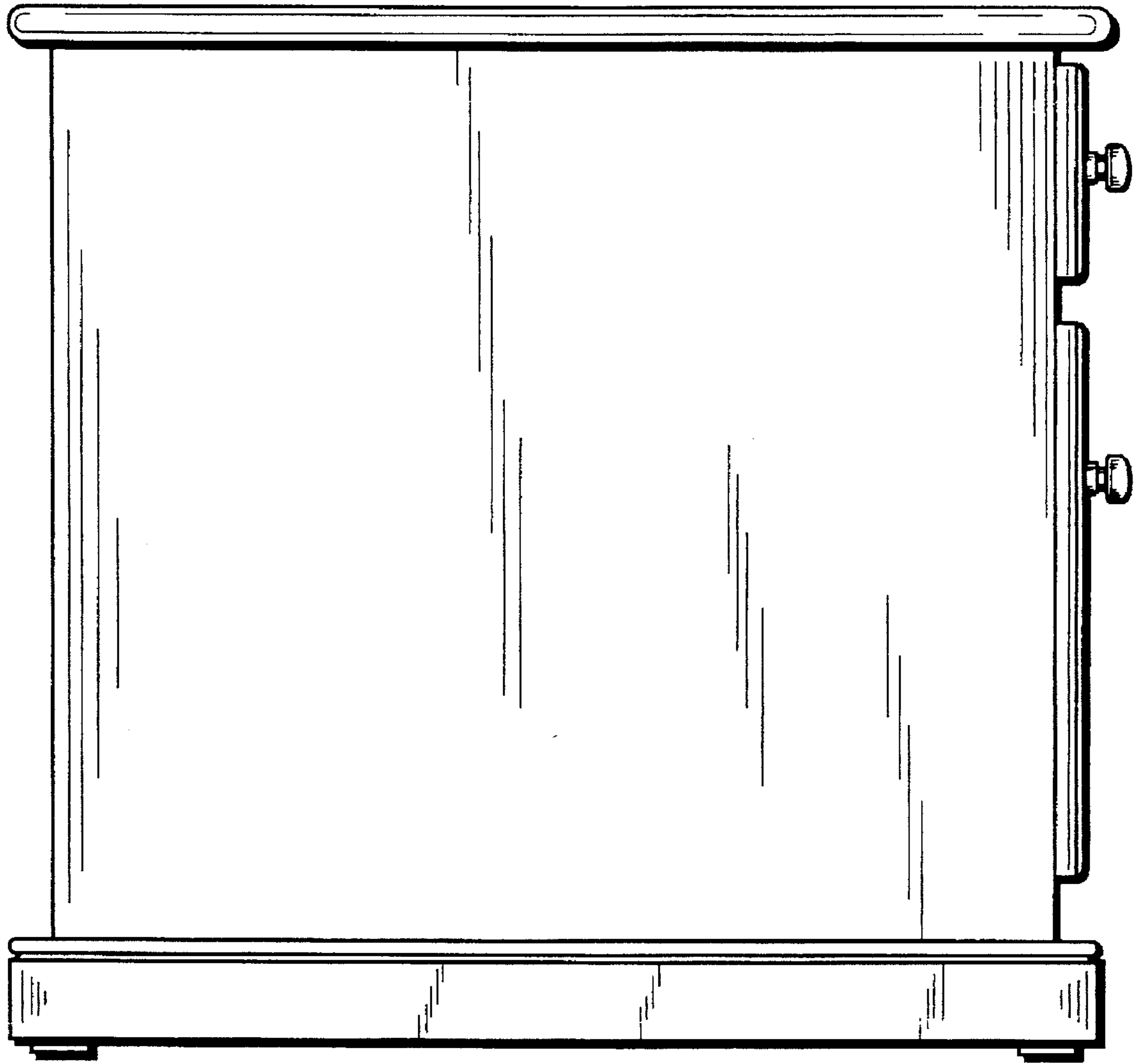


FIG. 7




FIG. 8