



US00D380550S

# United States Patent [19]

[11] Patent Number: **Des. 380,550**

Dennewill et al.

[45] Date of Patent: **\*\*Jul. 1, 1997**

## [54] SURGICAL CONSOLE

## OTHER PUBLICATIONS

[75] Inventors: **James R. Dennewill**, Lakewood;  
**Russell L. Finlay**, Dana Point, both of  
Calif.; **Paul R. Hallen**, Arlington, Tex.;  
**John C. Huculak**, Laguna Niguel,  
Calif.; **John A. Ripley**, Newport Beach,  
Calif.; **Richard L. Zaleski, II**, San Juan  
Capistrano, Calif.; **David Weston**,  
Newport Beach, Calif.

Coopervision Surgical brochure for the Series Ten Thou-  
sand® Ocutome® Vitreoretinal Systems, copyright 1988.  
Coopervision Surgical brochure for the Cavitron/Kelman®  
Model 6500 E.L.S.™ and the Model 7500 I/A System III™  
with AVIT™, copyright 1983.  
Coopervision Surgical brochure for the Ocutome® Model  
8800/Fragmatome® Model 8300, copyright 1986.  
Coopervision Surgical brochure for the Coopervision Sys-  
tem VI™, copyright 1986.  
Coopervision Surgical brochure for the KCP™ Pha-  
co-Emulsifier®, copyright 1986.  
Coopervision Surgical brochure for the Master, Series Ten  
Thousand™, copyright 1986.  
Coopervision Surgical brochure for the Cavitron/Kelman®  
Phaco-Emulsifier® Aspirator Model 9001, copyright 1985.  
Coopervision Surgical brochure for the Cavitron/Kelman®  
Phaco-Emulsifier® Aspirator Model 8001, copyright 1985.  
Operation Manual for Storz Premiere Microsurgical Sys-  
tems, 1988.

[73] Assignee: **Alcon Laboratories, Inc.**, Fort Worth,  
Tex.

*Primary Examiner*—Louis S. Zarfaz  
*Assistant Examiner*—I. Simmons  
*Attorney, Agent, or Firm*—Jeffrey S. Schira

[\*\*] Term: **14 Years**

[21] Appl. No.: **46,443**

[22] Filed: **Nov. 14, 1995**

[51] LOC (6) Cl. .... **24-02**

[52] U.S. Cl. .... **D24/185; D24/111**

[58] Field of Search ..... D24/108, 111,  
D24/112, 129, 185, 150, 169; 604/30, 67,  
66, 4, 11, 22, DIG. 17, DIG. 13, 151, 153,  
152, 250

## [56] References Cited

## [57] CLAIM

### U.S. PATENT DOCUMENTS

The ornamental design for a surgical console, as shown and  
described.

- D. 280,762 9/1985 LaCelle et al. .
- D. 285,484 9/1986 LaCelle et al. .
- D. 286,325 10/1986 LaCelle et al. .
- D. 300,241 3/1989 LaCelle et al. .
- D. 338,272 8/1993 Cunagin et al. .
- D. 352,106 11/1994 Fanney et al. .
- 4,625,731 12/1986 Quedens et al. .
- 4,793,345 12/1988 Lehmer .
- 4,900,302 2/1990 Newton ..... 604/30
- 4,933,843 6/1990 Scheller et al. .... 604/66 X
- 5,157,603 10/1992 Scheller et al. .
- 5,374,251 12/1994 Smith ..... 604/67 X
- 5,520,638 5/1996 O'Quinn et al. .... 604/67

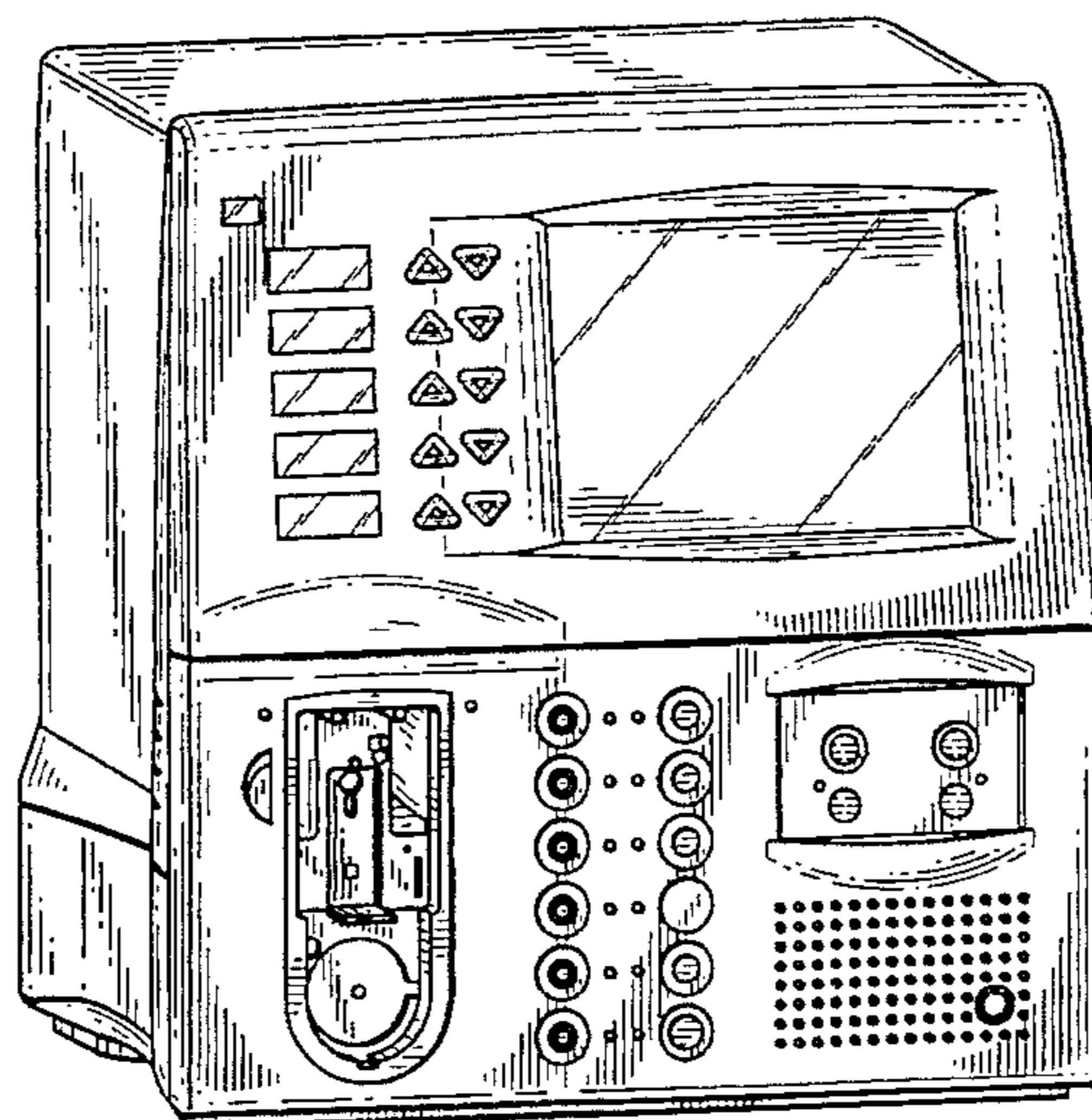
## DESCRIPTION

FIG. 1 is a perspective view of the present invention  
showing the front, top and right side;  
FIG. 2 is a front elevational view of the present invention;  
FIG. 3 is a rear elevational view of the present invention;  
FIG. 4 is a top plan view of the present invention;  
FIG. 5 is a bottom plan view of the present invention;  
FIG. 6 is a right elevational view of the present invention;  
and,  
FIG. 7 is a left elevational view of the present invention.

### FOREIGN PATENT DOCUMENTS

0424686A1 9/1990 European Pat. Off. .

**1 Claim, 4 Drawing Sheets**



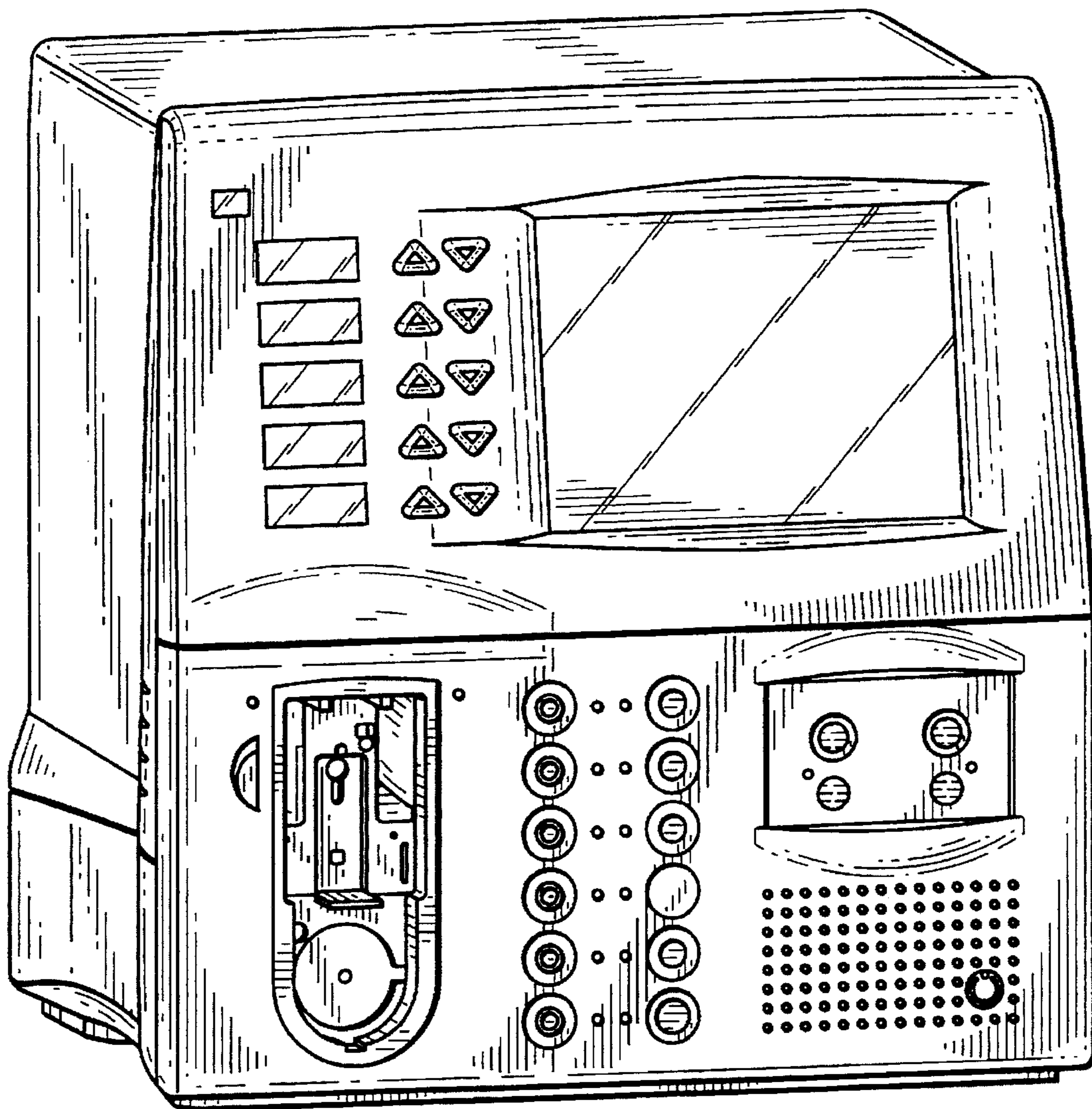


FIG. 1

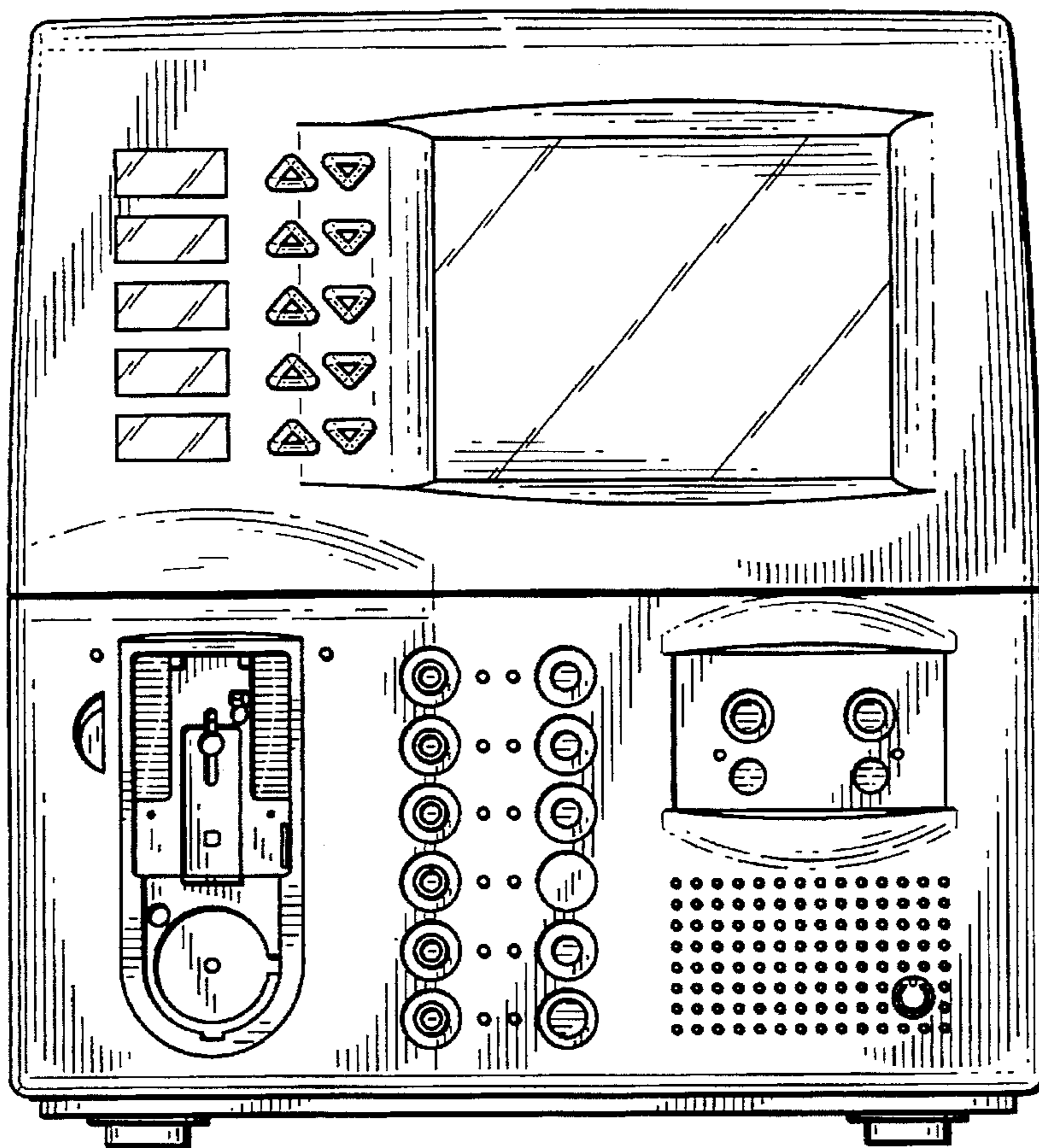


FIG. 2

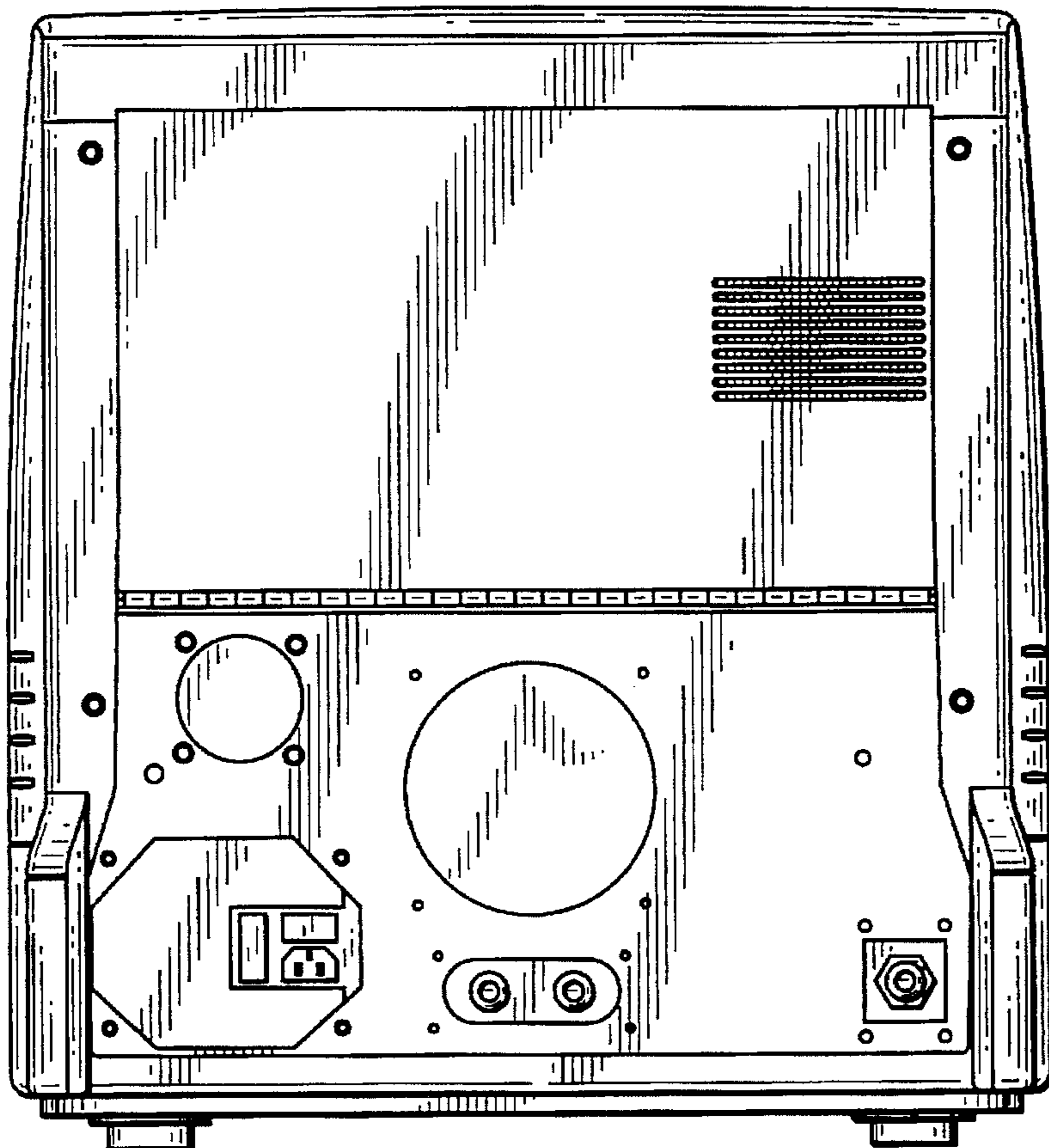


FIG. 3

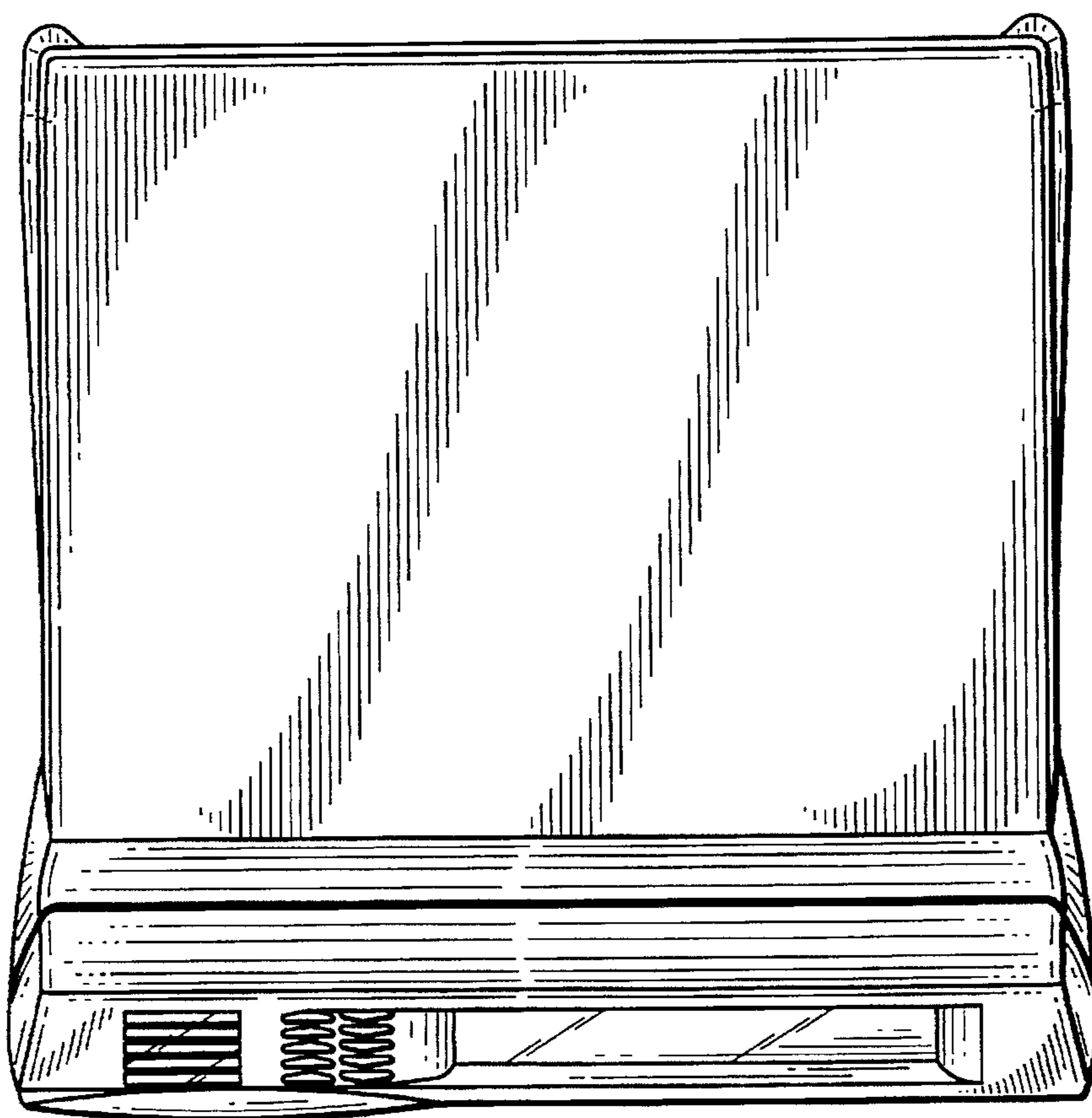


FIG. 4

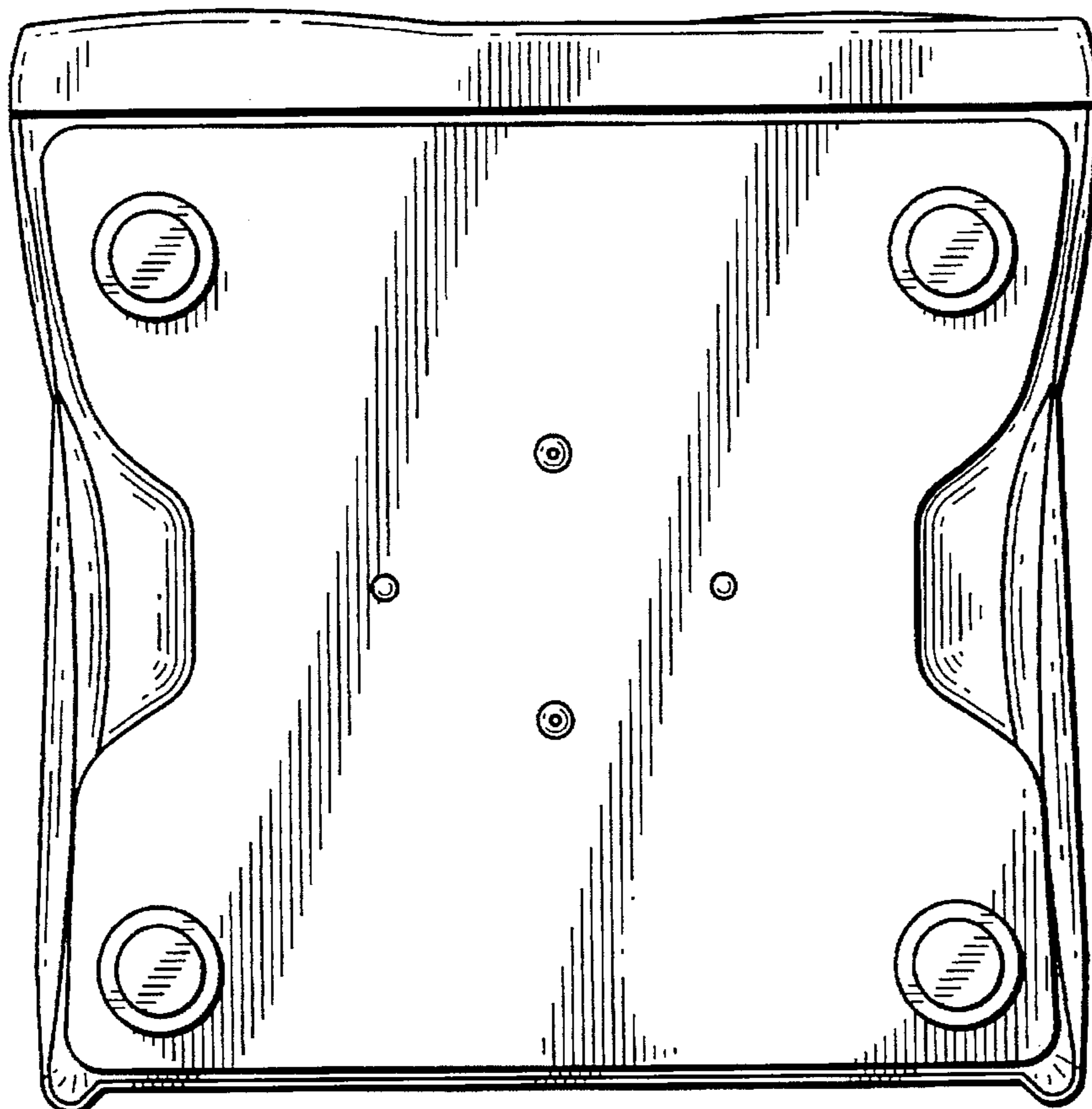


FIG. 5

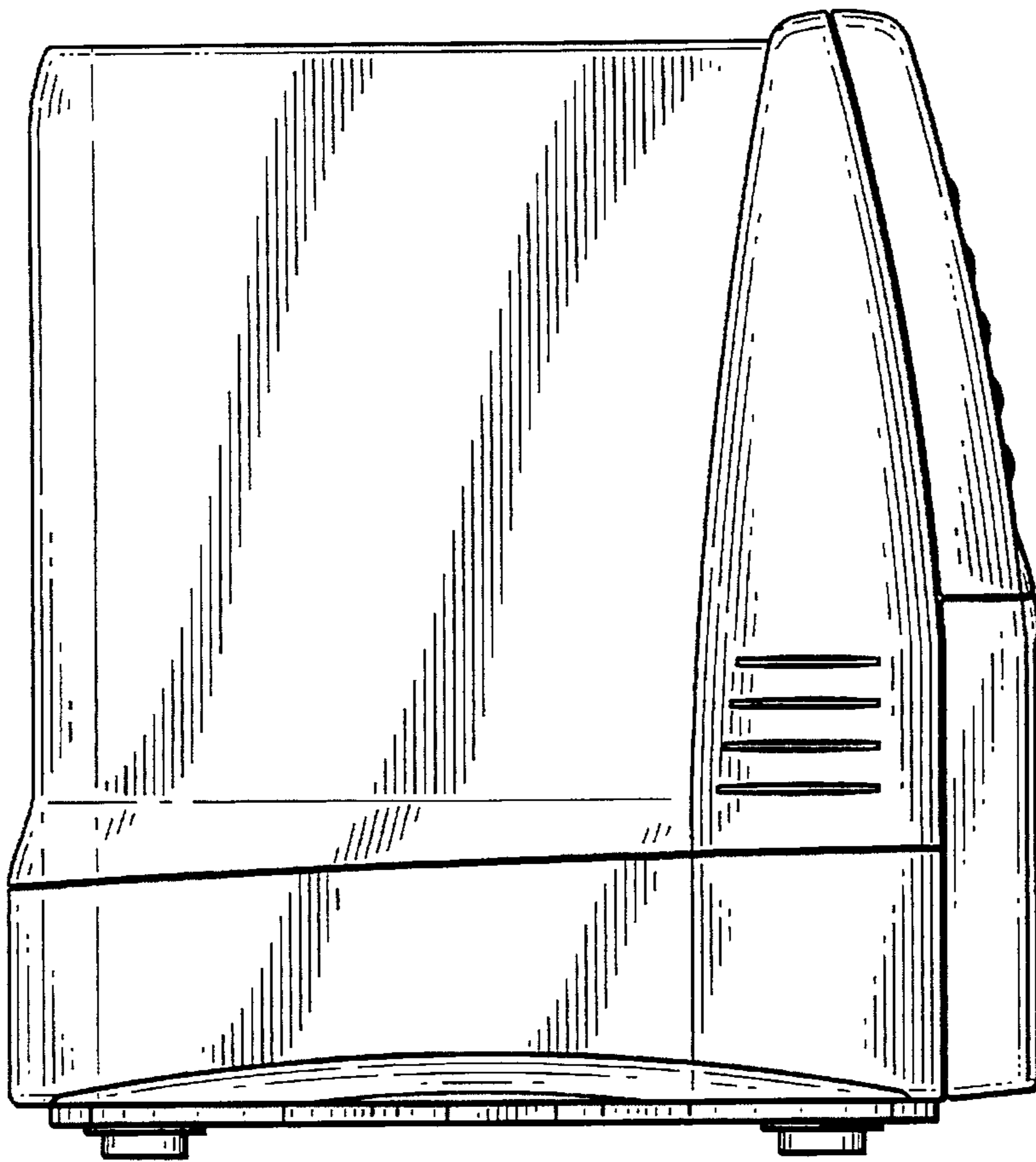


FIG. 6

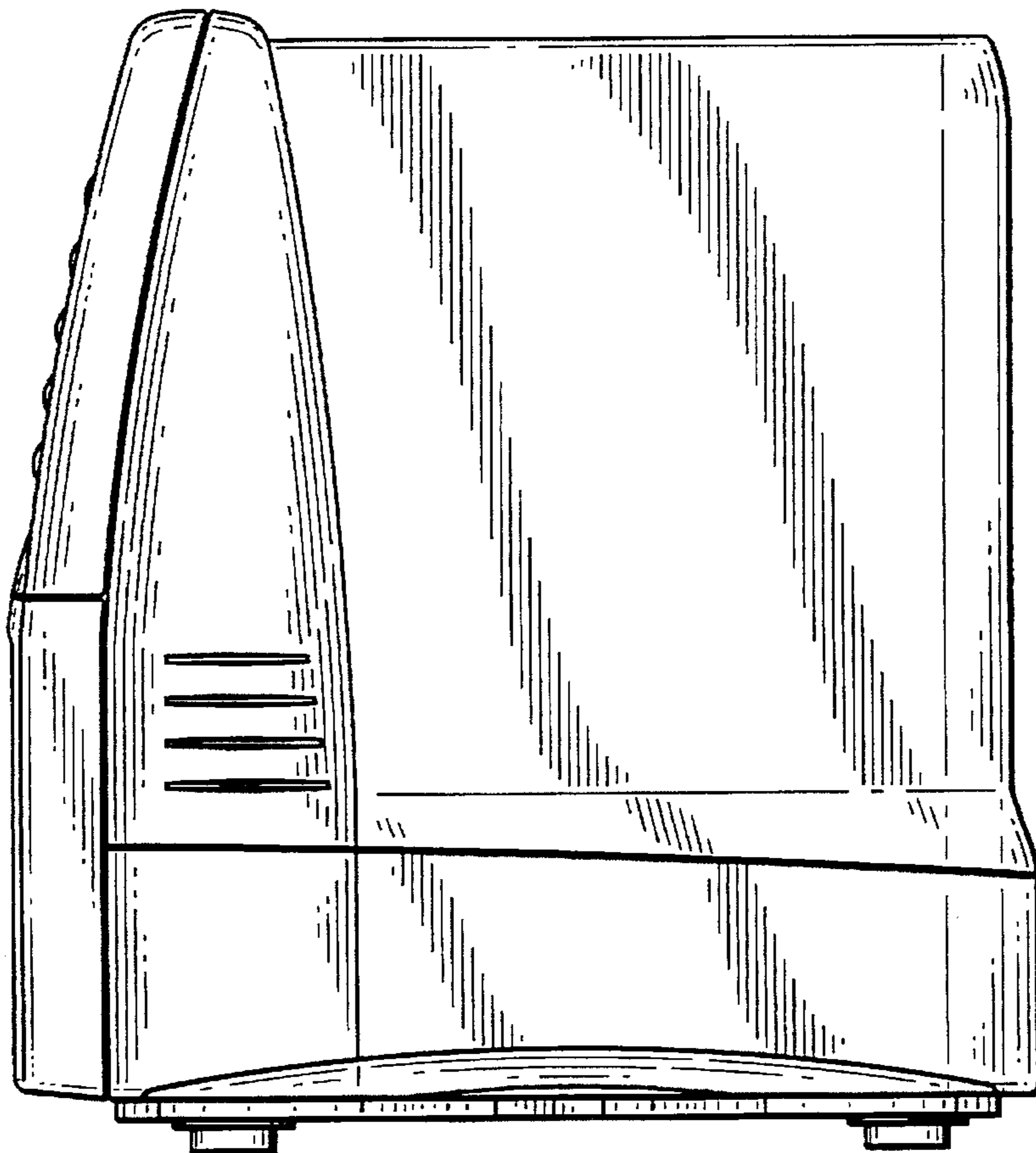


FIG. 7