



US00D380532S

# United States Patent [19]

Aihara et al.

[11] Patent Number: **Des. 380,532**

[45] Date of Patent: **\*\*Jul. 1, 1997**

[54] **AIR CONDITIONER**

4,458,502 7/1984 Adachi et al. .... 62/DIG. 16

[75] Inventors: **Sanae Aihara; Takaharu Kabashima,**  
both of Yokohama, Japan

*Primary Examiner*—Lisa Lichtenstein  
*Attorney, Agent, or Firm*—Oblon, Spivak, McClelland,  
Maier & Neustadt, P.C.

[73] Assignee: **Mitsubishi Denki Kabushiki Kaisha,**  
Tokyo, Japan

[57] **CLAIM**

[\*\*] Term: **14 Years**

The ornamental design for an air conditioner, as shown and described.

[21] Appl. No.: **52,668**

**DESCRIPTION**

[22] Filed: **Apr. 2, 1996**

FIG. 1 is a front elevational view of an air conditioner, showing our new design;

[30] **Foreign Application Priority Data**

Oct. 11, 1995 [JP] Japan ..... 7-30332

FIG. 2 is a rear elevational view thereof;

[51] LOC (6) Cl. .... **23-04**

FIG. 3 is a top plan view thereof;

[52] U.S. Cl. .... **D23/351; D23/333**

FIG. 4 is a bottom plan view thereof;

[58] Field of Search ..... **D23/351-354,**  
**D23/370, 371, 380, 333; 62/DIG. 16, 263;**  
**454/233**

FIG. 5 is a right side elevational view thereof;

FIG. 6 is a front, bottom and right side perspective view thereof;

FIG. 7 is a front, bottom and right side perspective view thereof, with the louvre opened; and,

FIG. 8 is an enlarged cross-sectional view thereof, taken along line 8—8 of FIG. 1.

The left side elevational view is omitted as that is symmetrical to the right side elevational view.

[56] **References Cited**

**U.S. PATENT DOCUMENTS**

- D. 307,466 4/1990 Takasuna et al. .... D23/351
- D. 345,786 4/1994 Saito et al. .... D23/351

**1 Claim, 6 Drawing Sheets**

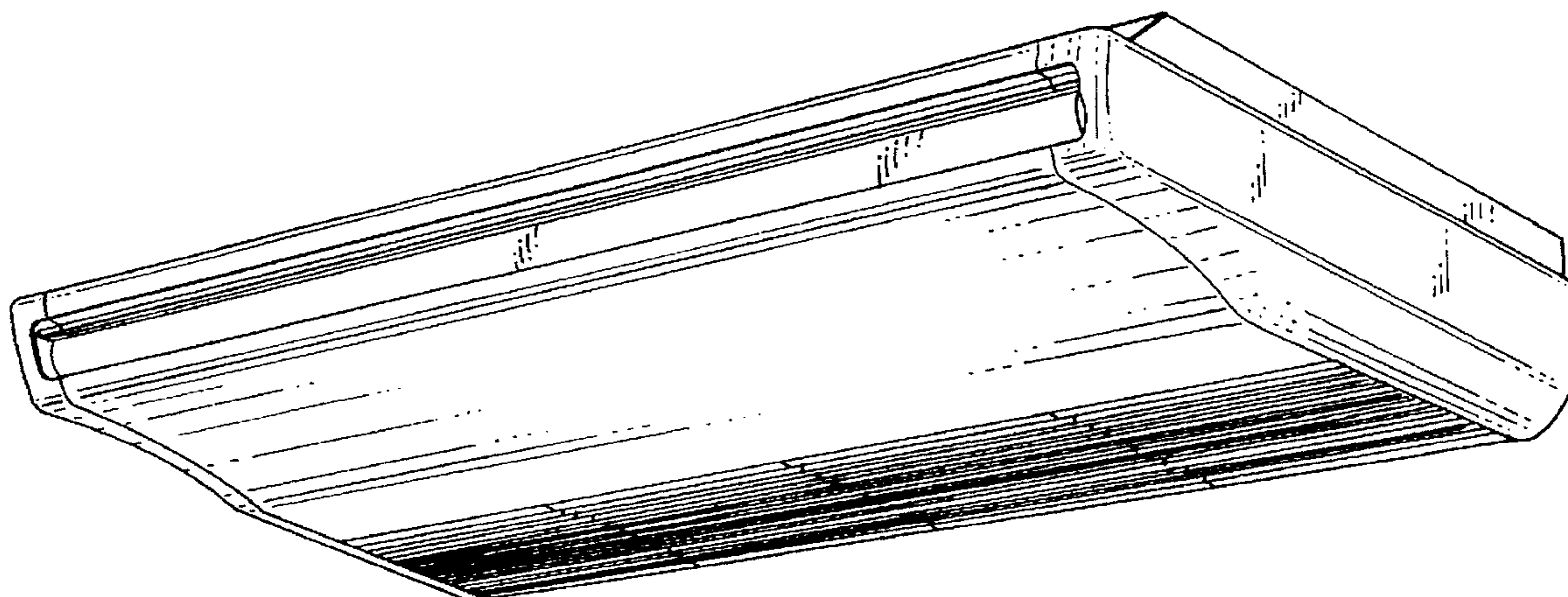
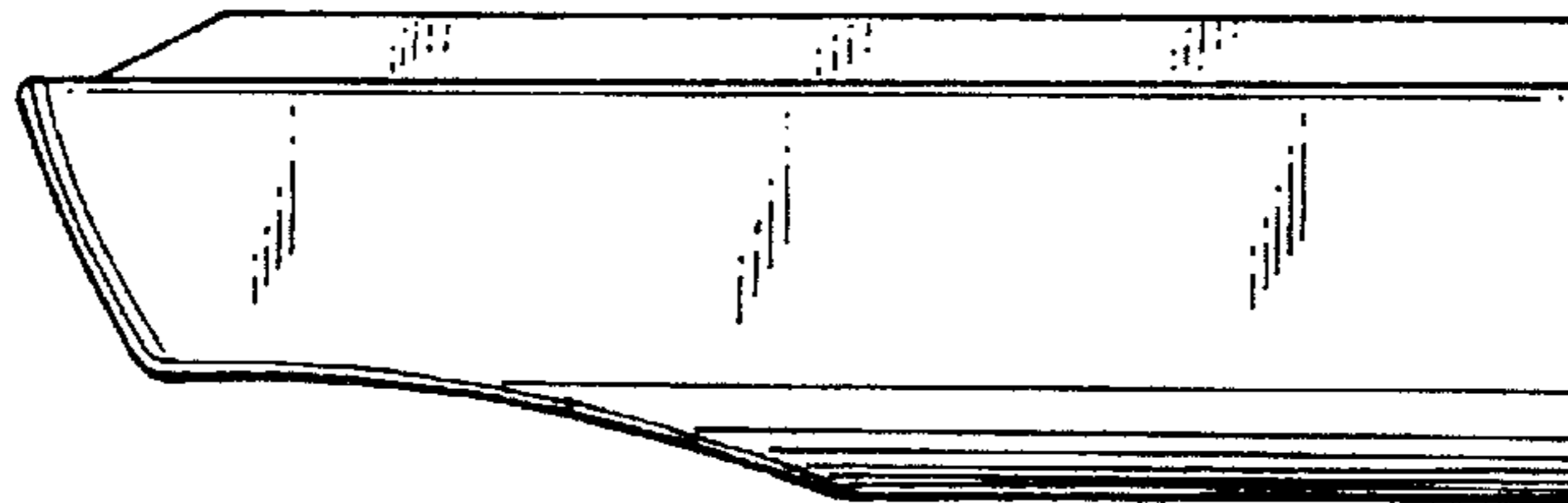


FIG. 1



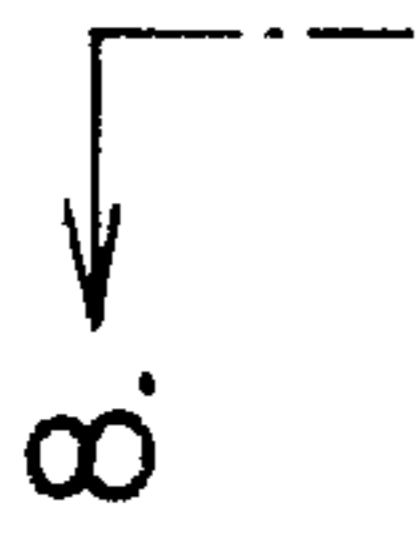


FIG. 2




FIG. 3




FIG. 4

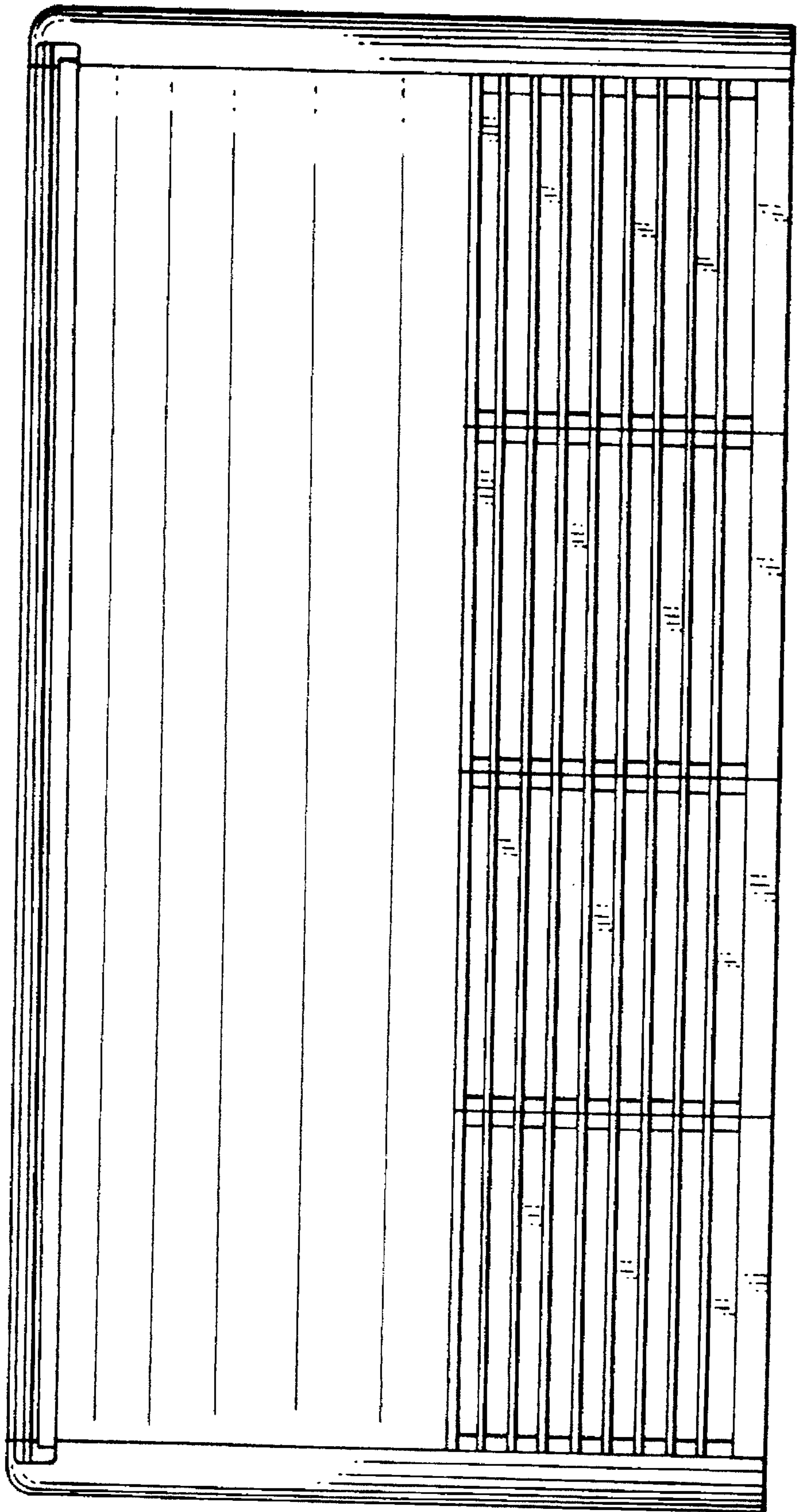


FIG. 5

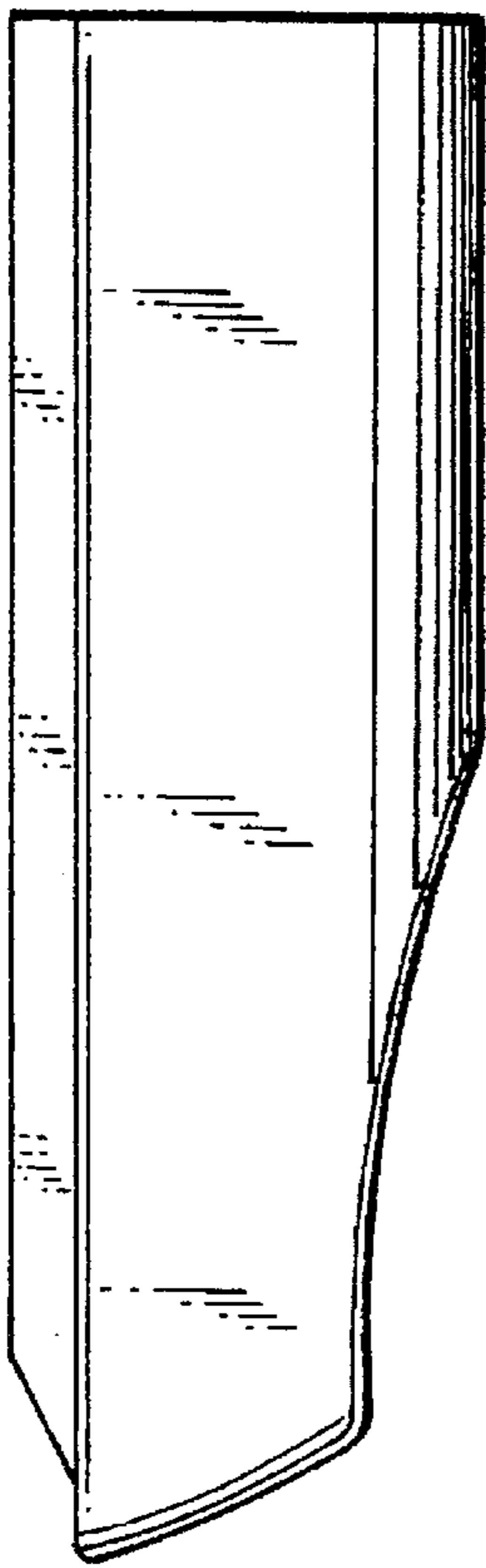


FIG. 7

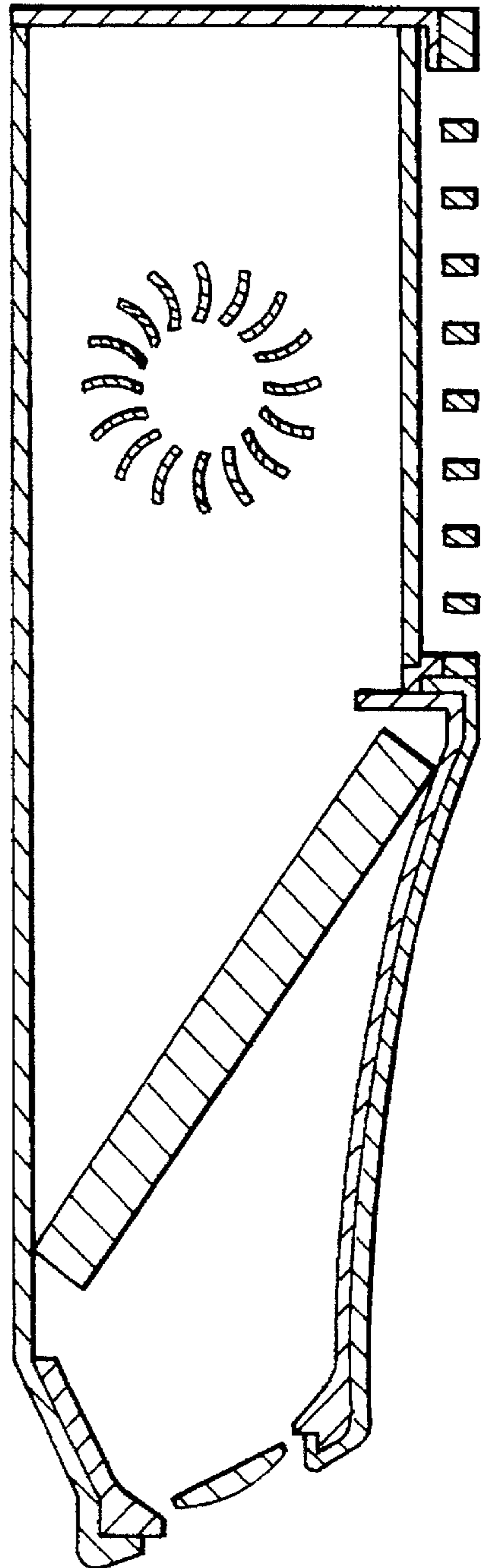


FIG. 6

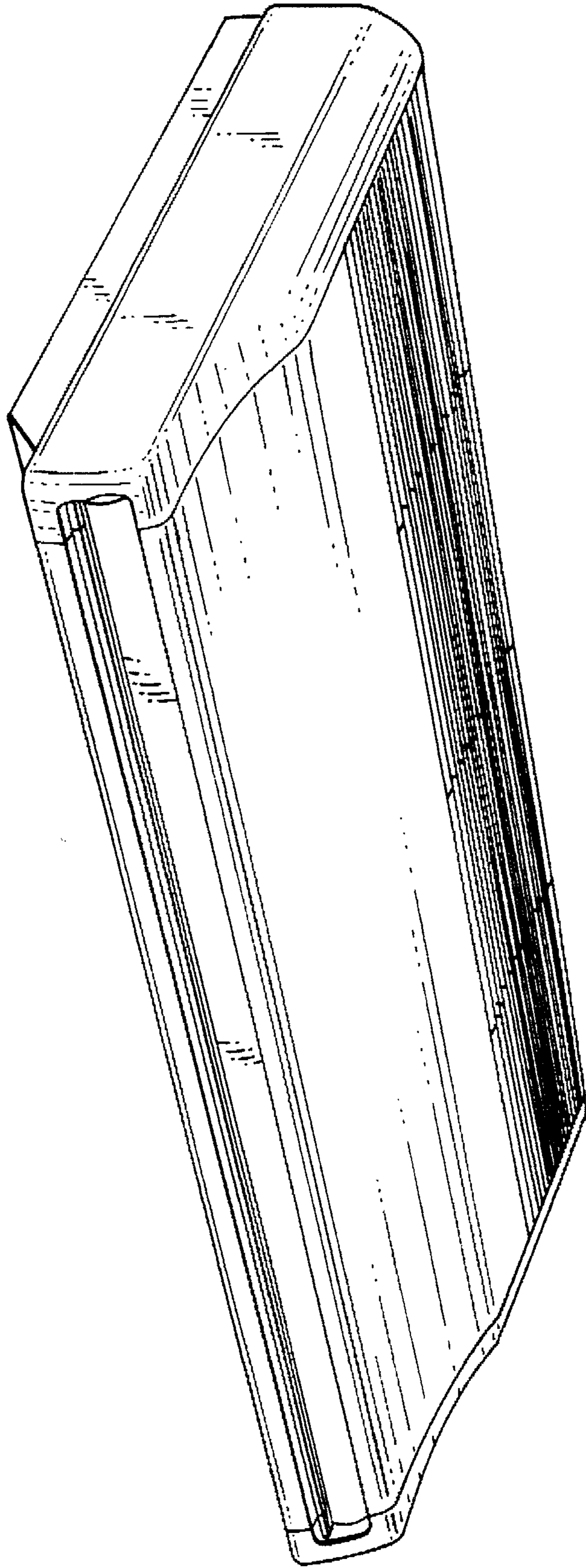


FIG. 8

