



US00D380530S

United States Patent [19] Stanton

[11] Patent Number: **Des. 380,530**

[45] Date of Patent: ****Jul. 1, 1997**

[54] **BATHTUB GRAB BAR**
[75] Inventor: **William H. Stanton**, Winnipeg, Canada
[73] Assignee: **Winnipeg Pattern & Model Works Ltd.**, Winnipeg, Canada
[**] Term: **14 Years**

D. 316,139 4/1991 DiVito et al. D23/303
2,045,815 6/1936 Weisjahn 4/577.1
2,642,581 6/1953 Loe 4/577.1
2,756,439 7/1956 Bollen 4/577.1

Primary Examiner—Louis S. Zarfes
Assistant Examiner—Gregory Andoll
Attorney, Agent, or Firm—Robert W. B. Bailey

[21] Appl. No.: **48,008**
[22] Filed: **Dec. 18, 1995**

[57] **CLAIM**

The ornamental design for a bathtub grab bar, as shown and described.

[51] **LOC (6) Cl.** **23-02**
[52] **U.S. Cl.** **D23/304; D23/303**
[58] **Field of Search** **D23/303-308;**
4/217, 242, 246.11, 253, 661, 576.1, 577.1;
D8/300, 307, 305, 317

DESCRIPTION

FIG. 1 is a front elevational view of the bathtub grab bar, showing my new design;
FIG. 2 is a rear elevational view thereof;
FIG. 3 is a side elevational view thereof, the other side being identical;
FIG. 4 is a top plan view thereof;
FIG. 5 is a bottom plan view thereof; and,
FIG. 6 is a front and side perspective view thereof.

[56] **References Cited**
U.S. PATENT DOCUMENTS

D. 188,175 6/1960 Craig D23/304
D. 189,906 3/1961 Best D23/304
D. 209,040 10/1967 Aleks et al. D23/304
D. 286,068 10/1986 Landsberger D23/303

1 Claim, 3 Drawing Sheets

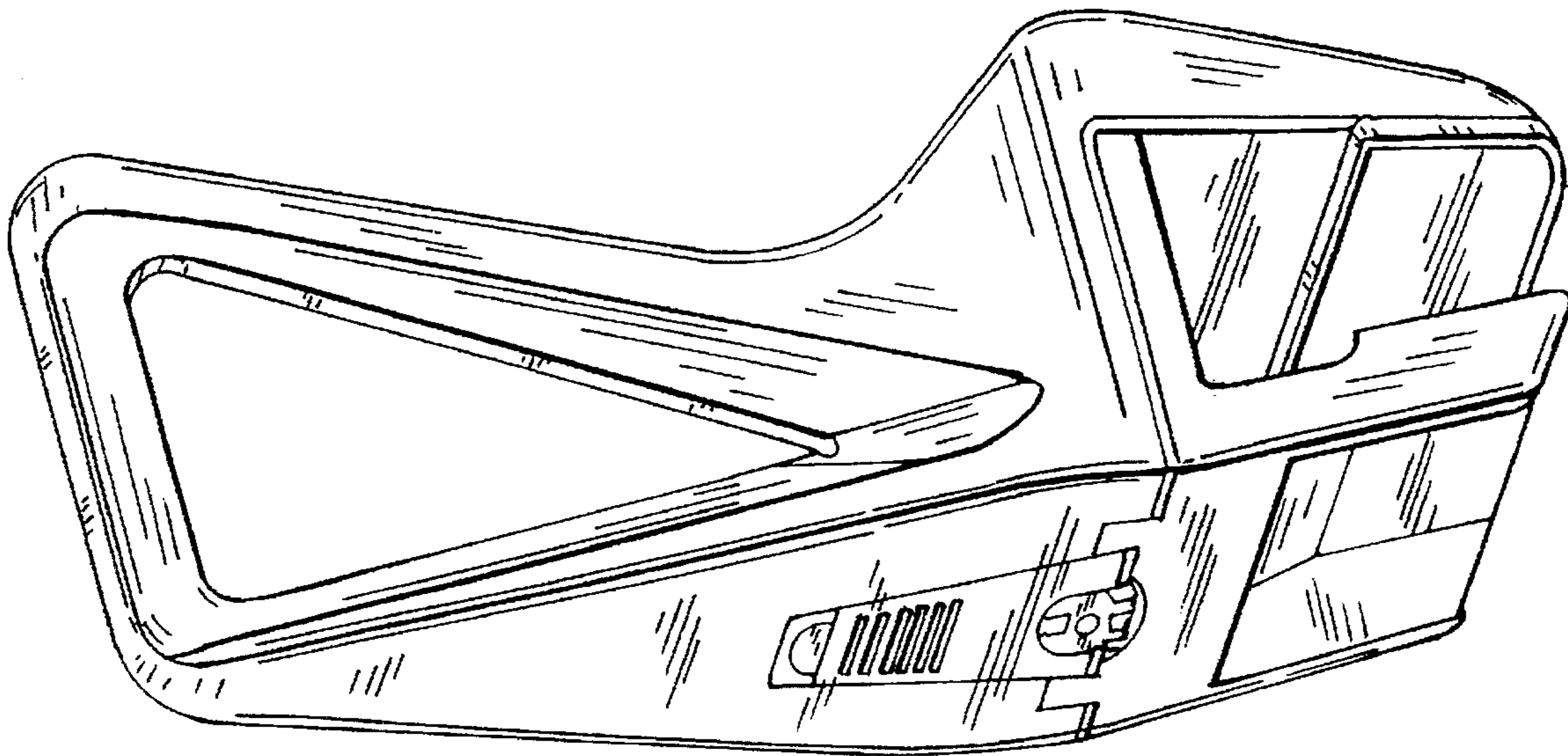


FIG. 1




FIG. 2




FIG. 3

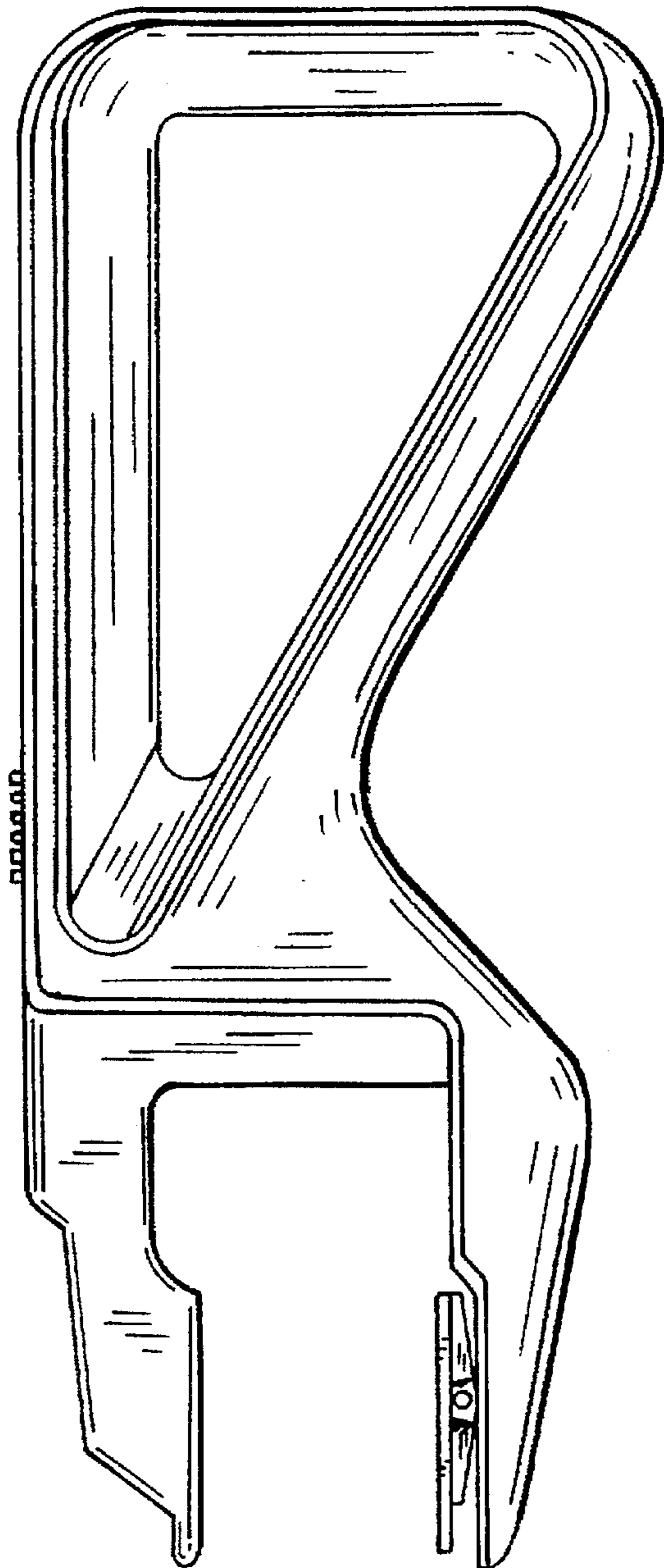


FIG. 4

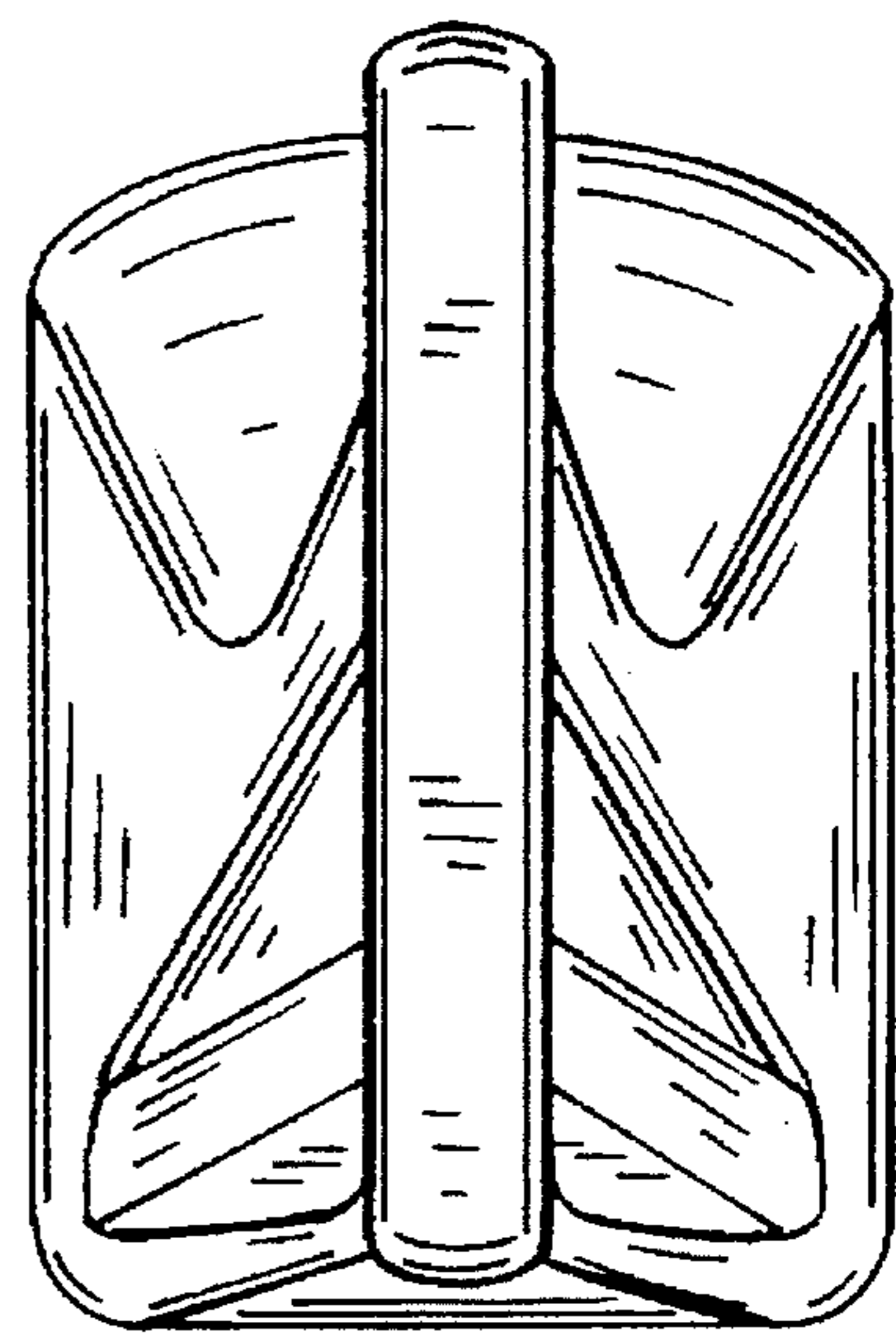


FIG. 5

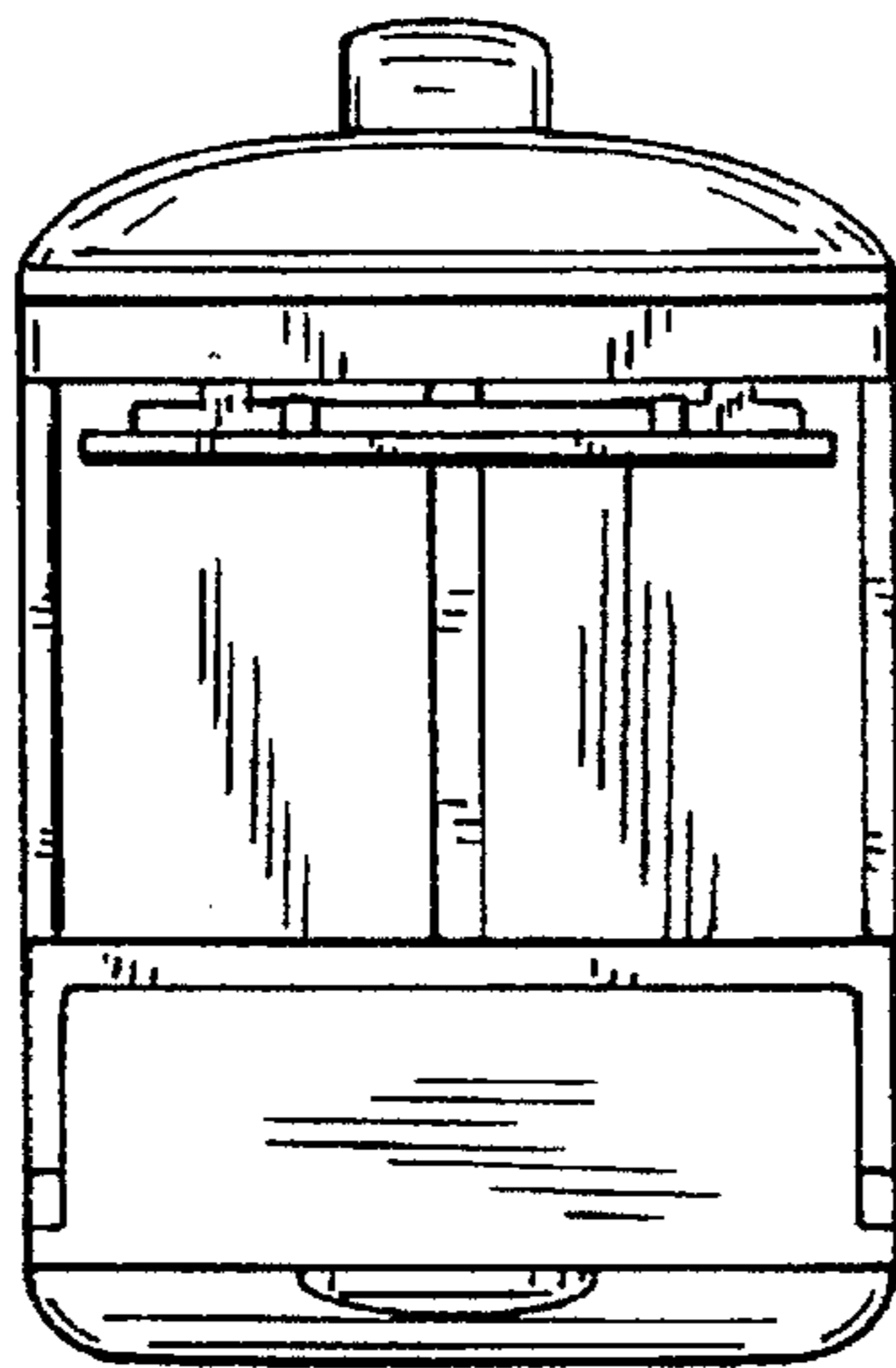


FIG. 6

