



US00D380516S

United States Patent [19]

Cavasin

[11] Patent Number: **Des. 380,516**

[45] Date of Patent: ****Jul. 1, 1997**

[54] **ICE SKATE**

[75] Inventor: **Massimo Cavasin, Montebelluna, Italy**

[73] Assignee: **Roces S.R.L., Montebelluna, Italy**

[**] Term: **14 Years**

[21] Appl. No.: **54,718**

[22] Filed: **May 20, 1996**

[30] **Foreign Application Priority Data**

Jan. 25, 1996 [WO] WIPO DM035308

[51] LOC (6) Cl. **21-02**

[52] U.S. Cl. **D21/225**

[58] Field of Search D21/224-226;
D2/904; 280/11.18, 11.12, 11.19, 11.22;
36/115, 117

[56] **References Cited**

U.S. PATENT DOCUMENTS

- D. 249,973 10/1978 Norton et al. D21/225
- D. 323,056 1/1992 Cavasin D21/225
- D. 364,909 12/1995 Chen D21/226

- D. 366,137 1/1996 Chen D21/226
- 4,088,335 5/1978 Norton et al. 280/11.18
- 4,223,900 9/1980 Olivieri 280/11.18
- 4,546,999 10/1985 Lehr D21/225
- 4,907,813 3/1990 Hall 280/11.18
- 5,123,664 6/1992 De Mars 280/11.18
- 5,332,242 7/1994 Cann et al. 280/11.18

Primary Examiner—Raphael Barkai
Attorney, Agent, or Firm—McAulay Fisher Nissen Goldberg & Kiel, LLP

[57] **CLAIM**

The ornamental design for an ice skate, as shown and described.

DESCRIPTION

FIG. 1 is a perspective view of the ice skate;
FIG. 2 is a right hand side view of the ice skate;
FIG. 3 is a left hand side view thereof;
FIG. 4 is a front view thereof;
FIG. 5 is a rear view thereof;
FIG. 6 is a top view thereof; and,
FIG. 7 is a bottom view of the ice skate.

1 Claim, 3 Drawing Sheets






Fig. 1




Fig. 2

FIG. 3

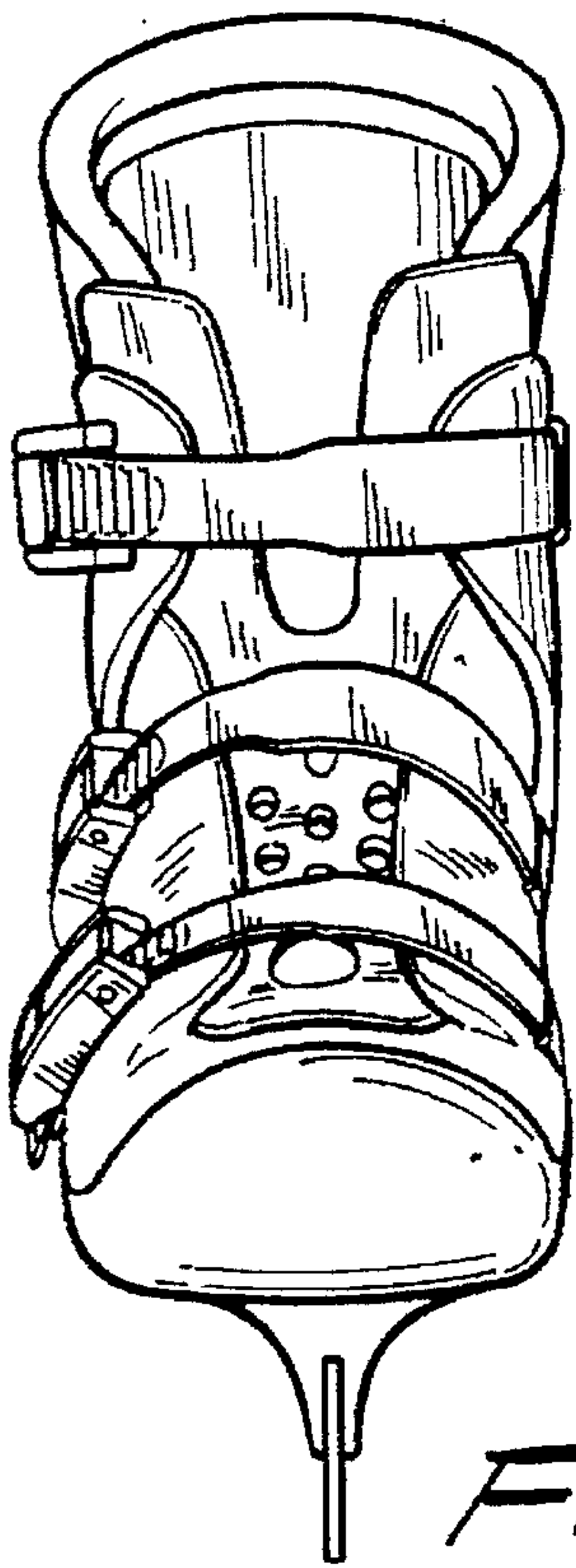


FIG. 4

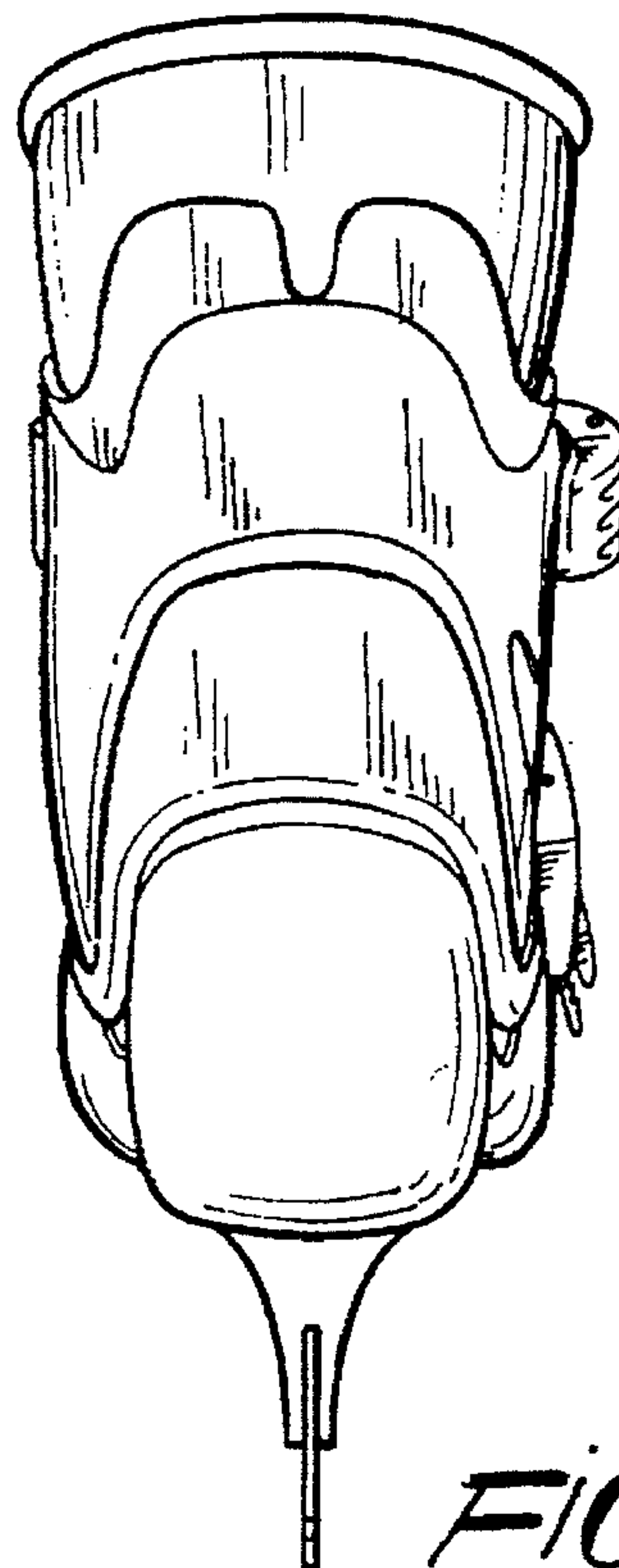


FIG. 5

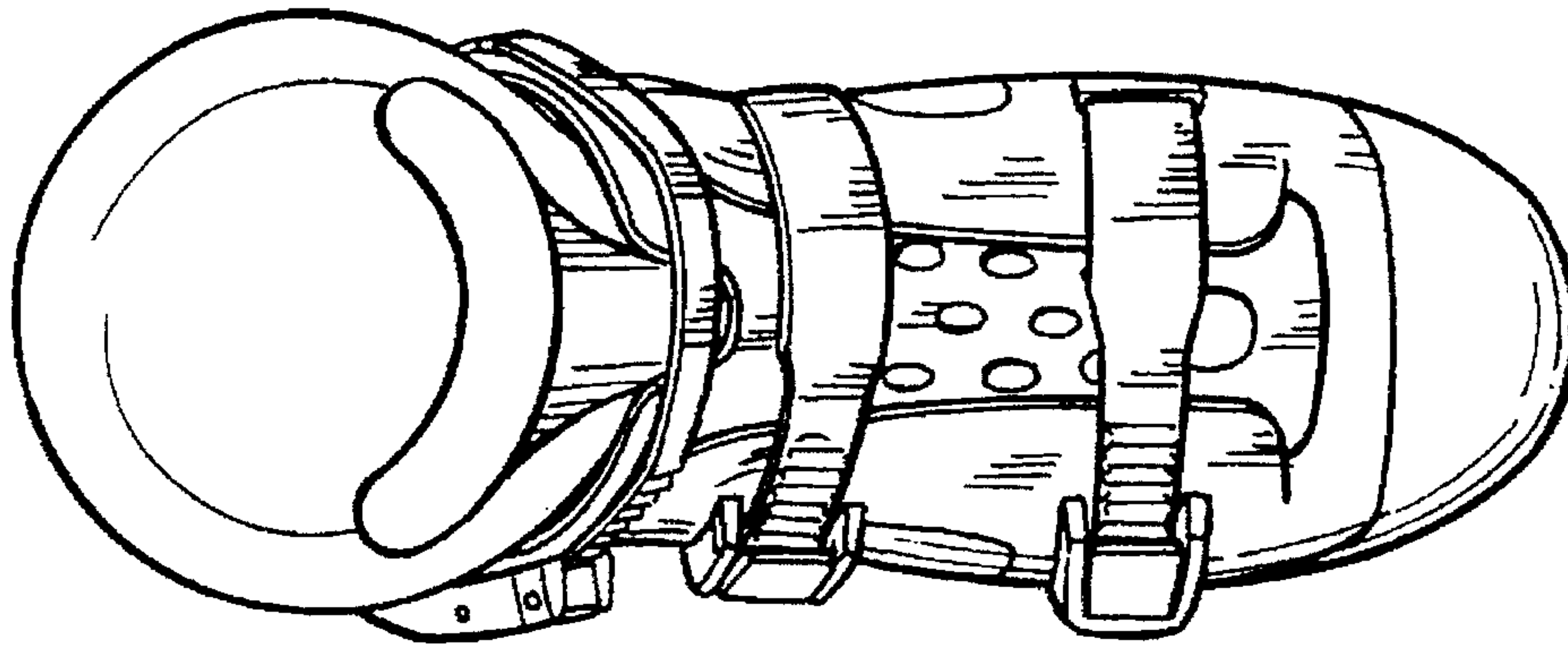


FIG. 6

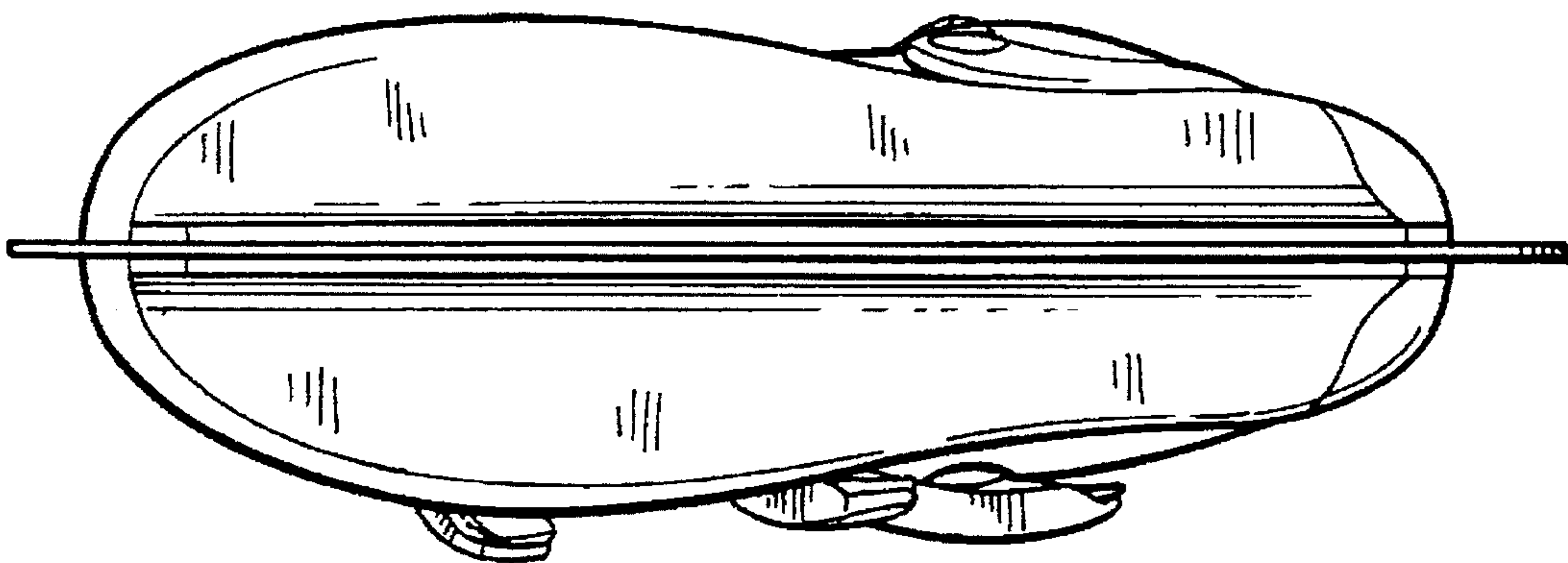


FIG. 7