



US00D380477S

United States Patent [19]

[11] Patent Number: **Des. 380,477**

Williams et al.

[45] Date of Patent: ****Jul. 1, 1997**

[54] **SANITARY BIODEGRADABLE TELEPHONE MOUTH/EAR PIECE COVER**

4,876,715 10/1989 Neubert 379/452

FOREIGN PATENT DOCUMENTS

[76] Inventors: **James A. Williams; Colton Jones**, both of 1980 Blue Fox Dr., Lansdale, Pa. 19446

755426	11/1933	France	379/452
2598874	11/1987	France	379/451
2674713	10/1992	France	379/452
199115	6/1923	United Kingdom	379/452

[**] Term: **14 Years**

Primary Examiner—Jeffrey Asch

[21] Appl. No.: **50,723**

[57] CLAIM

[22] Filed: **Feb. 9, 1996**

The ornamental design for a sanitary biodegradable telephone mouth/ear piece cover, as shown and described.

[51] **LOC (6) Cl.** **14-03**

DESCRIPTION

[52] **U.S. Cl.** **D14/250**

[58] **Field of Search** D29/112; D14/205, D14/206, 219, 222, 223, 140, 240, 249, 250; 379/433, 447, 451, 452; 455/89, 90

FIG. 1 is a front elevational view of the sanitary biodegradable telephone mouth/ear piece cover showing our new design;

[56] References Cited

U.S. PATENT DOCUMENTS

D. 241,350	9/1976	Kao et al.	D14/249
D. 283,128	3/1986	Bate	D14/249
D. 307,753	5/1990	Oliver	D14/250 X
D. 326,456	5/1992	Hahn	D14/219
D. 338,675	8/1993	Wharton et al.	D14/250
D. 357,921	5/1995	Ming-Chin	D14/223
4,570,038	2/1986	Tinelli	379/452
4,852,163	7/1989	Caceres	379/451 X

FIG. 2 is a rear elevational view thereof;

FIG. 3 is a left side elevational view thereof;

FIG. 4 is a right side elevational view thereof;

FIG. 5 is a top plan view thereof;

FIG. 6 is a bottom plan view thereof; and,

FIG. 7 is an isometric view thereof.

The broken line showing of a partial telephone handset in **FIG. 4** is for illustrative purposes only and form no part of the claimed design.

1 Claim, 3 Drawing Sheets

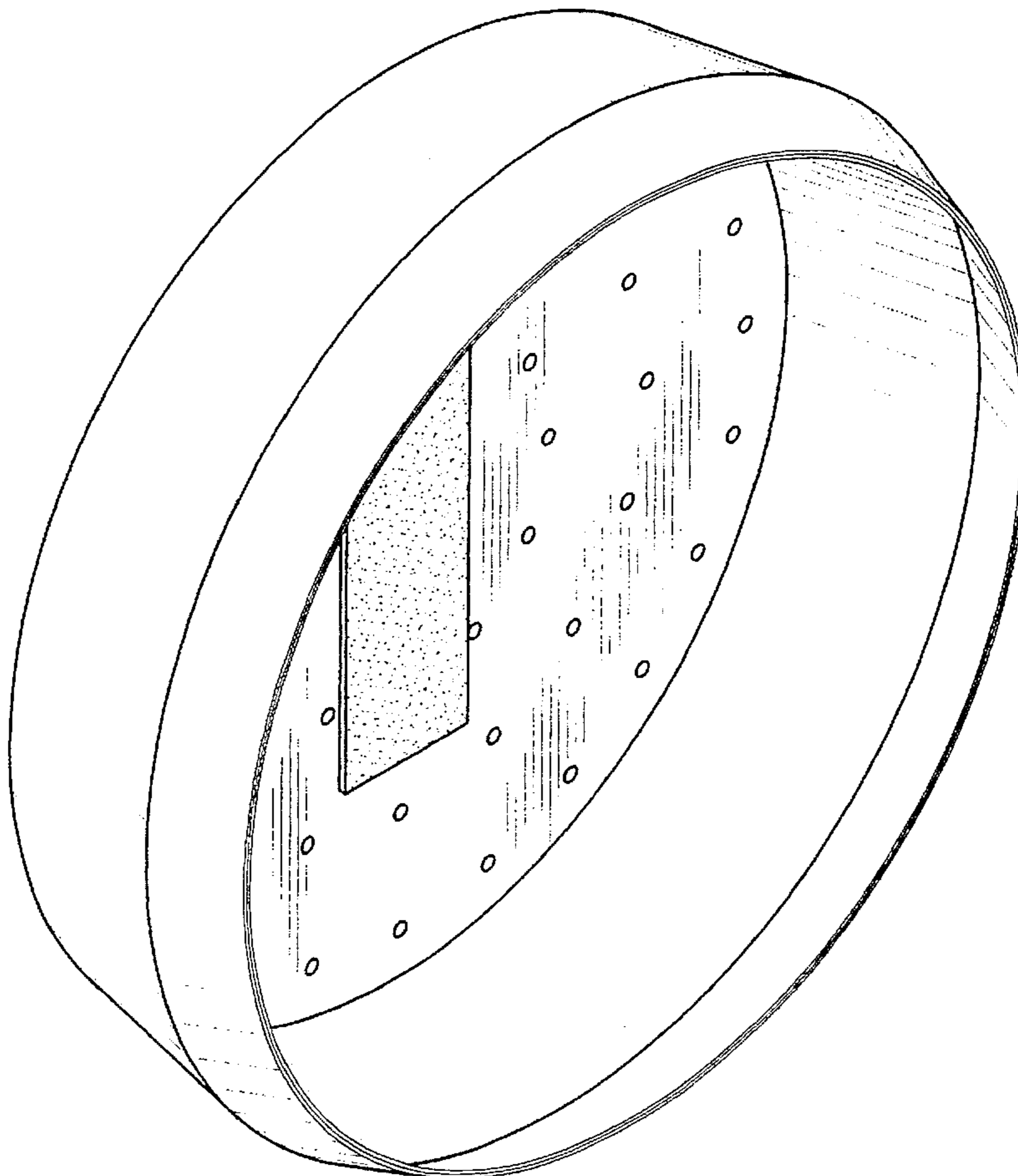


FIG. 1

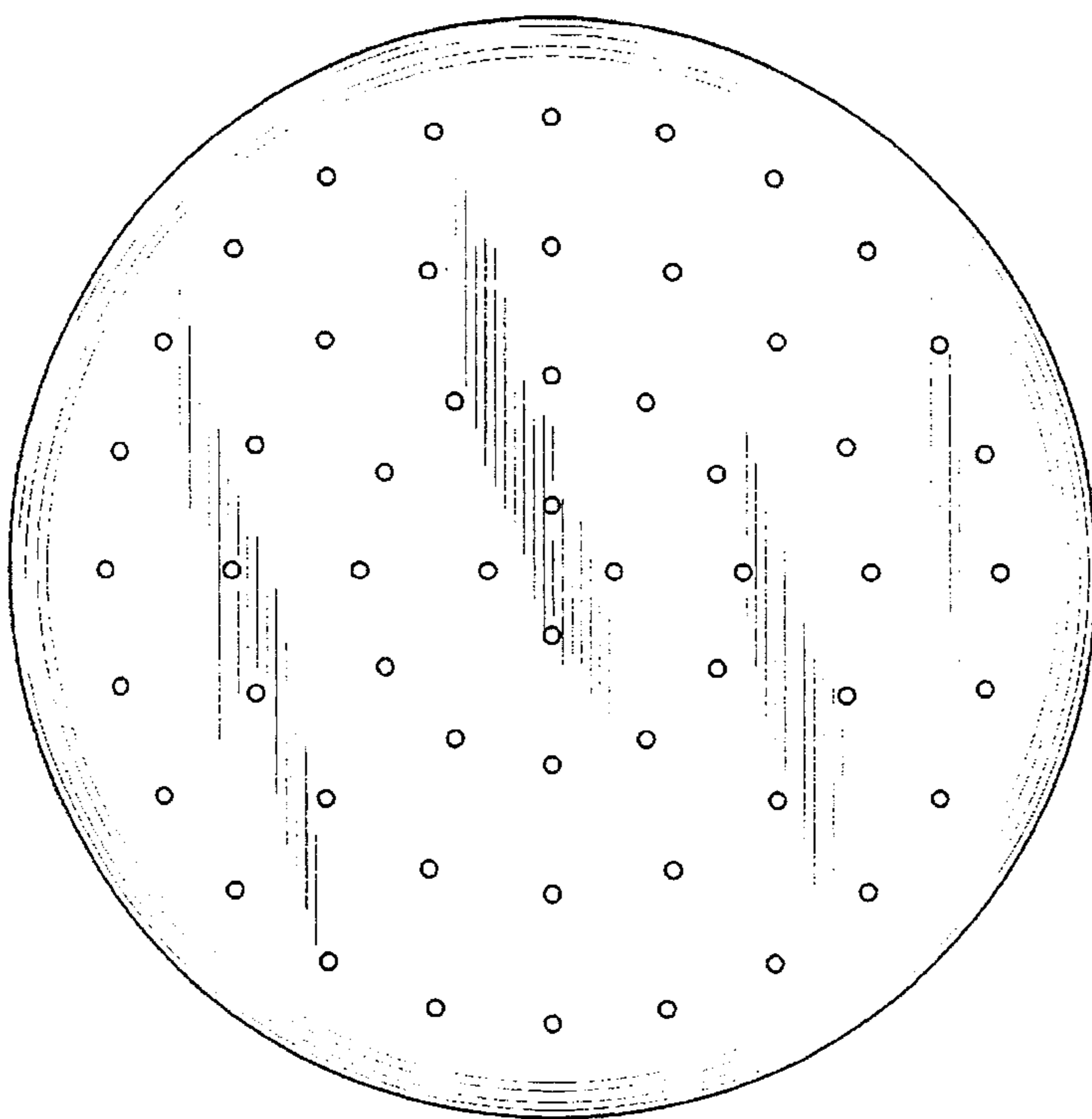


FIG. 2

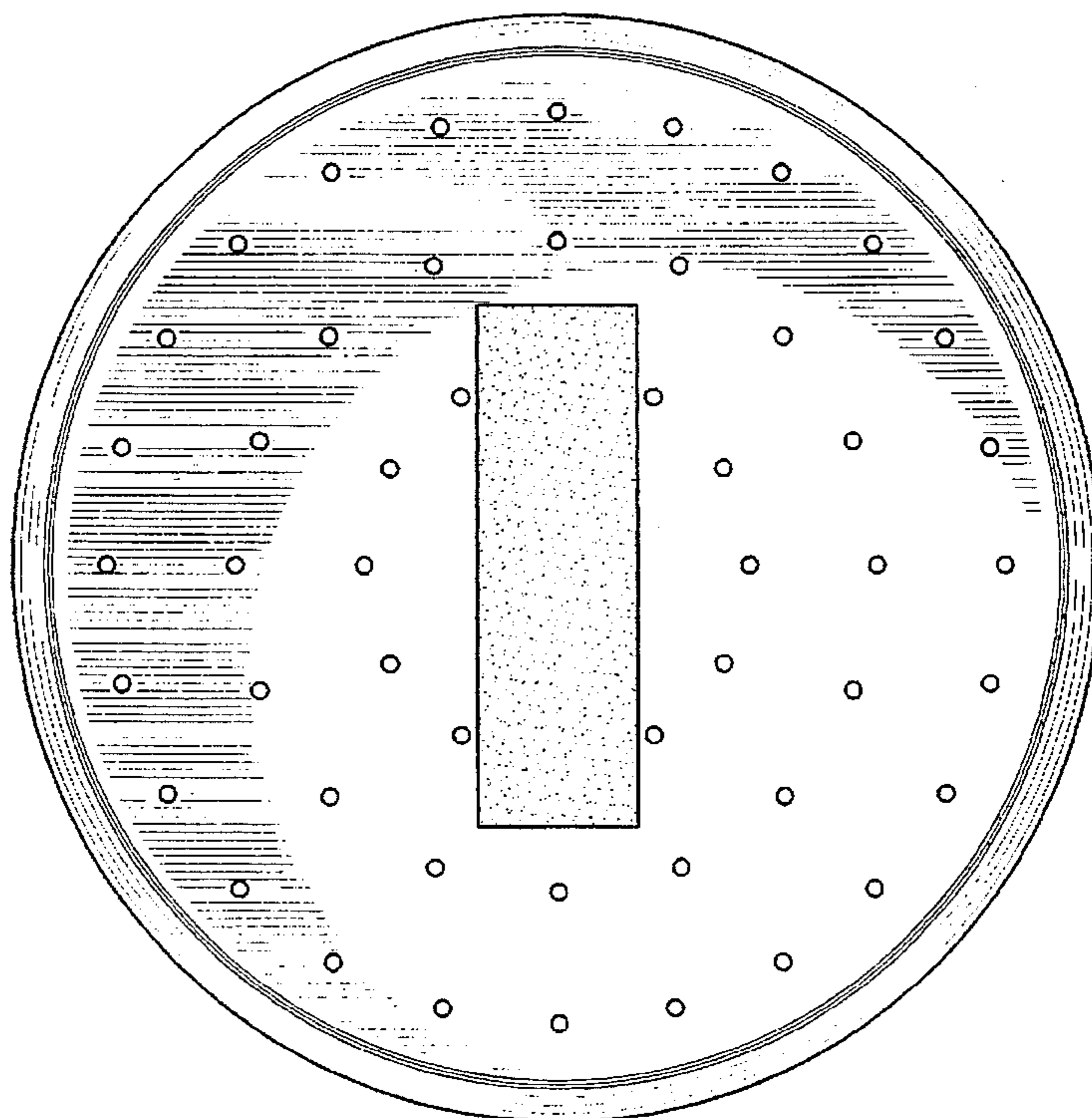


FIG. 5

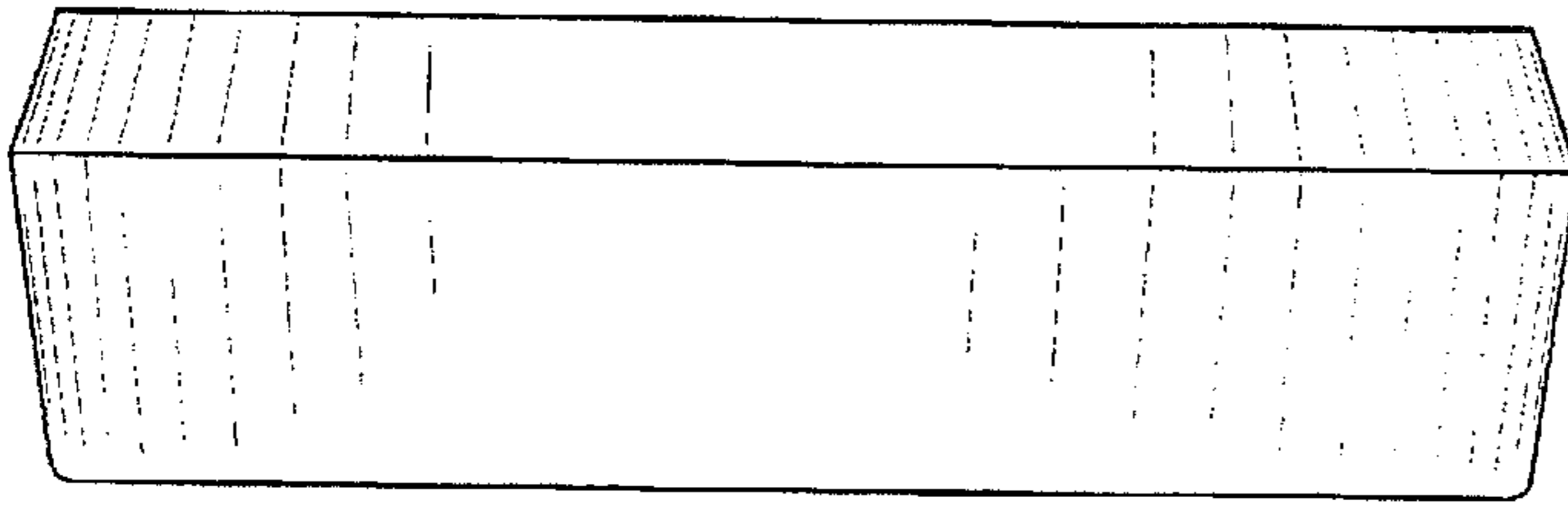


FIG. 6

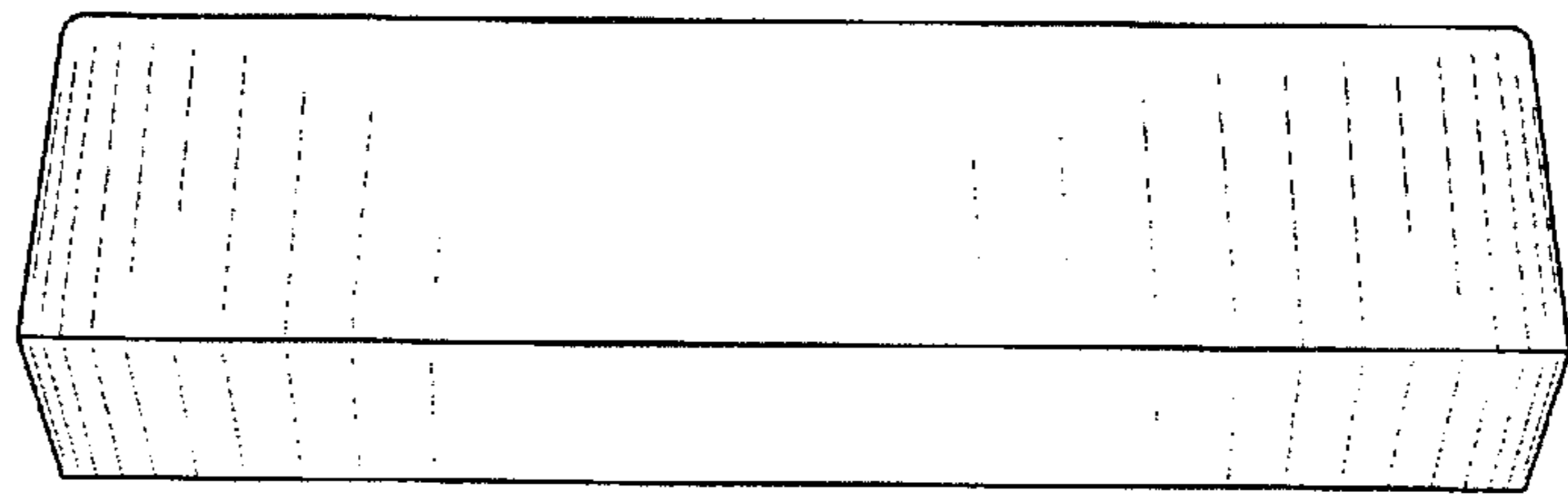


FIG. 7

