



US00D380462S

United States Patent [19]

[11] Patent Number: **Des. 380,462**

Wilson

[45] Date of Patent: ****Jul. 1, 1997**

[54] **NOTEBOOK COMPUTER RETRACTABLE MOUSE PAD CASE**

5257570 10/1993 Japan .
6161602 6/1994 Japan .

[76] Inventor: **Ronal E. Wilson**, 403 Tiffany Trail, Richardson, Tex. 75081-5544

Primary Examiner—M. H. Tung

[**] Term: **14 Years**

[57] **CLAIM**

The ornamental design for a notebook computer retractable mouse pad case, as shown and described.

[21] Appl. No.: **48,968**

[22] Filed: **Jan. 16, 1996**

DESCRIPTION

[51] **LOC (6) Cl.** **14-02**

[52] **U.S. Cl.** **D14/114**

[58] **Field of Search** D14/100, 114;
D6/582-94; D20/22; 345/156-67; 248/118.1,
917-25; 400/689-93, 715; 428/85, 90,
95

FIG. 1 is a perspective view taken from the top, front, and right side of a notebook computer retractable mouse pad case showing my new design, the retractable mouse pad is shown partially extended, and the broken line drawings of a keyboard, a disk drive, part of a monitor and a mouse are for illustrative purposes only and form no part of the claimed design;

[56] **References Cited**

U.S. PATENT DOCUMENTS

D. 291,204	8/1987	Hampshire et al.	D14/114
D. 302,425	7/1989	LaBudde et al.	D14/114
D. 333,300	2/1993	Hatcher	D14/114
D. 339,799	9/1993	Allen	D14/114
D. 361,325	8/1995	Massey	D14/114
D. 364,397	11/1995	Bedol	D14/114
4,595,993	6/1986	Yao	364/708
5,182,698	1/1993	Kobayashi et al.	361/395
5,287,246	2/1994	Sen	361/683
5,339,213	8/1994	O'Callaghan	361/683
5,433,407	7/1995	Rice	248/118

FIG. 2 is a top plan view thereof;

FIG. 3 is a front elevational view thereof, the rear elevational view is a mirror image;

FIG. 4 is a left side elevational view thereof;

FIG. 5 is a right side elevational view thereof;

FIG. 6 is a bottom plan view thereof, the retractable mouse pad is shown partially extended; and,

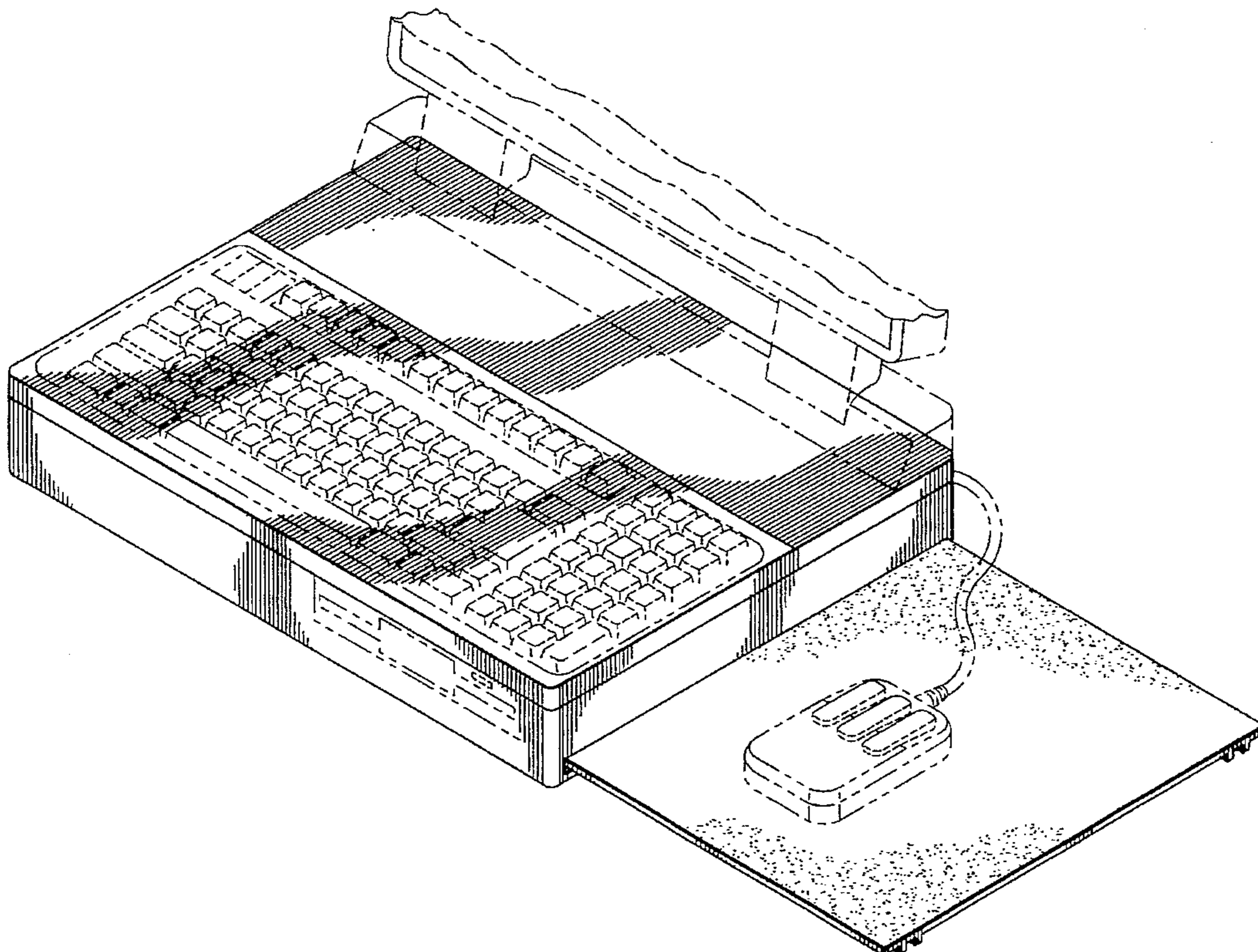
FIG. 7 is a perspective view taken from the top, front, and right side of a notebook computer retractable mouse pad case.

The retractable mouse pad in FIGS. 1, 2, 3, and 6 is shown in extended position.

FOREIGN PATENT DOCUMENTS

2224005 9/1990 Japan .

1 Claim, 4 Drawing Sheets



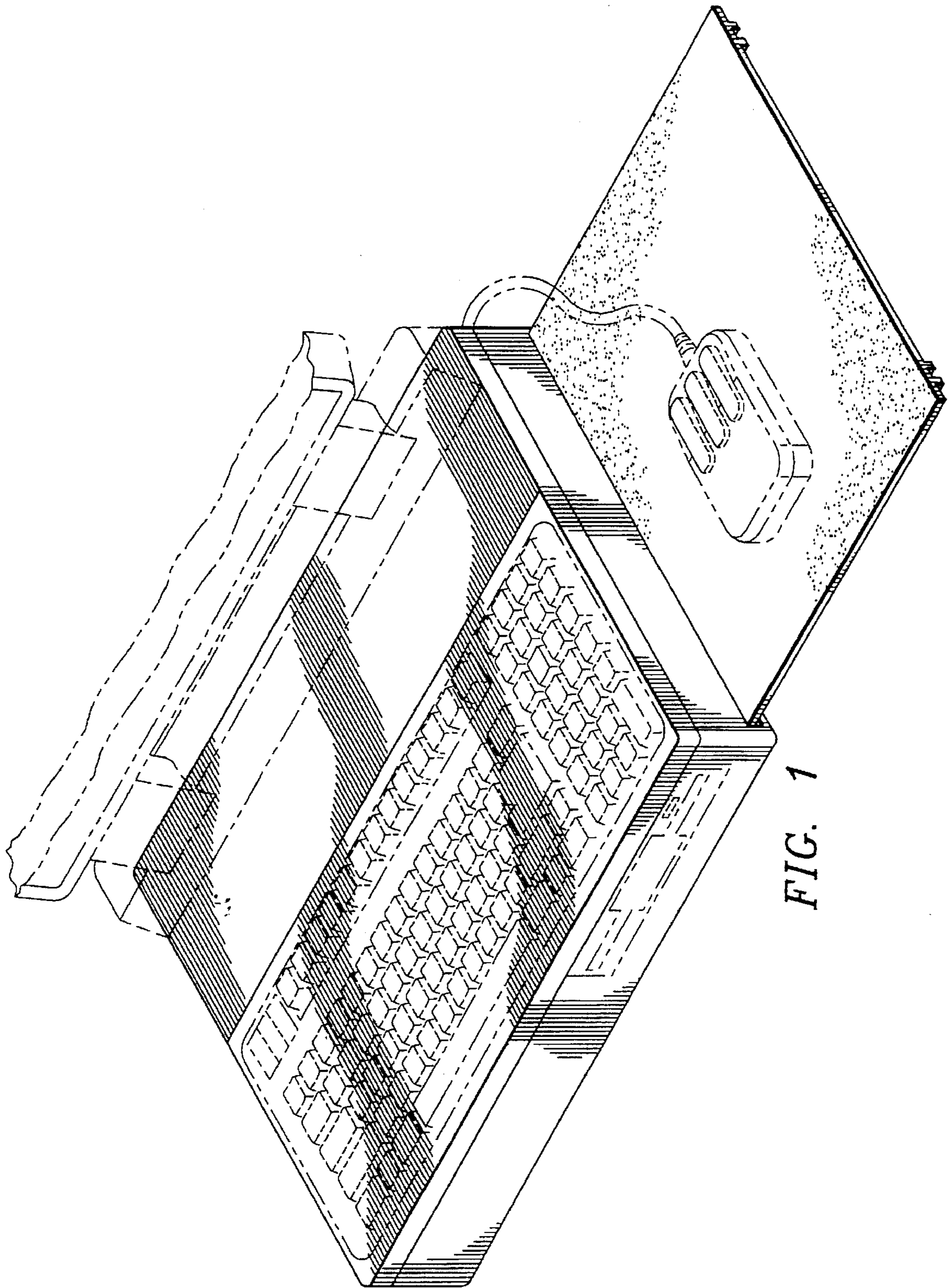


FIG. 1




FIG. 2

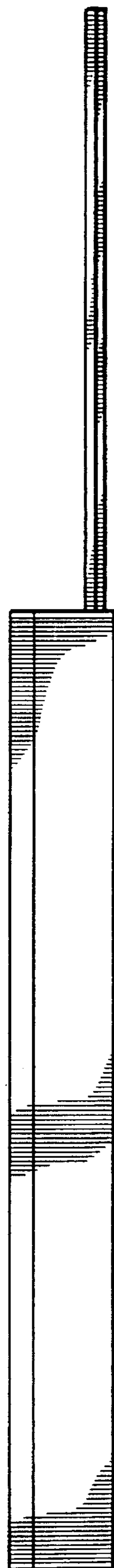


FIG. 3



FIG. 4




FIG. 5

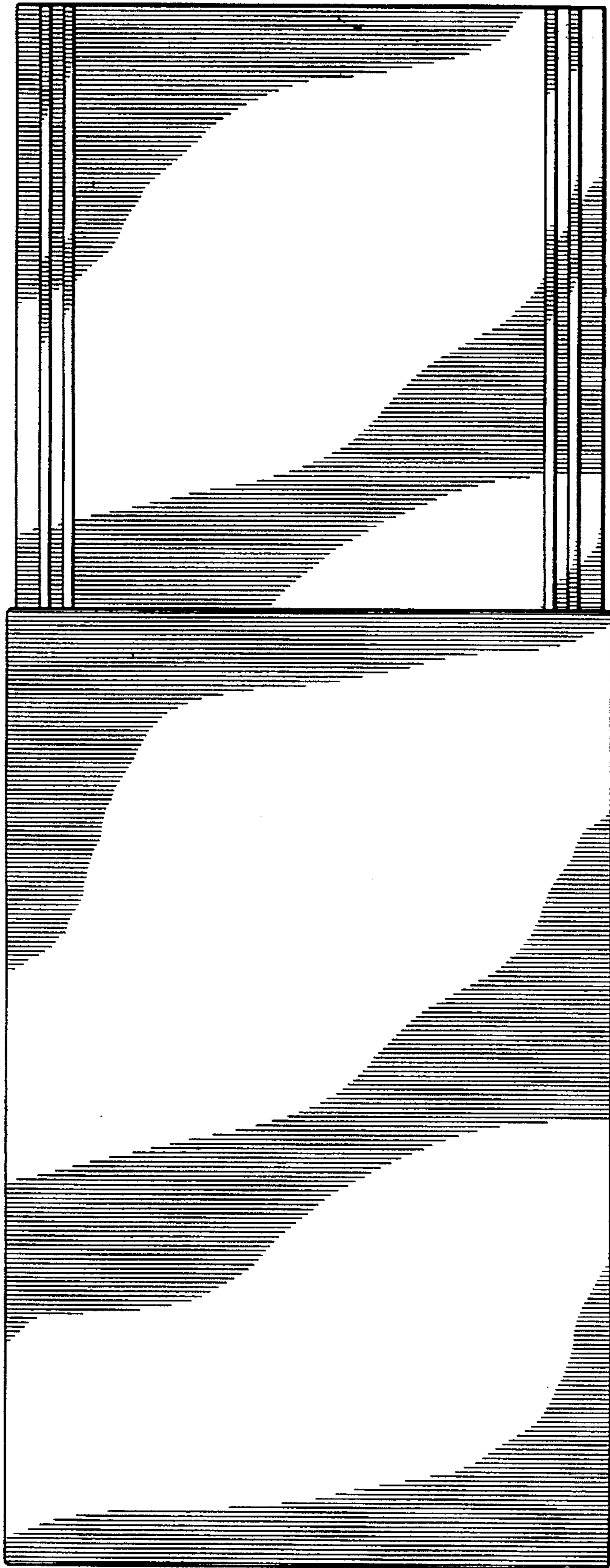


FIG. 6

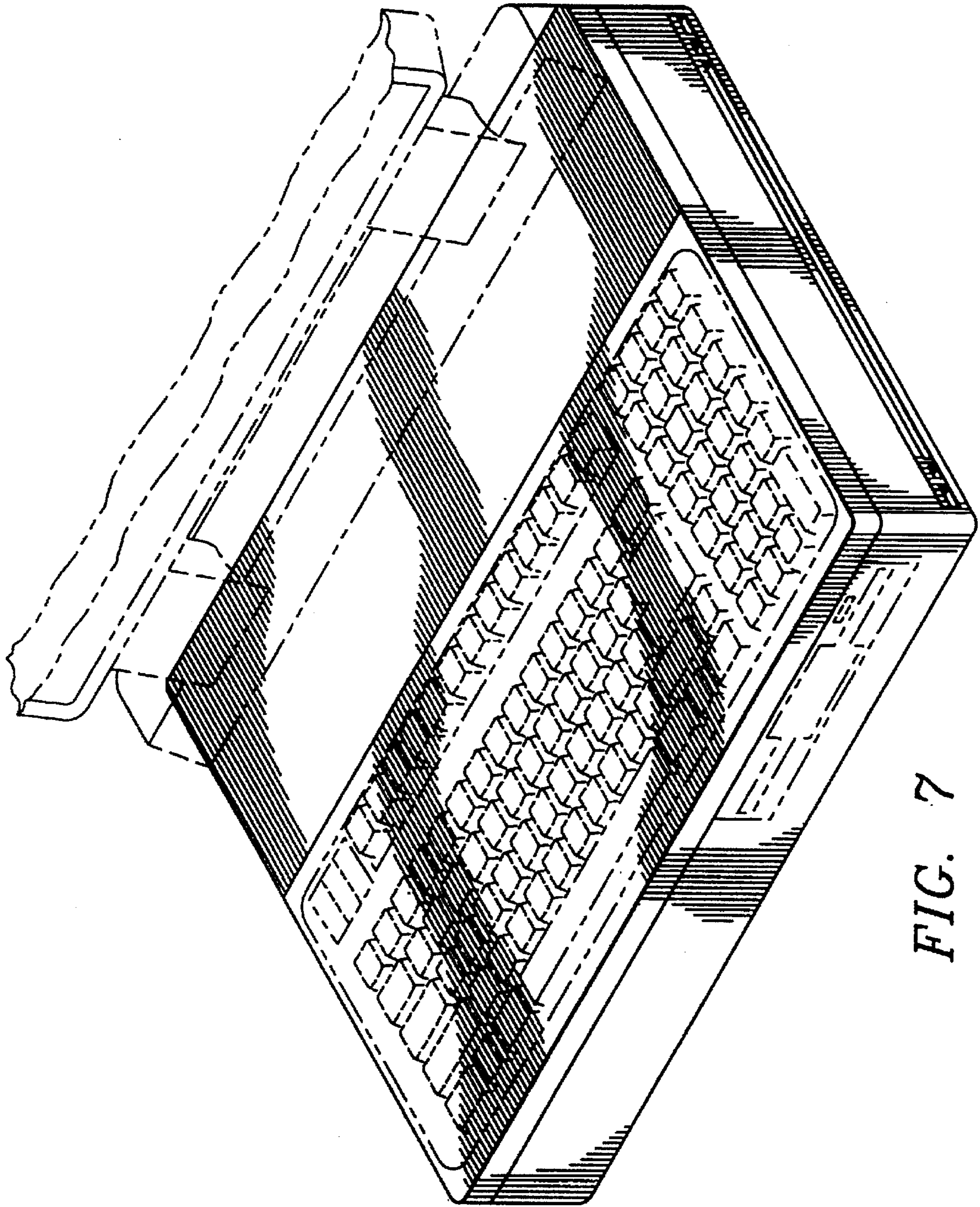


FIG. 7