



US00D380451S

United States Patent [19]

Krajci et al.

[11] Patent Number: **Des. 380,451**

[45] Date of Patent: ****Jul. 1, 1997**

[54] **FACEPLATE FOR A DUAL FAN/LIGHT CONTROLLER HOUSING**

[75] Inventors: **Edward Krajci**, Franklin Square;
Richard C. Doyle, Little Neck, both of N.Y.

[73] Assignee: **Leviton Manufacturing Co., Inc.**,
Little Neck, N.Y.

[**] Term: **14 Years**

[21] Appl. No.: **49,332**

[22] Filed: **Jan. 23, 1996**

[51] LOC (6) Cl. **13-03**

[52] U.S. Cl. **D13/170; D13/177**

[58] Field of Search **D13/158, 169,
D13/170, 173, 174, 177; D8/350, 353;
200/5 R, 5 A, 547-552**

[56] **References Cited**

U.S. PATENT DOCUMENTS

D. 307,743 5/1990 Pierce et al. D13/170

D. 312,611 12/1990 Watson et al. D13/158
D. 314,184 1/1991 Mongeau D13/170
D. 351,139 10/1994 Ko D13/162
5,338,910 8/1994 Tsai 200/547

Primary Examiner—A. Hugo Word
Assistant Examiner—Lavone D. Tabor
Attorney, Agent, or Firm—Paul J. Sutton

[57] **CLAIM**

The ornamental design for a faceplate for a dual fan/light controller housing, as shown and described.

DESCRIPTION

FIG. 1 is a perspective view of a faceplate for a dual fan/light controller housing showing our new design with the broken line showing of a housing being for illustrative purposes only and forming no part of the claimed design; FIG. 2 is a top plan view of the faceplate of FIG. 1; FIG. 3 is a side view of the housing of FIG. 1; FIG. 4 is a bottom plan view of the faceplate of FIG. 1; and, FIG. 5 is an end view of the faceplate of FIG. 1. Opposing sides and ends are mirror images of each other.

1 Claim, 2 Drawing Sheets

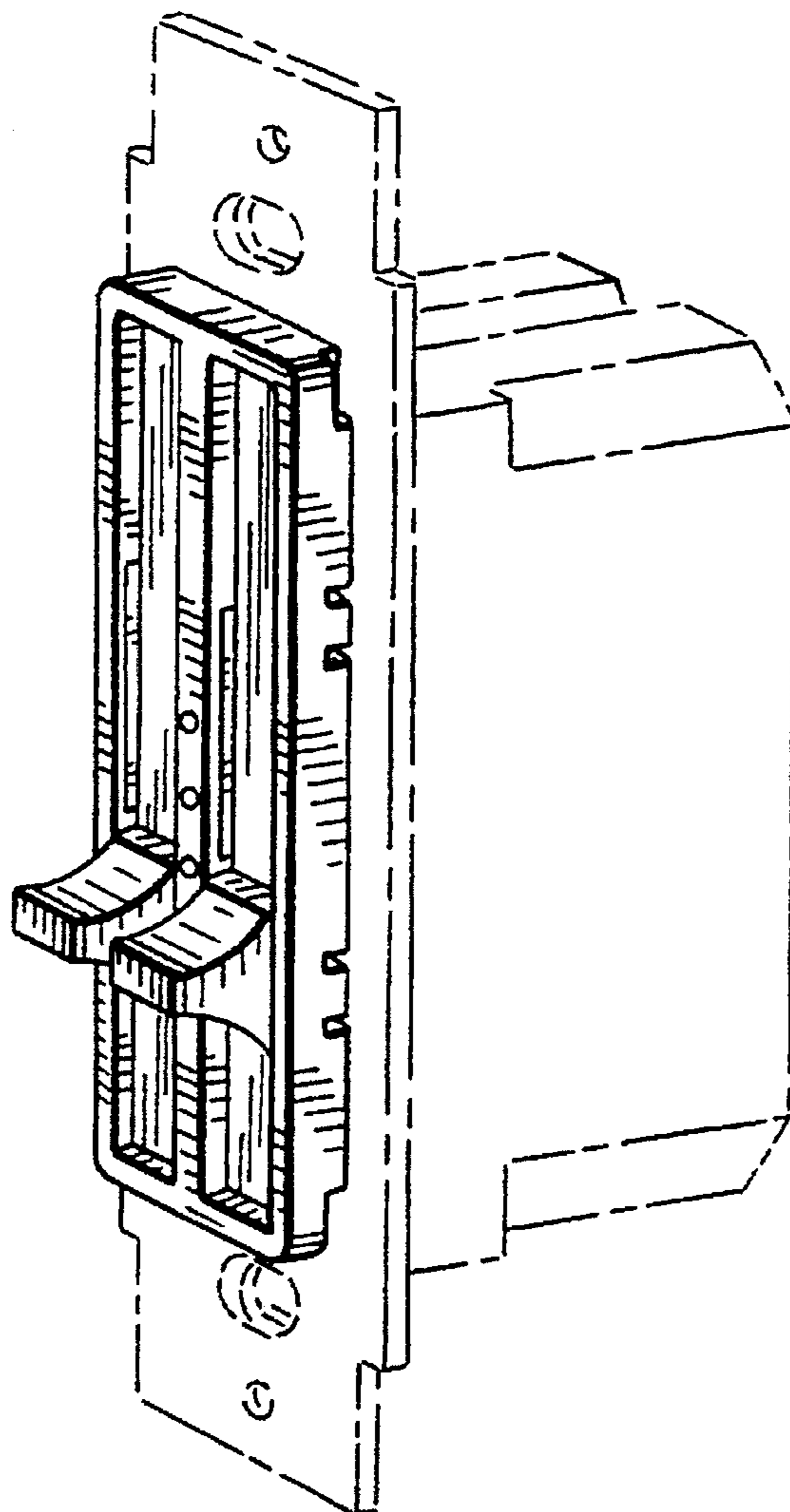


FIG. 1

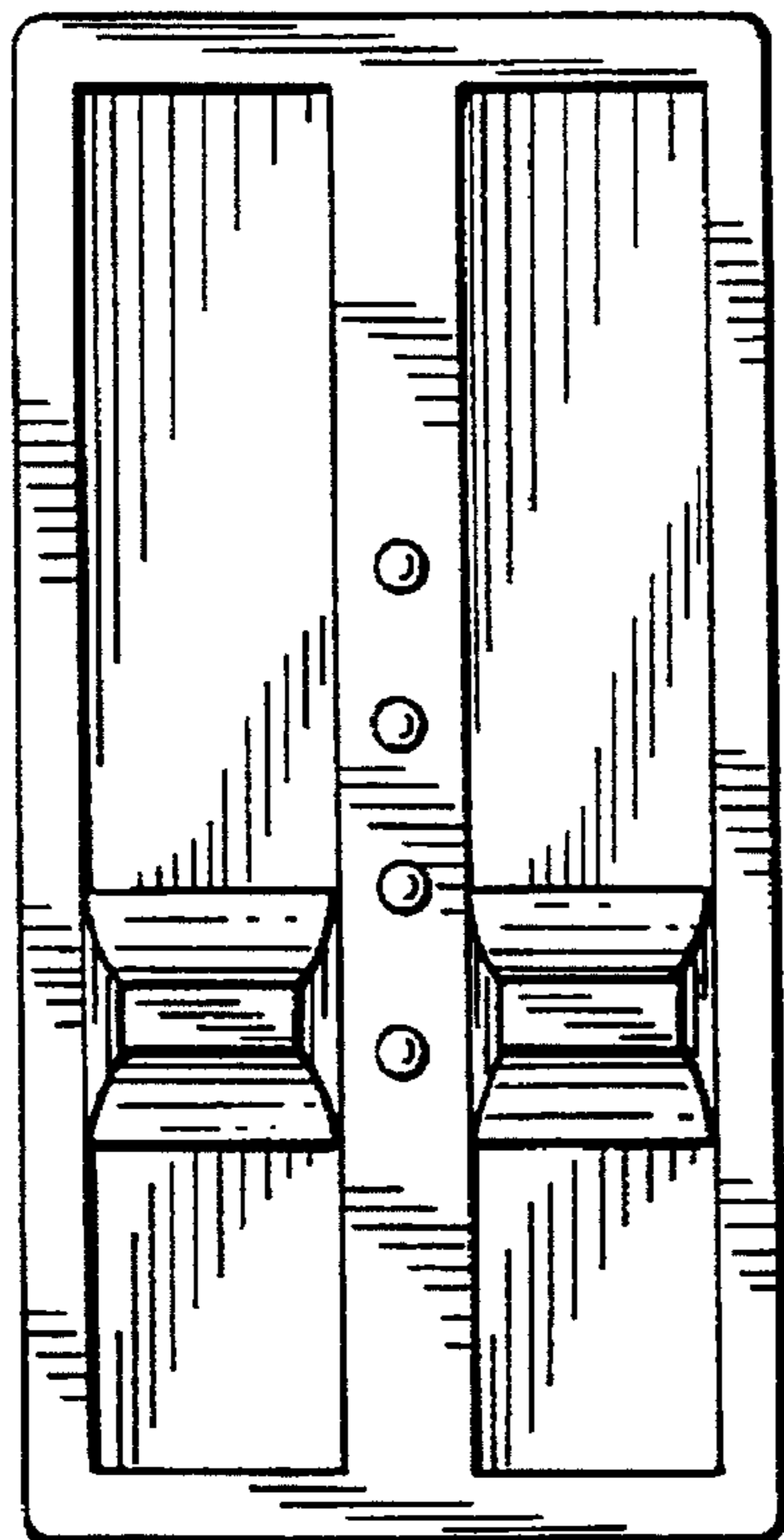
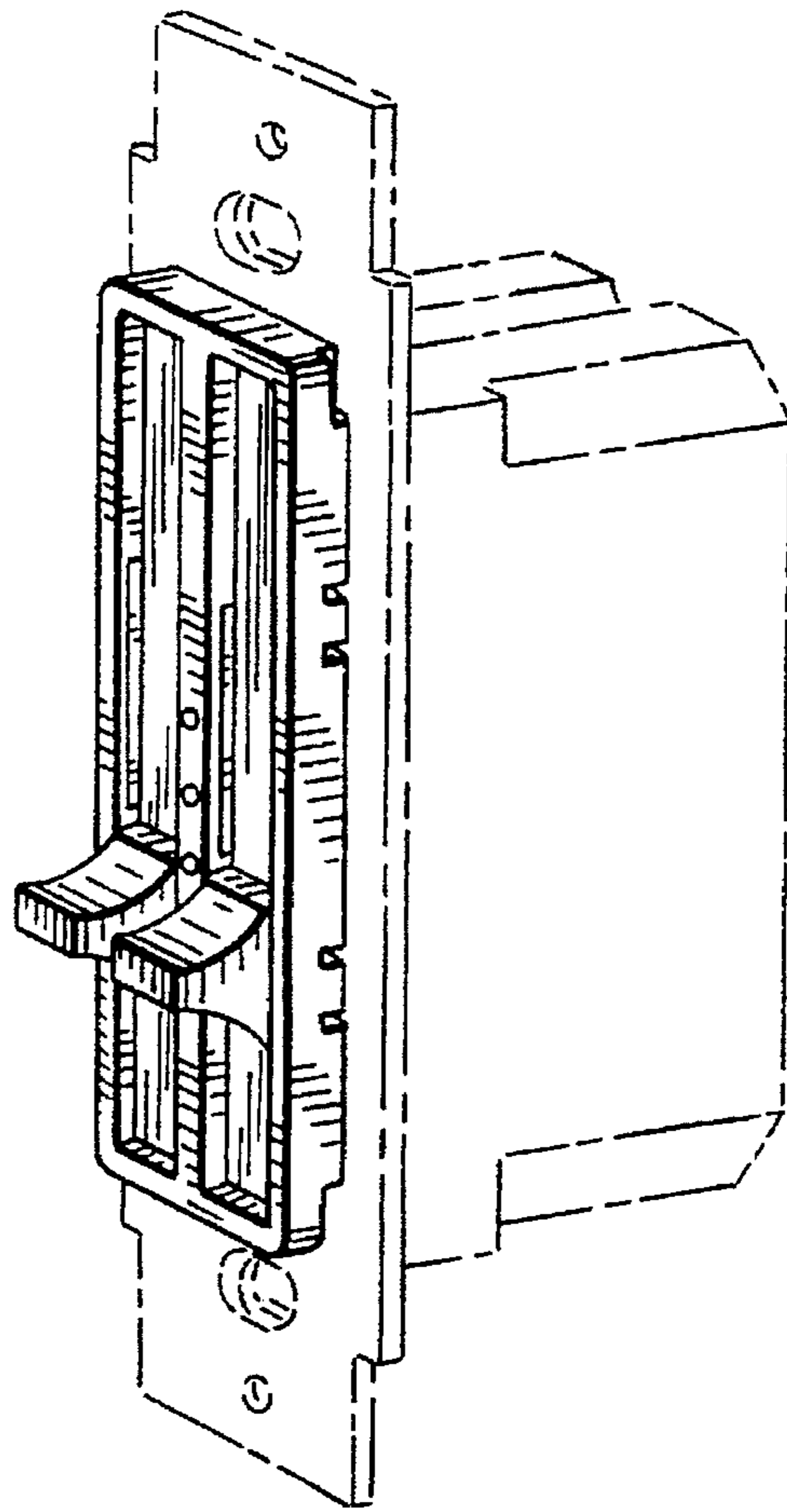


FIG. 2

FIG. 3

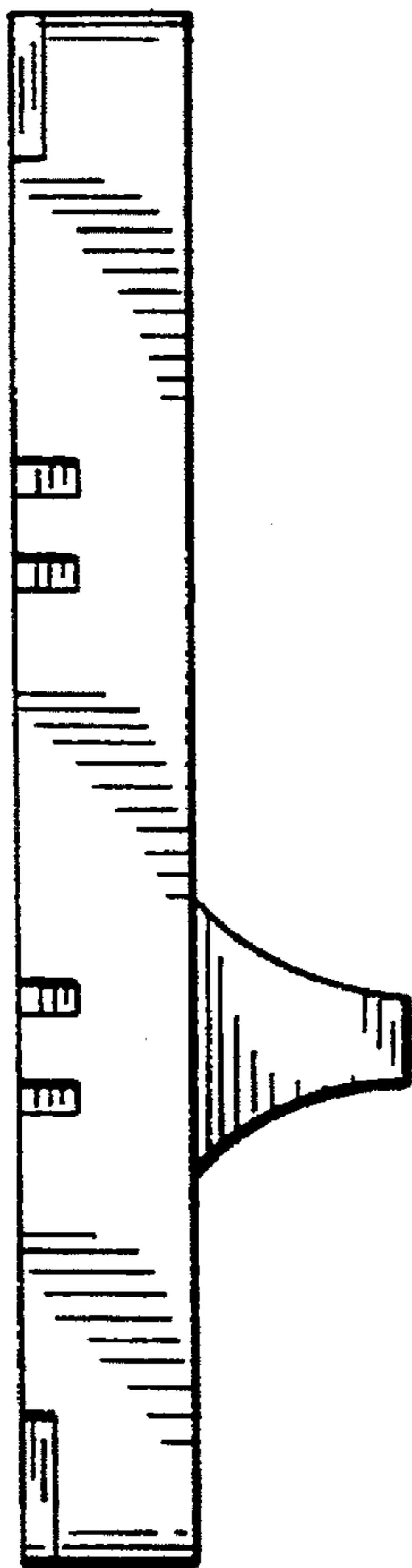


FIG. 4




FIG. 5

