



US00D380431S

United States Patent [19]

Brown et al.

[11] Patent Number: **Des. 380,431**

[45] Date of Patent: ****Jul. 1, 1997**

[54] **CUSTOM WHEEL**

[76] Inventors: **Larry P. Brown**, 274 W. Los Flores Dr., Altadena, Calif. 91001; **Frederick D. Brown**, 3732 S. Dalton Ave., Los Angeles, Calif. 90018

[**] Term: **14 Years**

[21] Appl. No.: **51,137**

[22] Filed: **Mar. 4, 1996**

[51] LOC (6) Cl. **12-16**

[52] U.S. Cl. **D12/209**

[58] Field of Search D12/204-212;
301/64.1, 65, 63.1

D. 363,910 11/1995 Chung D12/209
D. 364,843 12/1995 Hale, Jr. D12/209
D. 366,641 1/1996 Neeper D12/209

OTHER PUBLICATIONS

Custom Wheel & Tire Style Guide, 1993, p. 45, see item P. 279 and P. 229; and p. 20, see item DP Euro.

Primary Examiner—James Gandy
Assistant Examiner—Stacia Sinuik
Attorney, Agent, or Firm—Lyon & Lyon

[57] CLAIM

The ornamental design for a custom wheel, as shown and described.

DESCRIPTION

FIG. 1 is a front elevational view thereof; and, FIG. 2 is a side sectional view thereof taken along line 2—2 in FIG. 1.

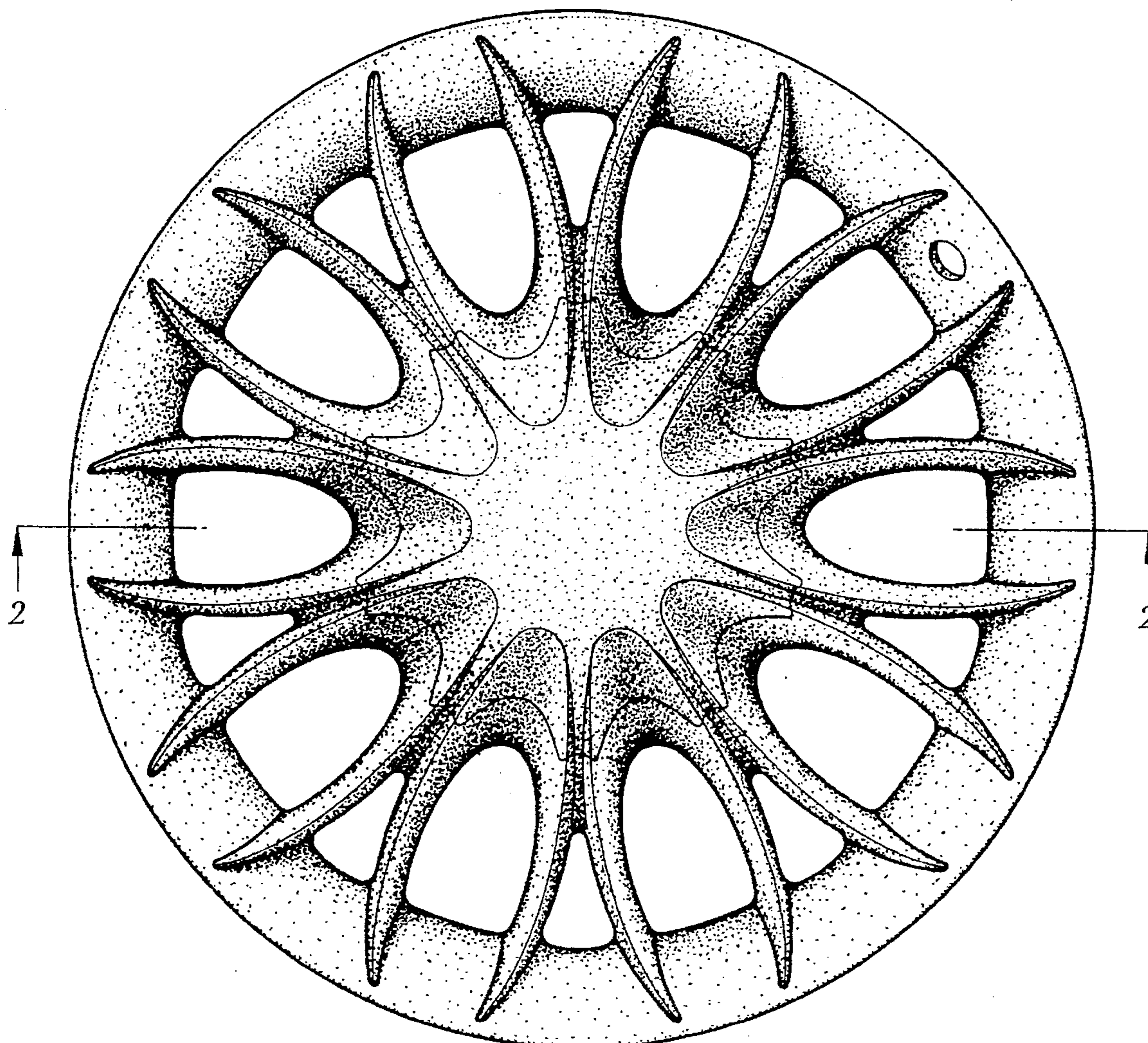
The rear of the wheel forms no part of the claimed design.

1 Claim, 1 Drawing Sheet

[56] References Cited

U.S. PATENT DOCUMENTS

D. 91,456 2/1934 Eksbergian et al. D12/209
D. 339,561 9/1993 Maiworm et al. D12/211
D. 351,821 10/1994 Oka D12/209



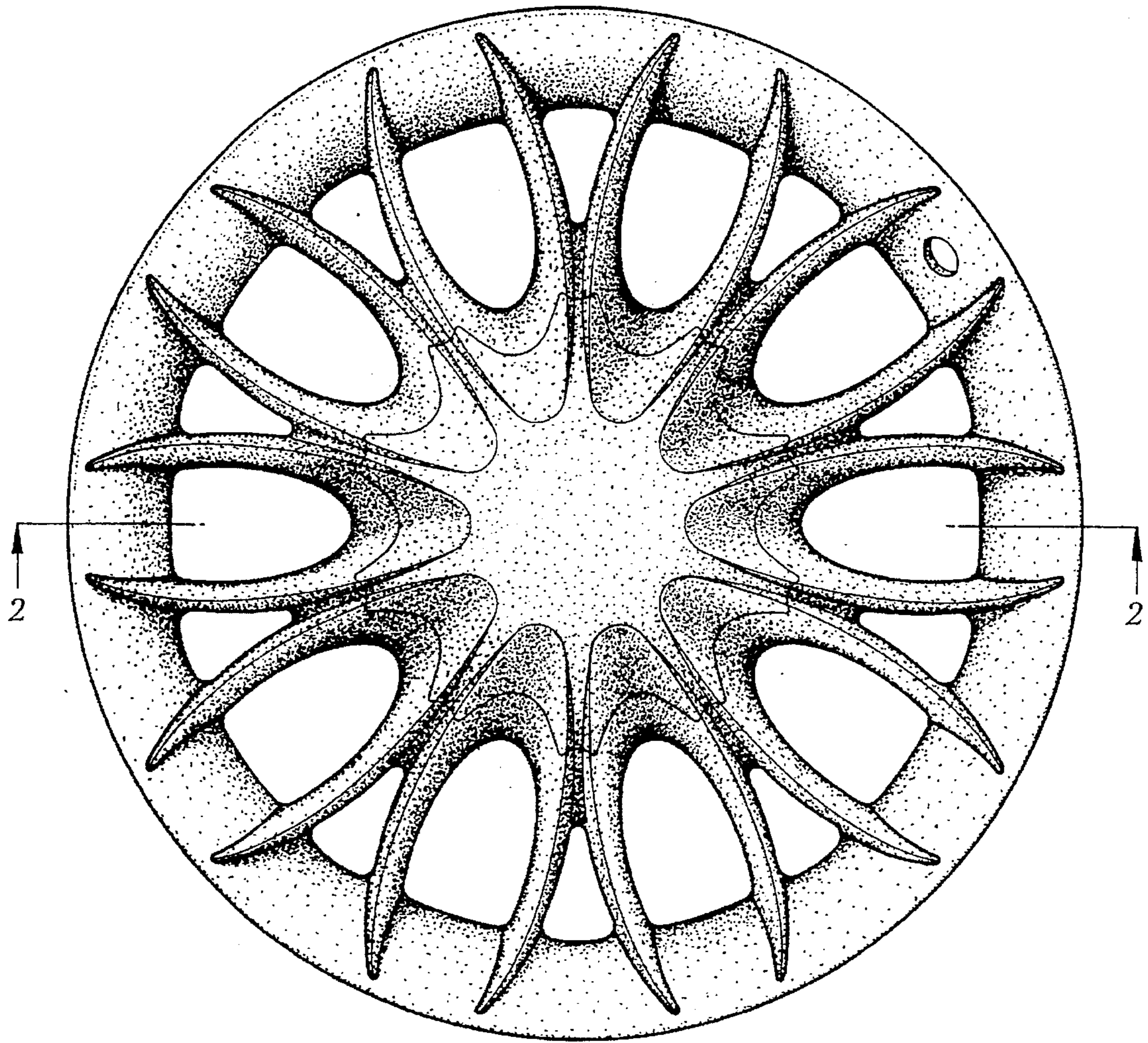


Fig. 1

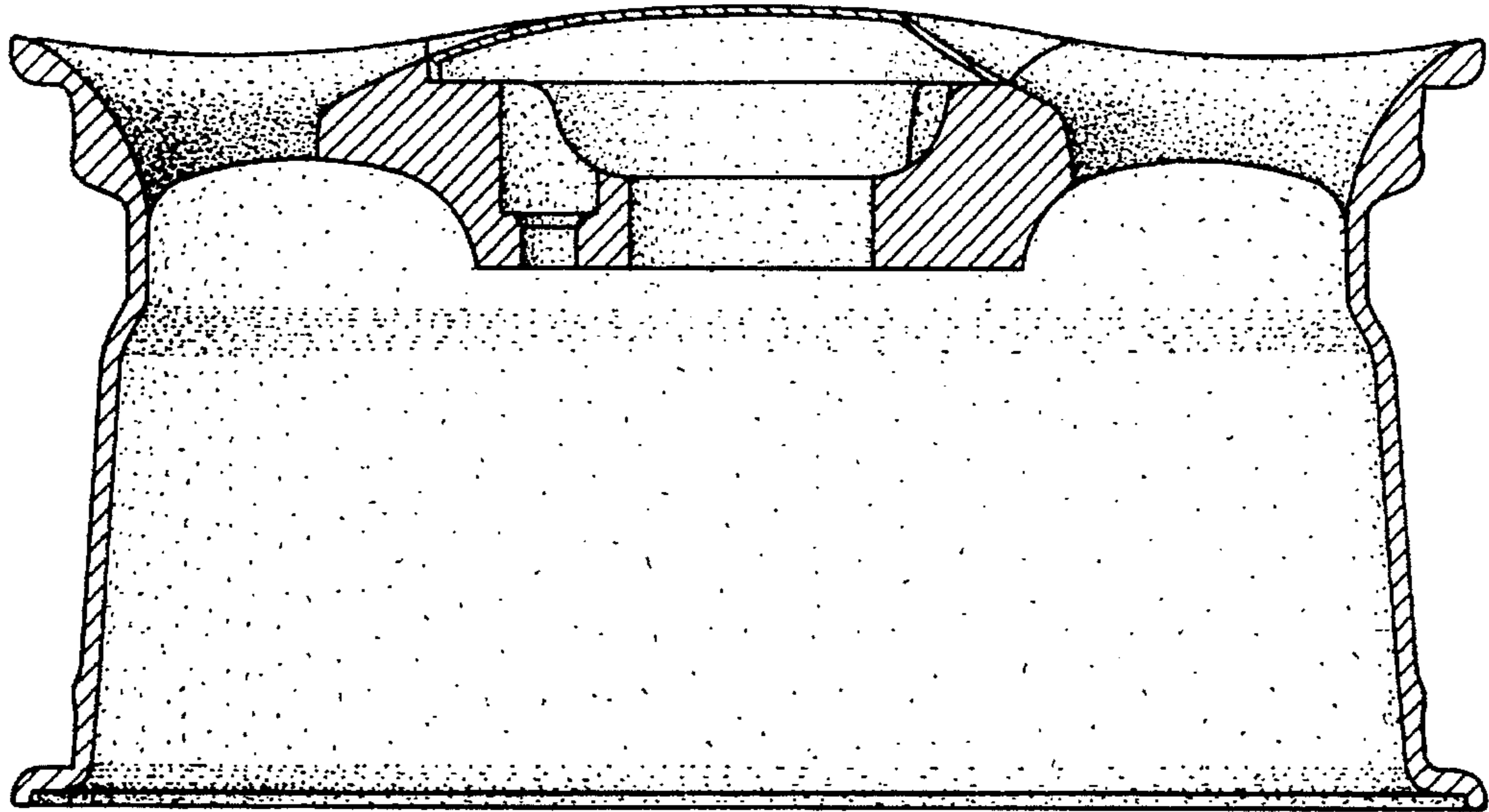


Fig. 2