



US00D380427S

United States Patent [19]
Hubbell, Jr.

[11] **Patent Number: Des. 380,427**

[45] **Date of Patent: **Jul. 1, 1997**

[54] **TIRE TREAD**

[75] Inventor: **David Ray Hubbell, Jr.**, Hartville, Ohio

[73] Assignee: **The Goodyear Tire & Rubber Company**, Akron, Ohio

[**] Term: **14 Years**

[21] Appl. No.: **49,102**

[22] Filed: **Jan. 17, 1996**

[51] LOC (6) Cl. **12-15**

[52] U.S. Cl. **D12/147**

[58] Field of Search **D12/141-143, D12/146-148; 152/209 R, 209 D**

[56] **References Cited**

U.S. PATENT DOCUMENTS

- D. 280,090 8/1985 Graas .
- D. 283,501 4/1986 Hitzky .
- D. 310,803 9/1990 Hasegawa D12/147
- D. 329,218 9/1992 Ohtsu .
- D. 334,360 3/1993 Graas et al. .
- D. 342,047 12/1993 Takahashi .
- D. 346,350 4/1994 Himuro et al. D12/147
- D. 366,018 1/1996 Krupa et al. D12/147
- D. 368,685 4/1996 McKisson D12/146
- D. 370,443 6/1996 Lissan et al. D12/147
- 4,986,324 1/1991 Suzuki et al. .
- 5,269,357 12/1993 Killian .
- 5,373,882 12/1994 Nakagawa .

FOREIGN PATENT DOCUMENTS

M9404599 10/1994 Germany .

OTHER PUBLICATIONS

Co-Pending Application, Docket #95186A, Andrew Arpad Kunos, et al., Filed Jan. 17, 1996, Application Serial Number 29/049,641.

Co-Pending Application, Docket #DN1996-014, David Ray Hubbell, et al., Filed Jan. 17, 1996, Application Serial Number 08/588,034.

Atlas Pinnacle TE tire, *1995 Tread Design Guide*, p. 9, top row, center.

Primary Examiner—James Gandy

Assistant Examiner—R. Spear

Attorney, Agent, or Firm—T. P. Lewandowski

[57] **CLAIM**

The ornamental design for a tire tread, as shown and described.

DESCRIPTION

FIG. 1 is a perspective view of a tire tread, it being understood that the tread pattern repeats uniformly throughout the circumference of the tire;

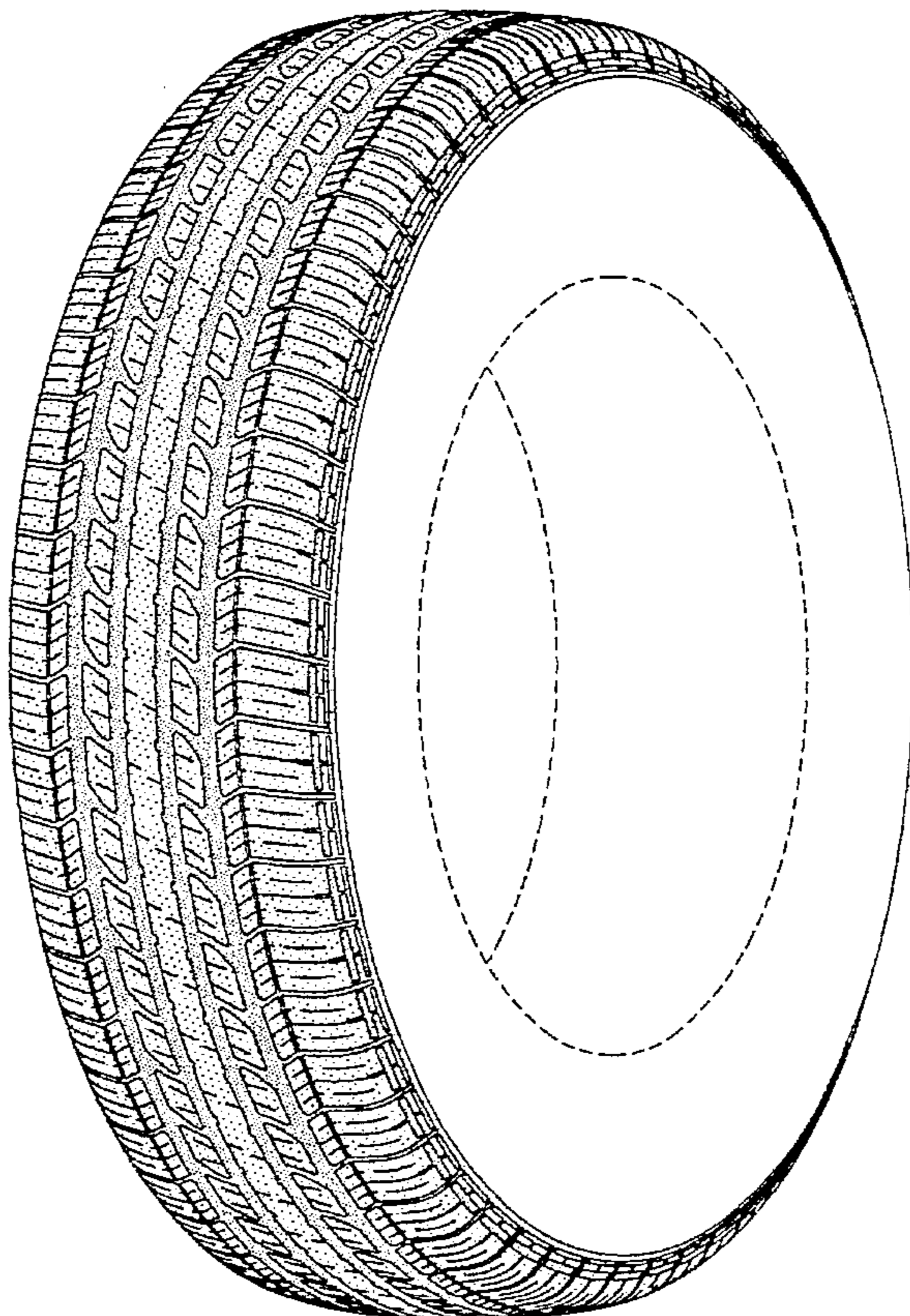
FIG. 2 is a front elevational view thereof;

FIG. 3 is a side elevational view thereof, the opposite side elevational view being identical thereto; and,

FIG. 4 is an enlarged fragmentary front view thereof.

The broken line showing of the tire sidewall in the drawings is for illustrative purposes only and forms no part of the claimed design.

1 Claim, 4 Drawing Sheets



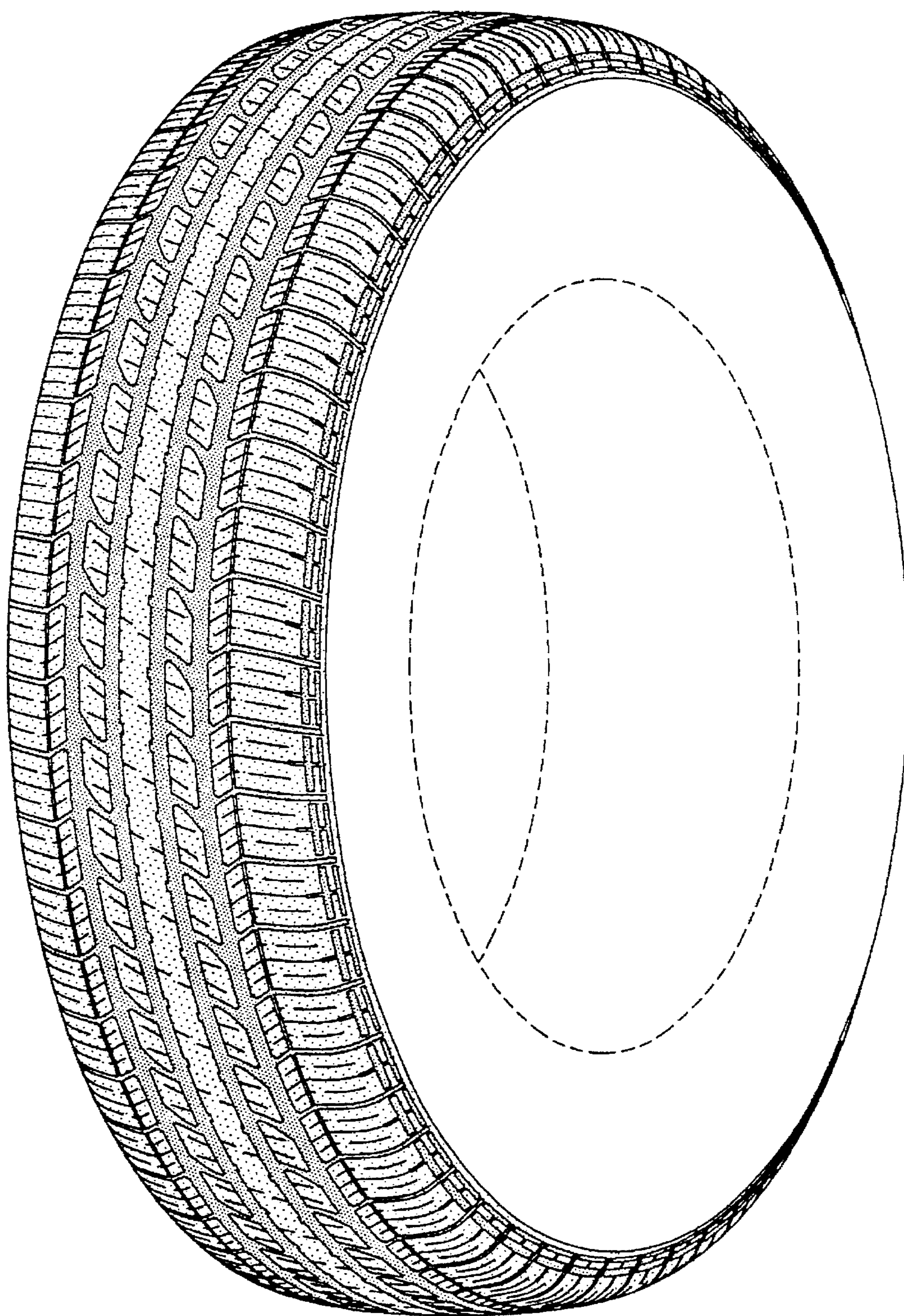


FIG-1

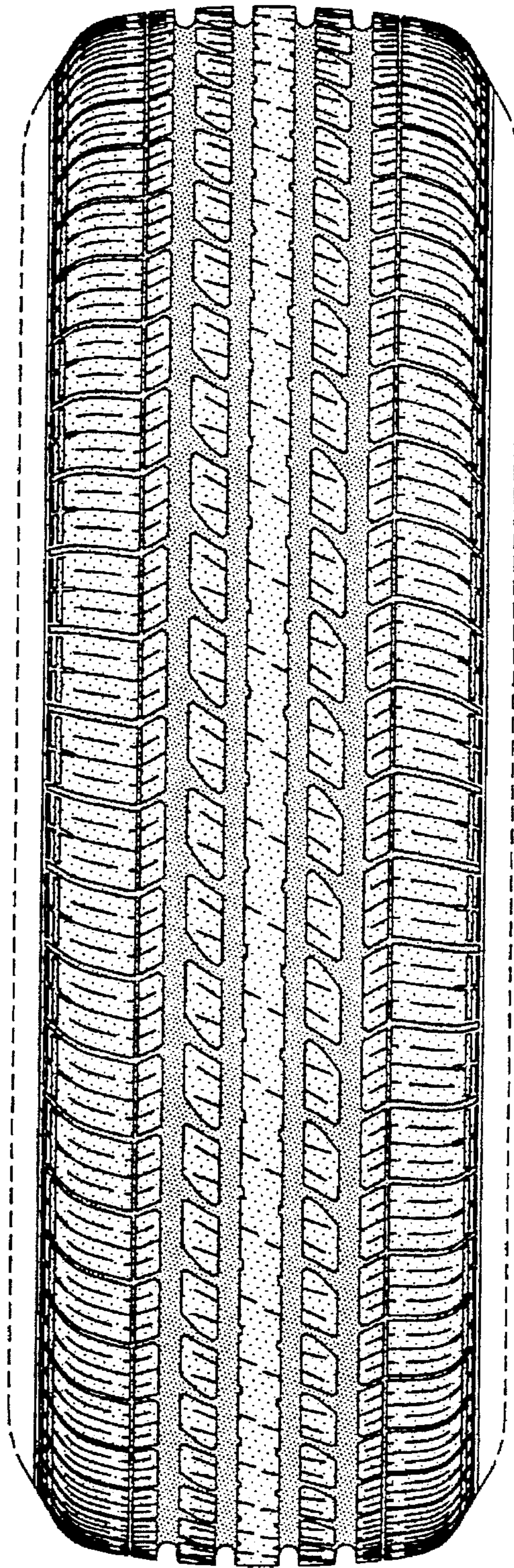


FIG-2

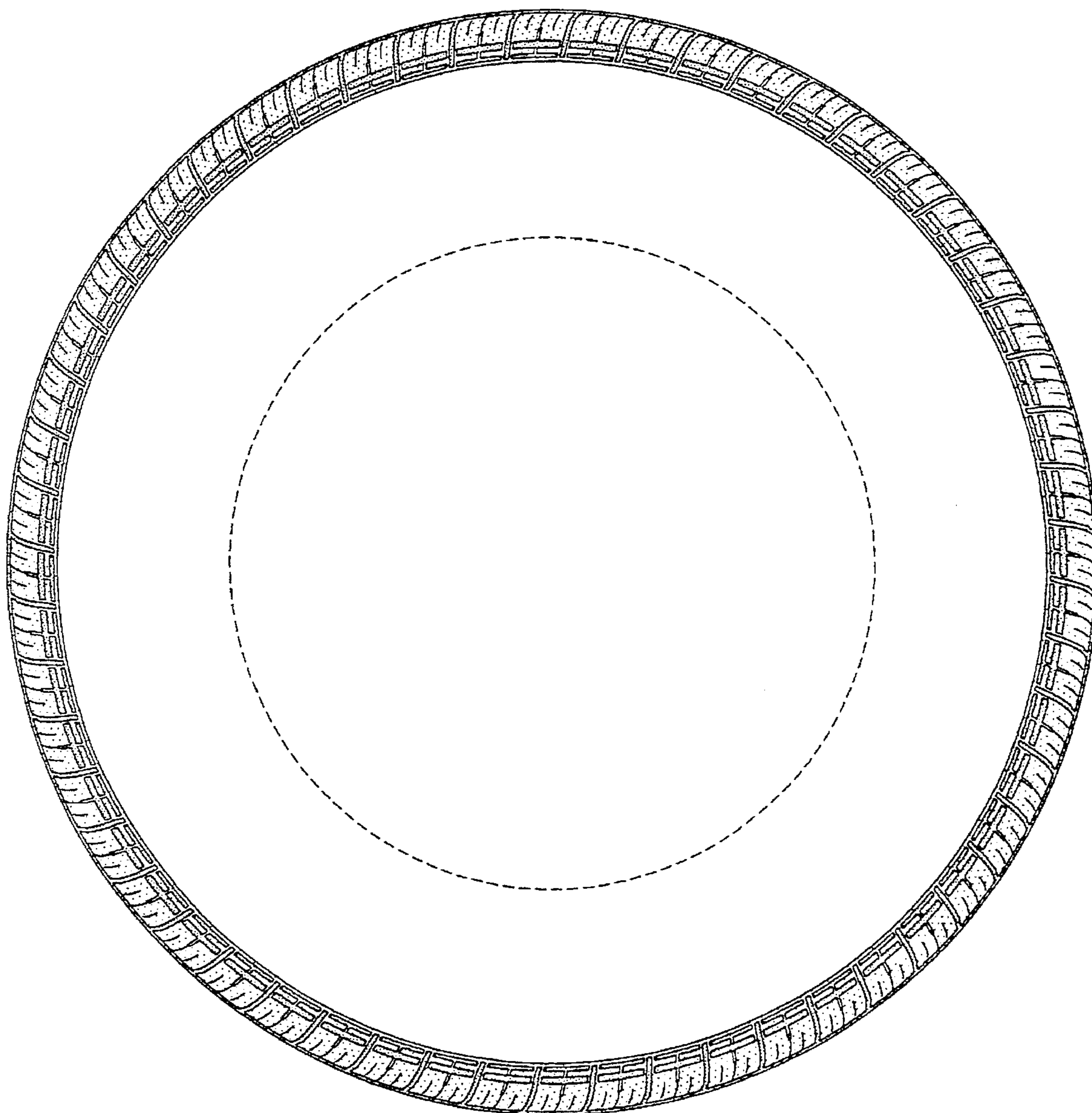


FIG-3

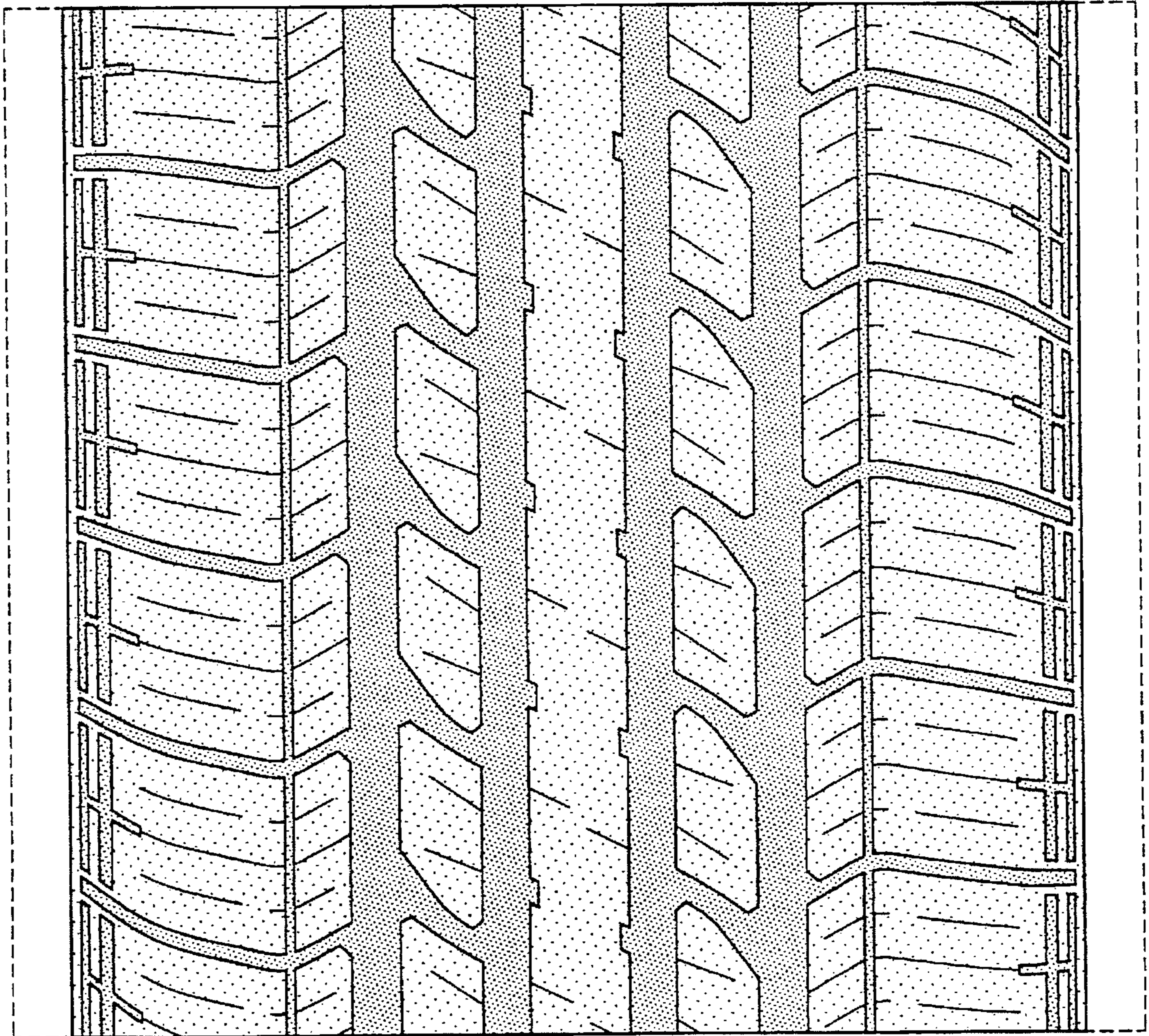


FIG-4