



US00D380404S

# United States Patent [19]

[11] Patent Number: **Des. 380,404**

Rozenwasser

[45] Date of Patent: **\*\*Jul. 1, 1997**

[54] **JEWELRY CHAIN**

[76] Inventor: **David Rozenwasser**, 26 Har Dafna Street, Savion, Israel

[\*\*] Term: **14 Years**

[21] Appl. No.: **48,787**

[22] Filed: **Dec. 19, 1995**

[30] **Foreign Application Priority Data**

Jun. 21, 1995 [IL] Israel ..... 24595

[51] LOC (6) Cl. .... **11-01**

[52] U.S. Cl. .... **D11/17**

[58] Field of Search ..... D11/1-25, 37-39, D11/93, 94; 63/1.1-1.2, 12-13, 14.1, 4, 5; 59/79.3, 80, 82, 90, 3

[56] **References Cited**

**U.S. PATENT DOCUMENTS**

D. 343,137	1/1994	Rozenwasser	.....	D11/17
D. 343,138	1/1994	Rozenwasser	.....	D11/17
D. 343,371	1/1994	Rozenwasser	.....	D11/17
D. 346,131	4/1994	Chiaramonti et al.	.....	D11/13
1,280,087	9/1918	Reitz	.....	D11/13
1,623,172	4/1927	Emrick	.....	59/83
2,140,491	12/1938	Biedermann	.....	D11/13

*Primary Examiner*—Ralf Seifert  
*Attorney, Agent, or Firm*—Helfgott & Karas, PC.

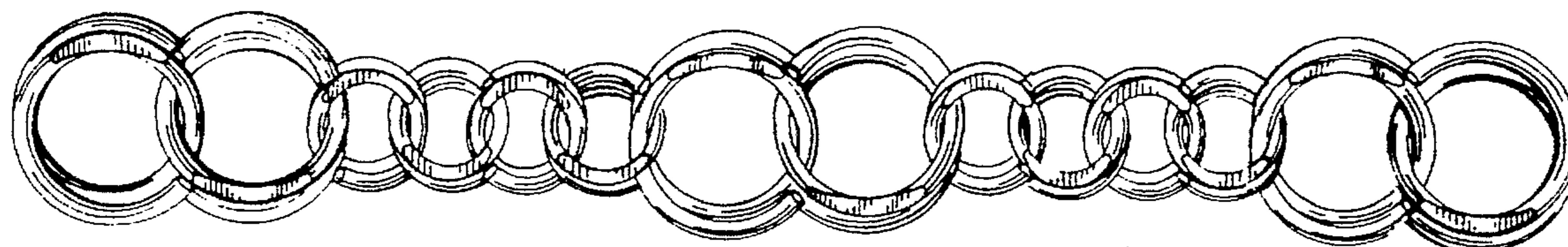
[57] **CLAIM**

The ornamental design for a jewelry chain, as shown and described.

**DESCRIPTION**

FIG. 1 is a top view of a first embodiment of my design;  
 FIG. 2 is a side view thereof;  
 FIG. 3 is a left end view thereof;  
 FIG. 4 is a right end view thereof;  
 FIG. 5 is a top view of a second embodiment thereof;  
 FIG. 6 is a side view thereof;  
 FIG. 7 is a left end view thereof;  
 FIG. 8 is a right end view thereof;  
 FIG. 9 is a top view of a third embodiment thereof;  
 FIG. 10 is a side view thereof;  
 FIG. 11 is a left end view thereof;  
 FIG. 12 is a right end view thereof;  
 FIG. 13 is a top view of a fourth embodiment thereof;  
 FIG. 14 is a side view thereof;  
 FIG. 15 is a left end view thereof;  
 FIG. 16 is a right end view thereof;  
 FIG. 17 is a top view of a fifth embodiment thereof;  
 FIG. 18 is a side view thereof;  
 FIG. 19 is a left end view thereof;  
 FIG. 20 is a right end view thereof;  
 FIG. 21 is a top view of a sixth embodiment thereof;  
 FIG. 22 is a side view thereof;  
 FIG. 23 is a left end view thereof; and,  
 FIG. 24 is a right end view thereof.

**1 Claim, 6 Drawing Sheets**



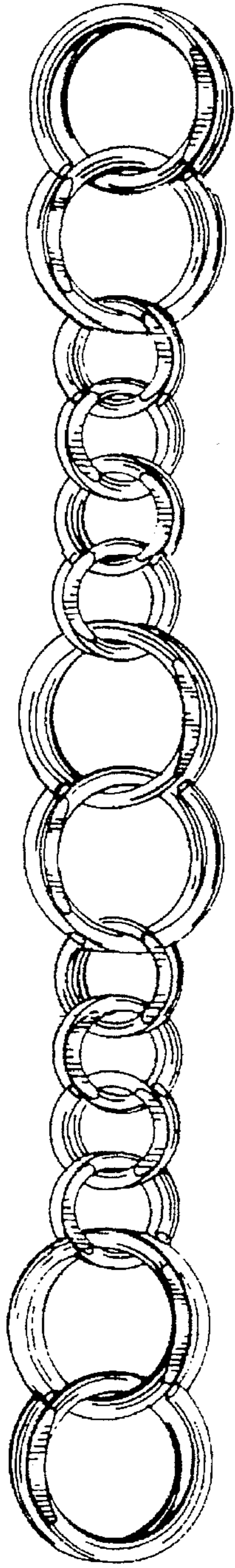


FIG. 1



FIG. 2



FIG. 3



FIG. 4

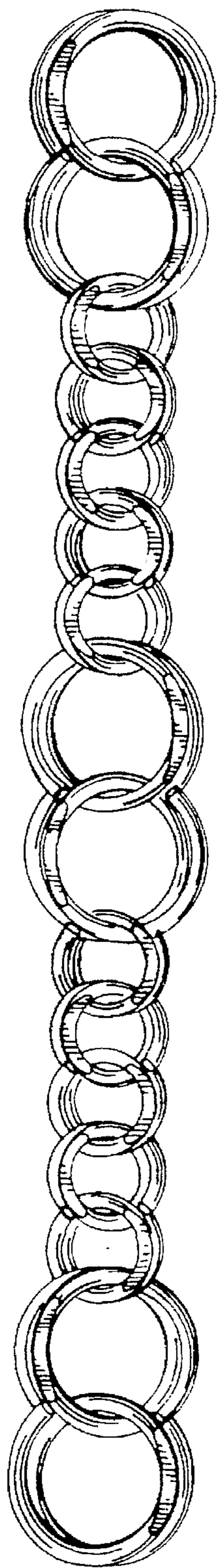


FIG. 5



FIG. 6



FIG. 7



FIG. 8



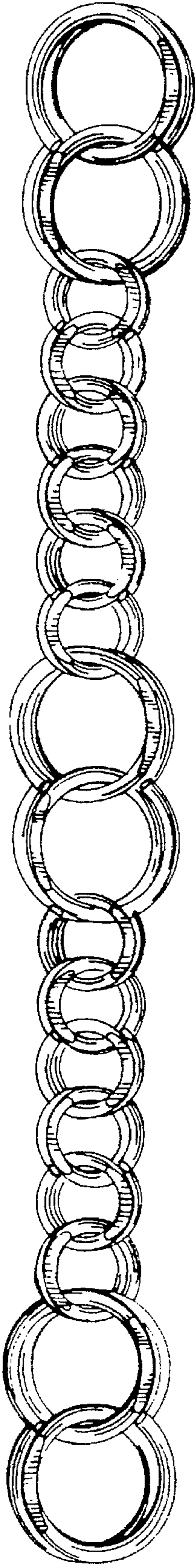


FIG. 9



FIG. 10



FIG. 11



FIG. 12

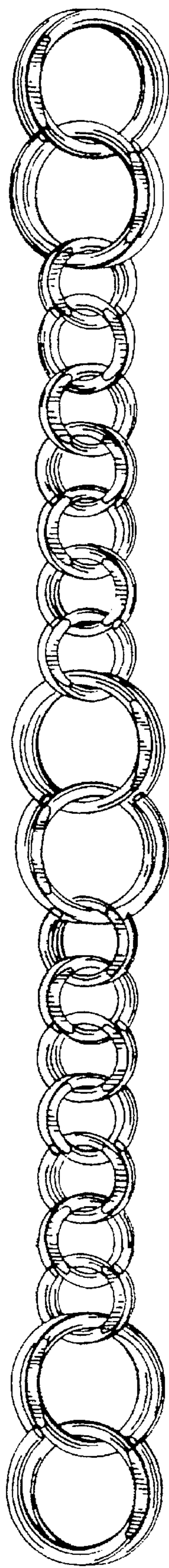


FIG. 13



FIG. 14



FIG. 15



FIG. 16

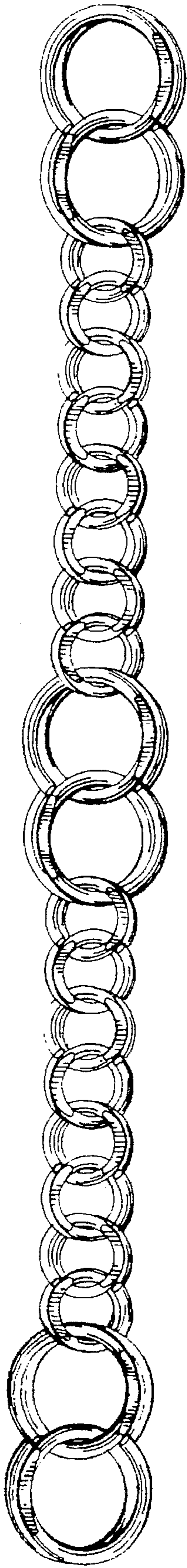


FIG. 17



FIG. 18



FIG. 19



FIG. 20



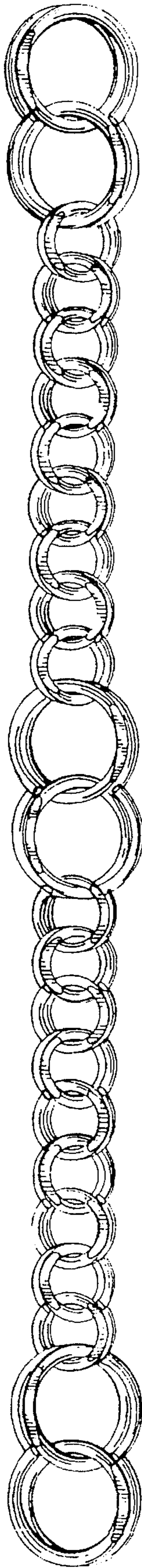


FIG. 21



FIG. 22



FIG. 23



FIG. 24