



US00D380403S

United States Patent [19]

[11] Patent Number: **Des. 380,403**

Svarnias et al.

[45] Date of Patent: ****Jul. 1, 1997**

[54] **ELECTRICAL TIMER DIAL**

D. 265,553	7/1982	Joss	D10/40
D. 325,175	4/1992	Tinz	D10/40
D. 352,472	11/1994	Chen	D10/40
2,545,617	3/1951	Kaefer	D10/40 X

[75] Inventors: **Ted N. Svarnias**, Arlington Heights, Ill.; **Gregory S. Breiding**; **Ronald M. Gage**, both of Columbus, Ohio

OTHER PUBLICATIONS

[73] Assignee: **Intermatic, Inc.**, Spring Grove, Ill.

“More Power To You” catalogue, (selected 12 pp. showing timers), by Intermatic Incorporated, 1994.

[**] Term: **14 Years**

Primary Examiner—Nelson C. Holtje
Attorney, Agent, or Firm—Brinks Hofer Gilson & Lione

[21] Appl. No.: **46,521**

[57] **CLAIM**

[22] Filed: **Nov. 17, 1995**

The ornamental design for an electrical timer dial, as shown.

[51] LOC (6) Cl. **10-03**

[52] U.S. Cl. **D10/126**

DESCRIPTION

[58] Field of Search D10/1-40, 122-132; 368/97-100, 107-121, 276-277, 285, 316, 317; 200/33 R, 38 R, 38 CA, 38 B, 38 D, 38 FB, 38 PA


FIG. 1 is a front view of an electrical timer dial showing our new design;
FIG. 2 is a side view thereof;
FIG. 3 is a top view thereof;
FIG. 4 is a bottom view thereof; and,
FIG. 5 is a rear plan view thereof.

[56] **References Cited**

U.S. PATENT DOCUMENTS

D. 210,474 3/1968 Milley D10/40

1 Claim, 2 Drawing Sheets



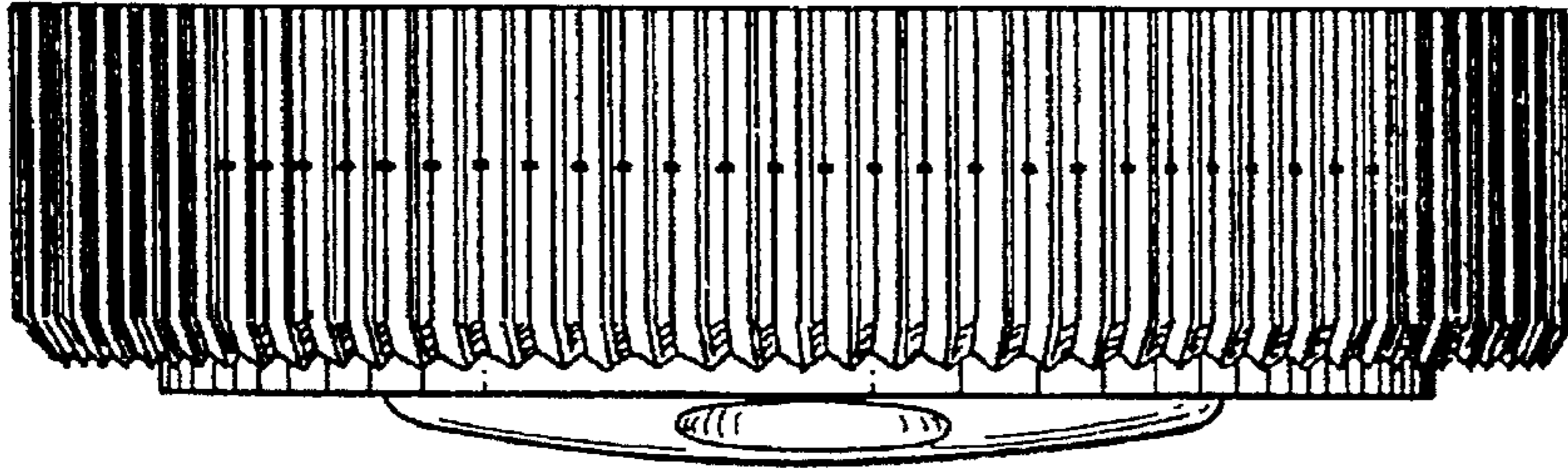


Fig. 3




Fig. 1

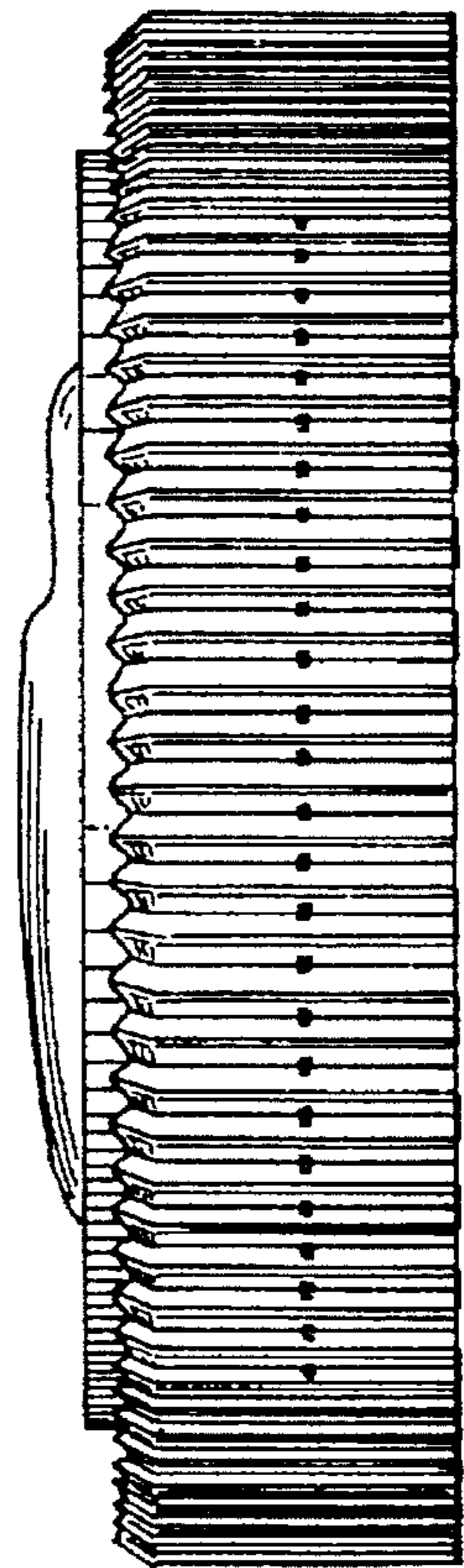


Fig. 2

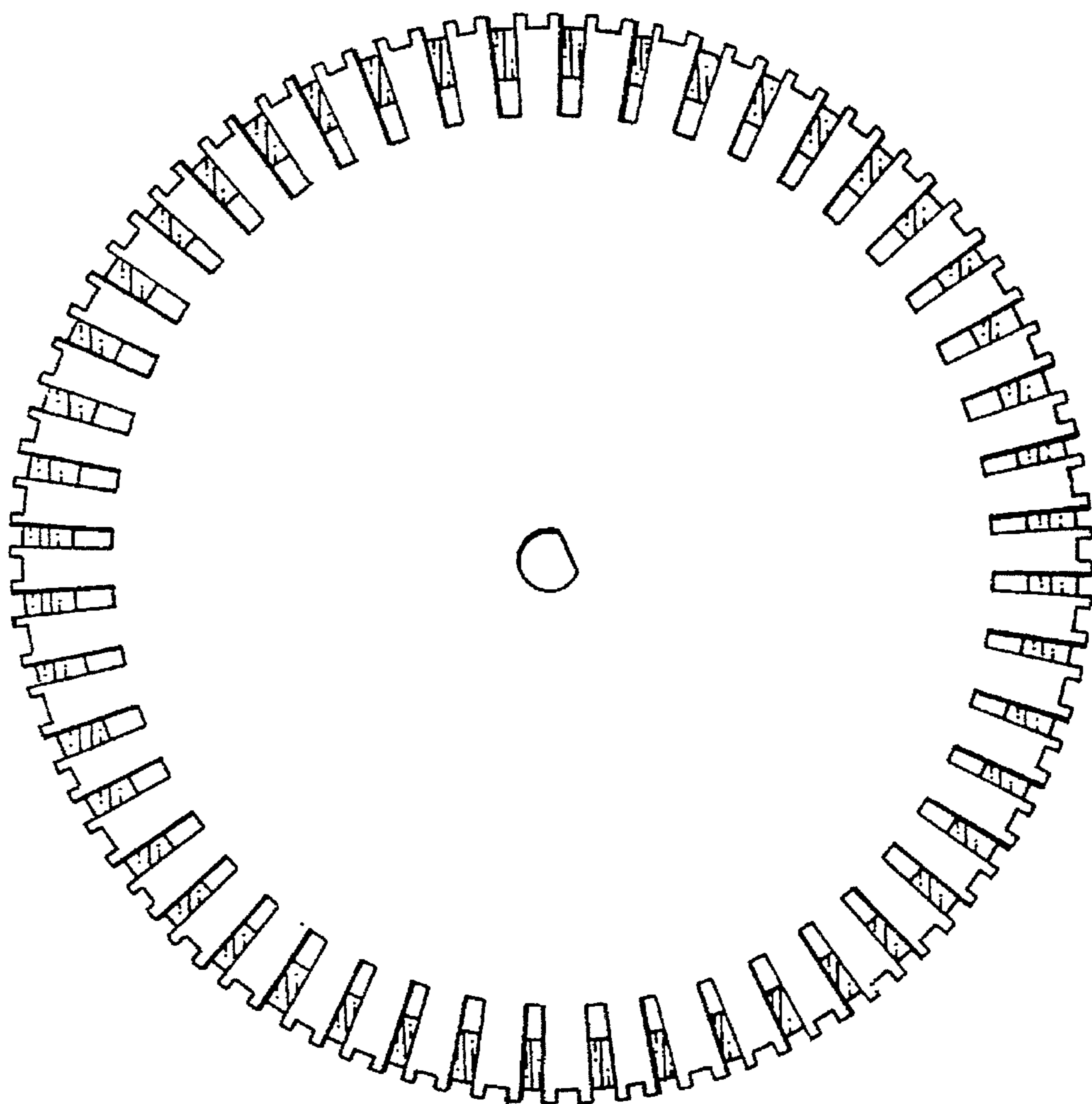


Fig. 5

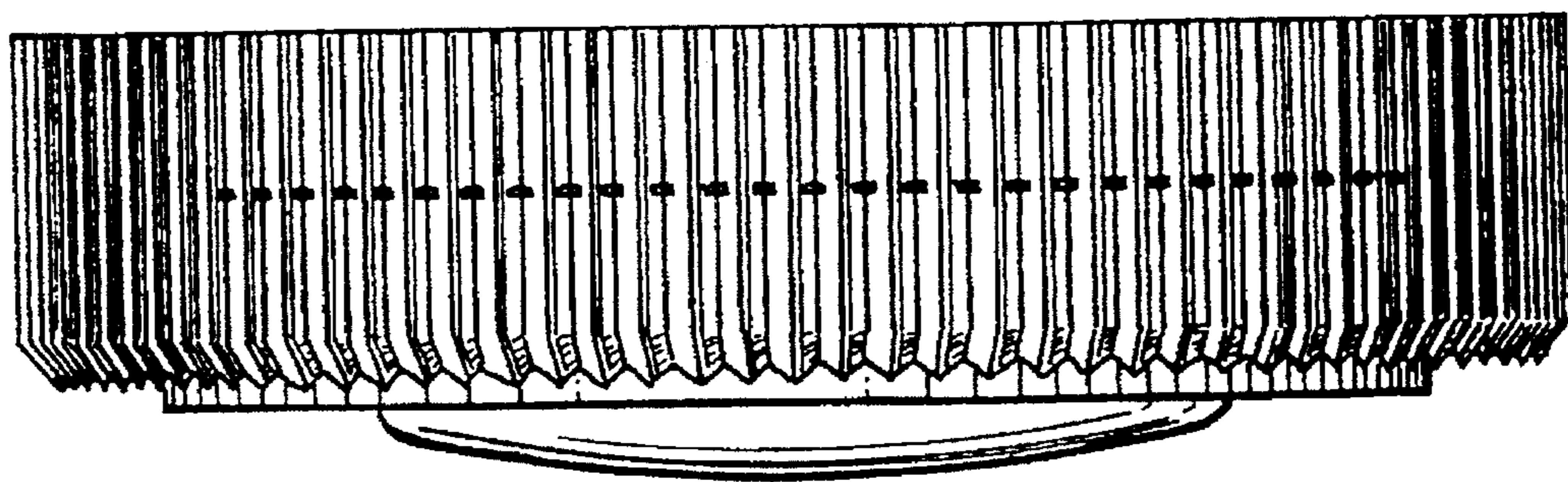


Fig. 4