



US00D380398S

**United States Patent** [19]  
**Randolph**

[11] **Patent Number: Des. 380,398**

[45] **Date of Patent: \*\*Jul. 1, 1997**

[54] **GAME CARD**

[75] **Inventor: Keith Randolph, Edmonton, Canada**

[73] **Assignee: Karand Sales & Marketing a div. of Professional Accounting Services Ltd., Edmonton, Canada**

[\*\*] **Term: 14 Years**

[21] **Appl. No.: 46,137**

[22] **Filed: Nov. 7, 1995**

[51] **LOC (6) Cl. .... 21-01**

[52] **U.S. Cl. .... D10/46.1**

[58] **Field of Search .... D10/46.1, 46; D21/15, 34, 121; 273/281, 287, 176 L, 292; 116/222-225; 235/90**

[56] **References Cited**

**U.S. PATENT DOCUMENTS**

D. 283,231 4/1986 Bradenburger ..... D10/46.1 X

1,825,673 10/1931 Latimer ..... 235/90 X  
1,878,629 9/1932 Furey et al. .... 116/22 X  
2,013,958 9/1935 Hughes ..... 235/90 X  
2,492,378 12/1949 Conlon ..... 116/225  
3,841,260 10/1974 Sharp et al. .... 235/90 X  
4,331,425 5/1982 Davis, Jr. .... D10/46.1 X

*Primary Examiner*—Prabhakar G. Deshmukh  
*Attorney, Agent, or Firm*—George A. Seaby


[57] **CLAIM**

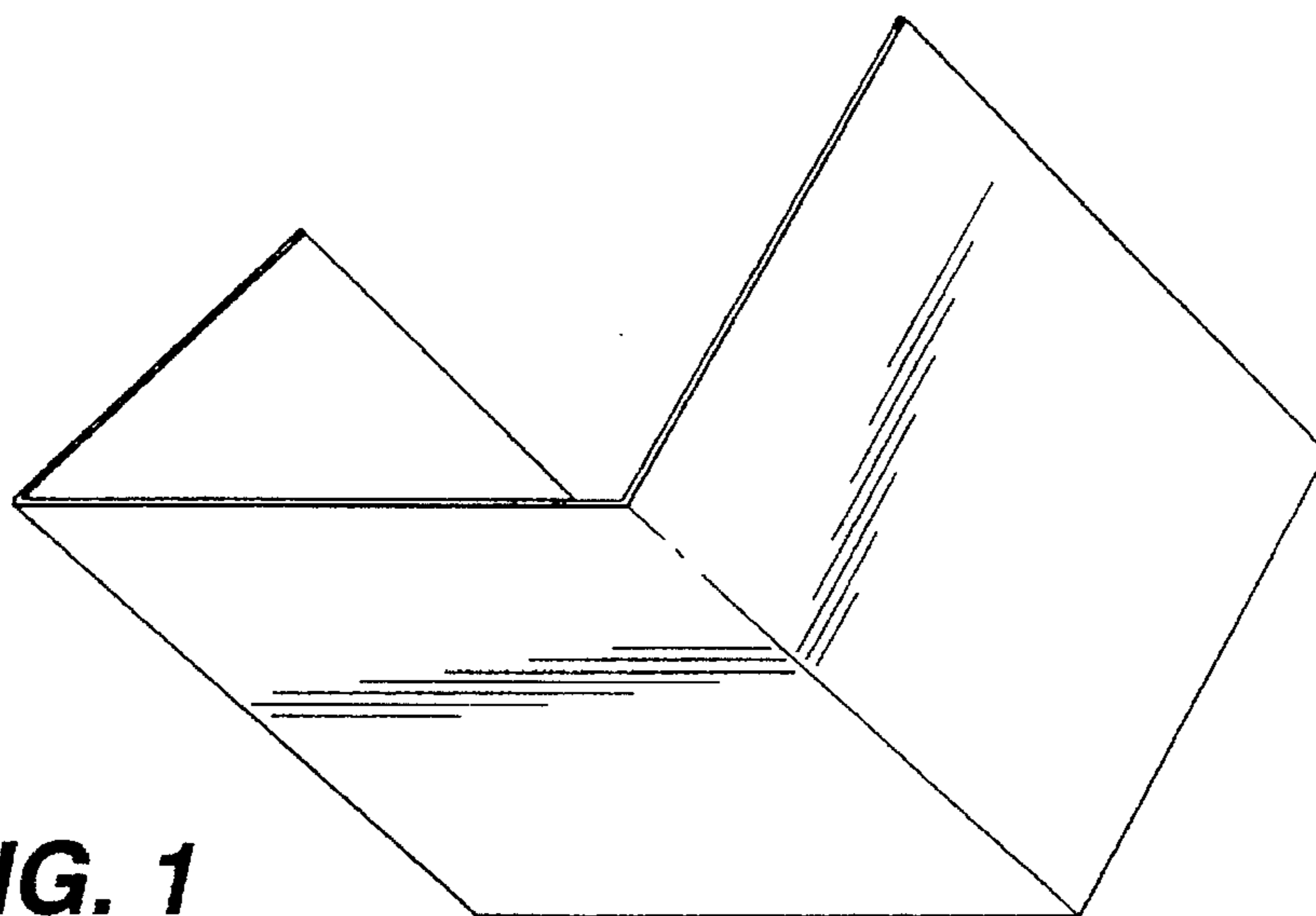
The ornamental design for a game card, as shown and described.

**DESCRIPTION**

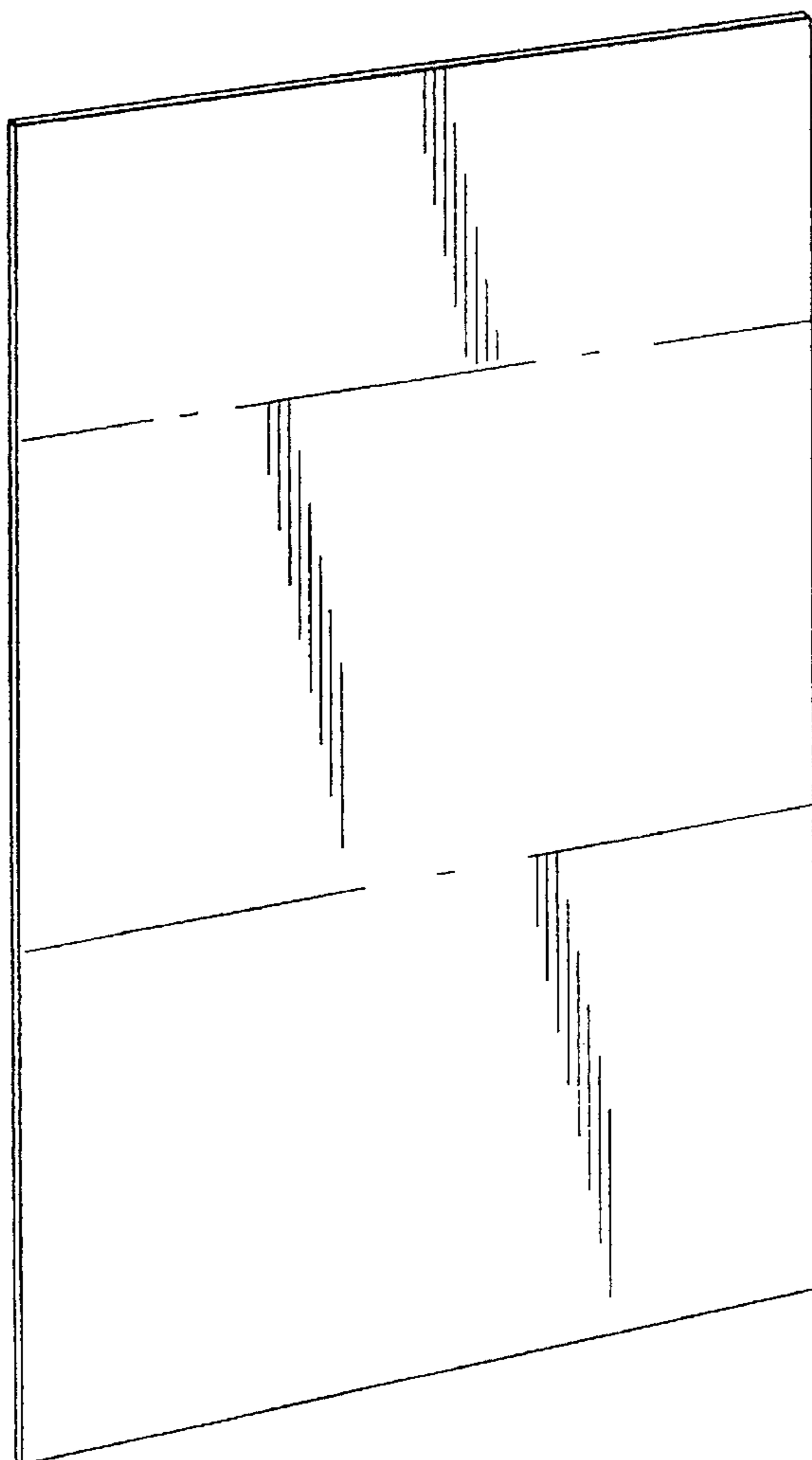
FIG. 1 is a rear perspective view of a game card showing my new design; shown in partially open condition;  
FIG. 2 is a rear elevational view thereof; in fully open condition; and,  
FIG. 3 is a front elevational view thereof.  
The broken lines represent fold lines.

**1 Claim, 2 Drawing Sheets**






**FIG. 1**



**FIG. 2**



**FIG. 3**