



US00D380395S

# United States Patent [19]

Lassigne

[11] Patent Number: **Des. 380,395**

[45] Date of Patent: **\*\*Jul. 1, 1997**

[54] **COMBINED WATCH CASE AND BRACELET**

[75] Inventor: **Patrick Joseph Lassigne**, Cressier, Switzerland

[73] Assignee: **Taramax S.A.**, Marin-Epagnier, Switzerland

[\*\*] Term: **14 Years**

[21] Appl. No.: **50,306**

[22] Filed: **Feb. 14, 1996**

[30] **Foreign Application Priority Data**

Aug. 15, 1995 [XH] Hague Agreement ..... DMA/003030

[51] LOC (6) Cl. .... **10-02**

[52] U.S. Cl. .... **D10/32; D10/30**

[58] Field of Search ..... D10/1-40, 122-132; 368/276-277, 280-282, 285; D11/3-4, 12, 14, 19-25; 63/1.1, 3, 5.1, 11

[56] **References Cited**

**U.S. PATENT DOCUMENTS**

D. 352,464 11/1994 Hysek ..... D10/39

D. 359,916 7/1995 Iida ..... D10/39 X  
D. 363,029 10/1995 Magninat ..... D10/39  
D. 363,437 10/1995 Rabassa ..... D10/39

*Primary Examiner*—Nelson C. Holtje  
*Attorney, Agent, or Firm*—McGlew and Tuttle


[57] **CLAIM**

The ornamental design for a combined watch case and bracelet, as shown and described.

**DESCRIPTION**


FIG. 1 is a perspective view of my watch case and bracelet; FIG. 2 is a front end view of the watch case; FIG. 3 is a rear end view of the watch case; FIG. 4 is a right side view of the combined watch case and bracelet laid out in a flat position; FIG. 5 is a left side view of the combined watch case and bracelet laid out in a flat position; FIG. 6 is a top view of the combined watch case and bracelet laid out in a flat position; and, FIG. 7 is a bottom view of the combined watch case and bracelet laid out in a flat position.

**1 Claim, 7 Drawing Sheets**







*Fig. 1*



*Fig. 2*




*Fig. 3*




*Fig. 4*



*Fig. 5*



*Fig. 6*



*Fig. 7*