



US00D380394S

**United States Patent** [19]  
**Ludvig**

[11] **Patent Number: Des. 380,394**  
[45] **Date of Patent: \*\*Jul. 1, 1997**

[54] **WATCH**  
[75] **Inventor: Pierre Ludvig, St Nom-la-Breteche, France**  
[73] **Assignee: Titan International Marketing Ltd., London, United Kingdom**  
[\*\*] **Term: 14 Years**

D. 361,522 8/1995 Chodat ..... D10/30

**FOREIGN PATENT DOCUMENTS**

029366 4/1994 WIPO ..... D10/32 X

*Primary Examiner—Nelson C. Holtje*  
*Attorney, Agent, or Firm—Ladas & Parry*

[21] **Appl. No.: 45,618**  
[22] **Filed: Oct. 25, 1995**

[57] **CLAIM**

The ornamental design for a watch, as shown and described.

[30] **Foreign Application Priority Data**

**DESCRIPTION**

Apr. 26, 1995 [GB] United Kingdom ..... 2047012

FIG. 1 is a top plan view of a watch wherein the band is shown flat and separated for convenience of illustration by means of dashed lines, it being understood that the band is continuous;

[51] **LOC (6) Cl. .... 10-02**

FIG. 2 is a view of one side thereof;

[52] **U.S. Cl. .... D10/32; D10/30**

FIG. 3 is a bottom plan view of a watch wherein the band is shown flat and separated for convenience of illustration by means of dashed lines, it being understood that the band is continuous;

[58] **Field of Search .... D10/1-40, 122-132; 368/276-277, 280-282, 285; D11/3-4, 12, 14, 19-25; 63/1.1, 3, 5.1, 11**

FIG. 4 is a view of the opposite side thereof;

[56] **References Cited**

FIG. 5 is a front view thereof; and,


**U.S. PATENT DOCUMENTS**

FIG. 6 is a rear view thereof.

D. 356,510 3/1995 Bertolucci ..... D10/39

D. 361,285 8/1995 Bulgari ..... D10/30 X

**1 Claim, 2 Drawing Sheets**






FIG. 1



FIG. 2

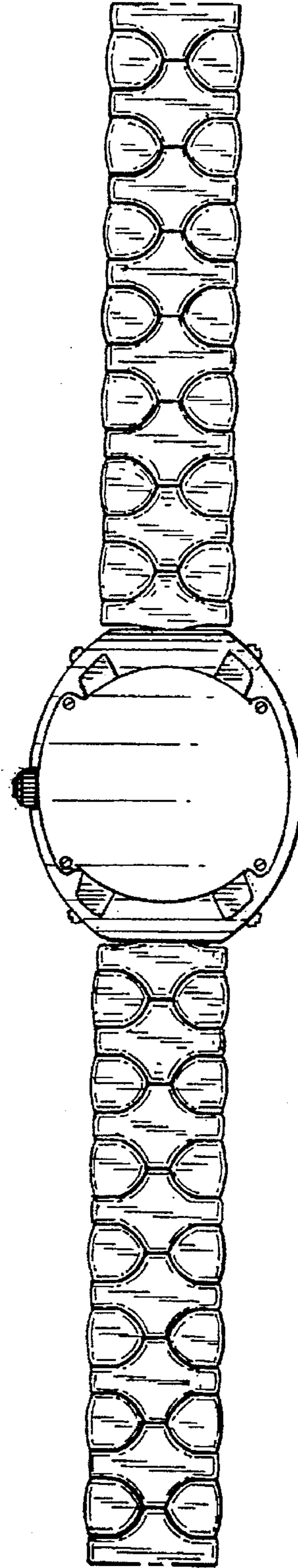


FIG. 3




FIG. 4



FIG. 5



FIG. 6