



US00D380393S

United States Patent [19]

[11] Patent Number: Des. 380,393

Molas

[45] Date of Patent: **Jul. 1, 1997

[54] COMBINED WATCH AND RECEPTACLE

D. 363,437	10/1995	Rabassa	D10/39
4,183,206	1/1980	Porsche	368/278 X
5,262,763	11/1993	Okuyama	368/10 X

[75] Inventor: Jacques Molas, Cheval-Blanc, France

[73] Assignee: Cosmos Promotions AG, Basel, Switzerland

FOREIGN PATENT DOCUMENTS

269722 4/1927 United Kingdom 368/282

[**] Term: 14 Years

Primary Examiner—Nelson C. Holtje
Attorney, Agent, or Firm—Kane, Dalsimer, Sullivan, Kurucz, Levy, Eisele and Richard, LLP

[21] Appl. No.: 55,815

[22] Filed: May 3, 1996

[57] CLAIM

[51] LOC (6) Cl. 10-02

The ornamental design for a combined watch and receptacle, as shown and described.

[52] U.S. Cl. D10/31; D10/30

[58] Field of Search D10/1-40, 122-132;
368/280-282, 276-277, 285

DESCRIPTION


[56] References Cited

U.S. PATENT DOCUMENTS

D. 303,503	9/1989	Kai	D10/31
D. 326,232	5/1992	Kurebayashi	D10/39
D. 334,145	3/1993	Zerilli	D10/39 X
D. 339,299	9/1993	Kawashima	D10/31
D. 352,469	11/1994	Schlup	D10/39
D. 353,778	12/1994	Hanagata	D10/31
D. 355,381	2/1995	Reich	D10/39
D. 355,611	2/1995	Hanagata	D10/31
D. 361,279	8/1995	Burgener	D10/31

FIG. 1 is a front perspective view of the watch with the receptacle in closed position;
 FIG. 2 is a front perspective view of the watch with the receptacle in open position;
 FIG. 3 is a top plan view of the watch;
 FIG. 4 is a bottom plan view thereof;
 FIG. 5 is a rear elevation view thereof;
 FIG. 6 is a front elevation view thereof; and
 FIG. 7 is a right side elevation, the left side elevation is the same.

1 Claim, 3 Drawing Sheets






FIG. 1

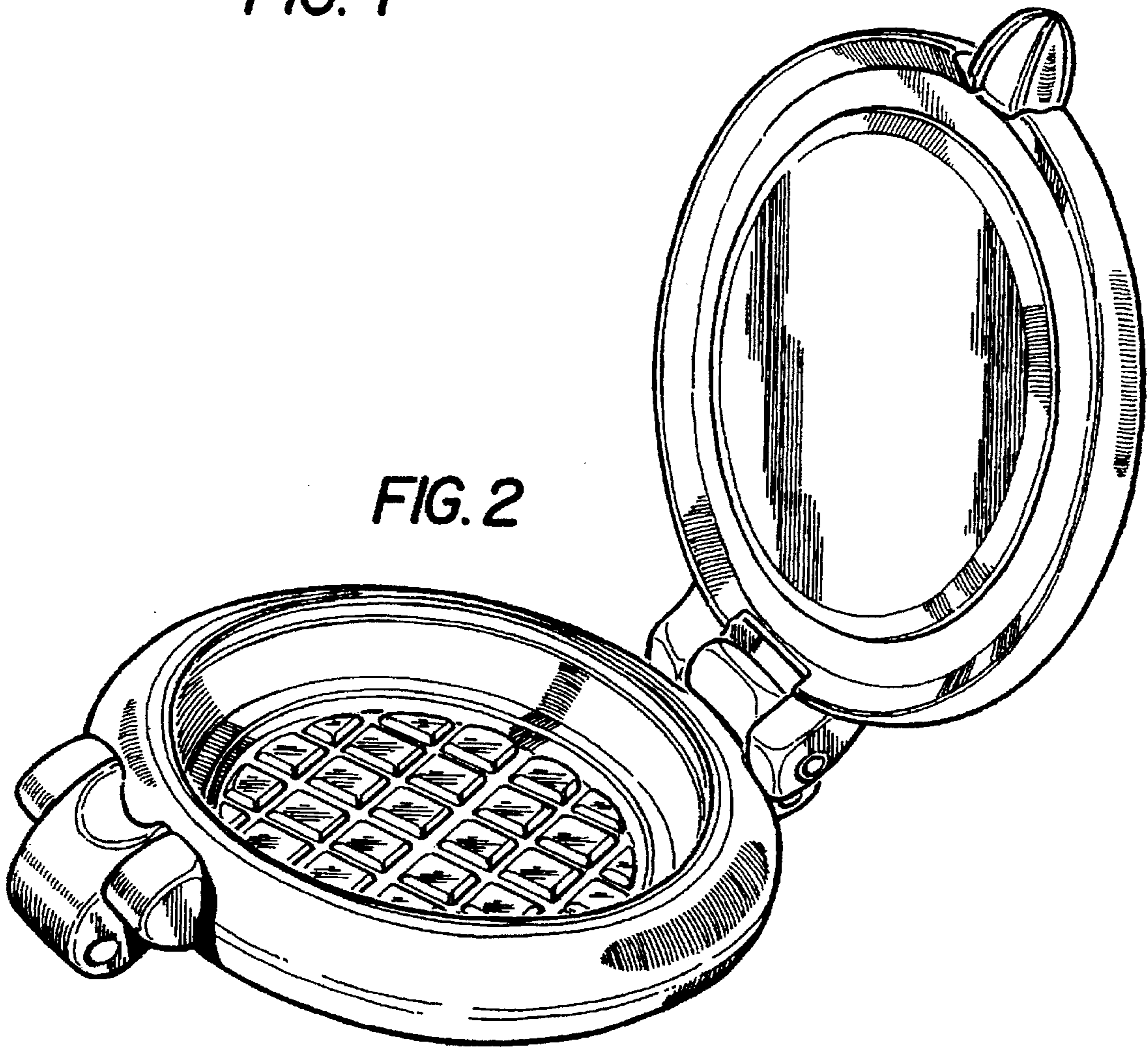


FIG. 2

FIG. 3

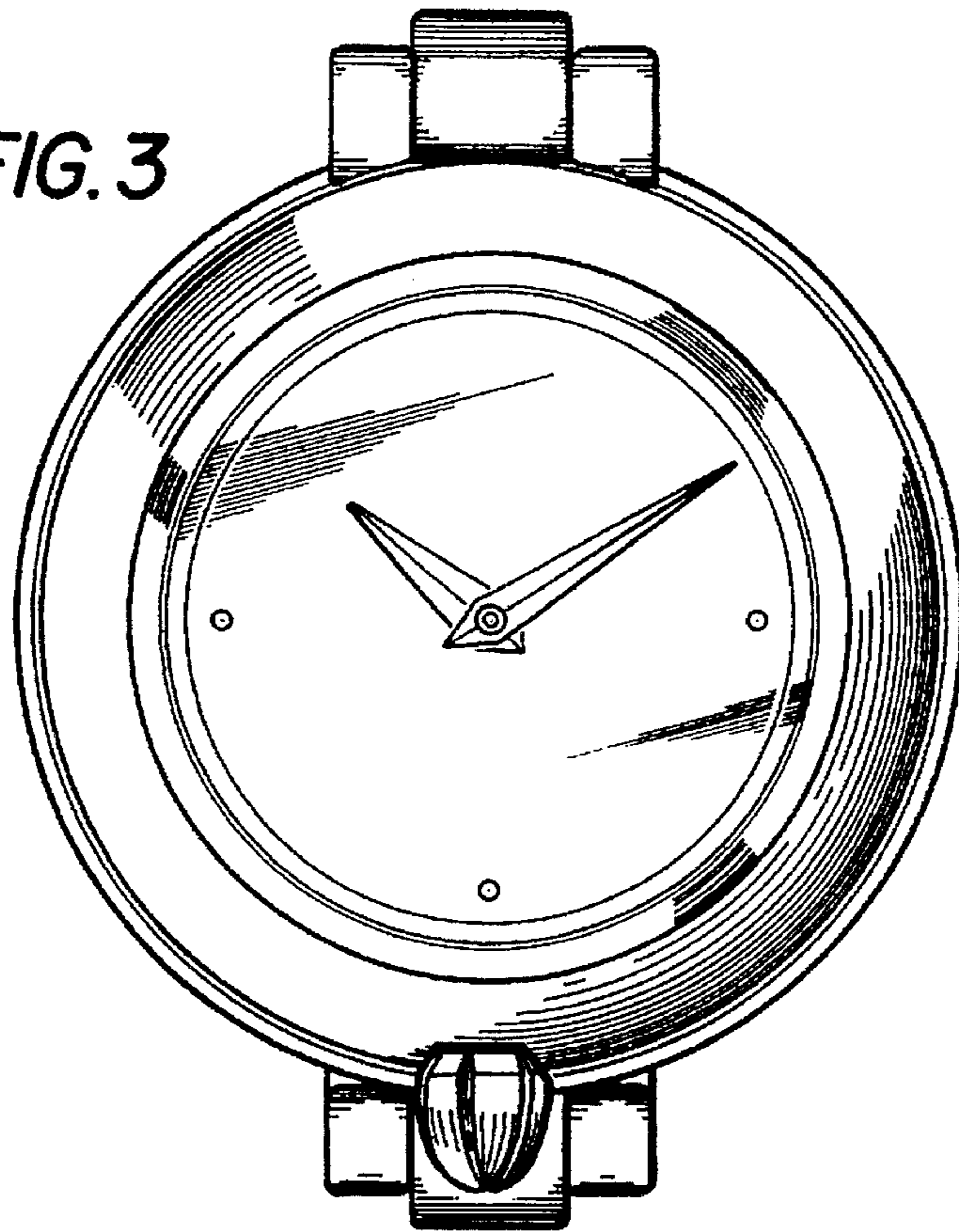
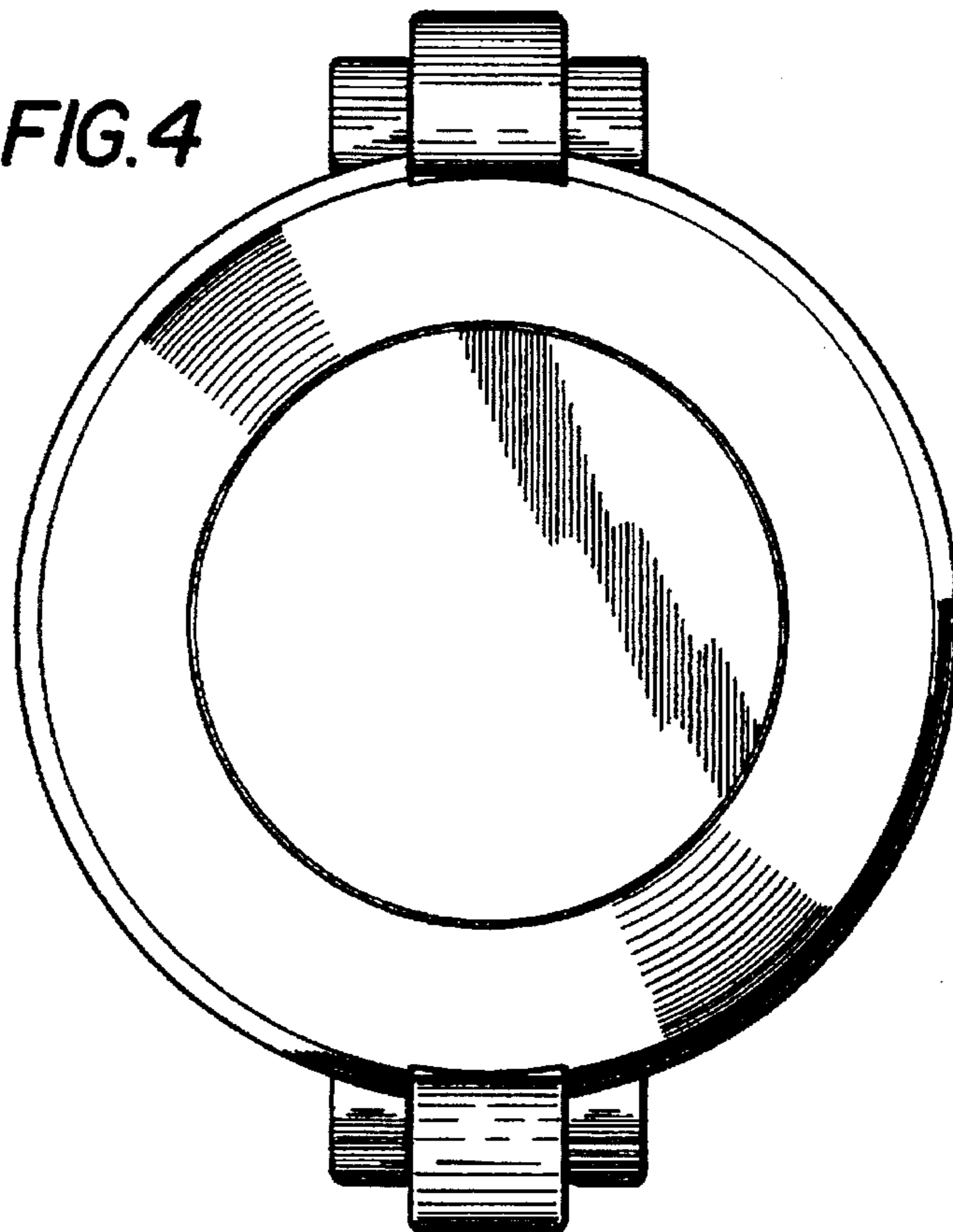


FIG. 4






FIG. 5




FIG. 6




FIG. 7