



US00D380386S

United States Patent [19]

[11] Patent Number: **Des. 380,386**

Dinand

[45] Date of Patent: ****Jul. 1, 1997**

[54] **COMBINED BOTTLE AND CAP**

[75] Inventor: **Pierre Francois Dinand,**
Levallois-Perret, France

[73] Assignee: **Guaber S.r.L.,** Funo, Italy

[**] Term: **14 Years**

[21] Appl. No.: **46,546**

[22] Filed: **Nov. 20, 1995**

[30] **Foreign Application Priority Data**

May 18, 1995 [WO] WIPO DMA/002945

[51] **LOC (6) Cl.** **09-01**

[52] **U.S. Cl.** **D9/503; D9/435**

[58] **Field of Search** **D9/500, 503, 504,**
D9/505, 545, 435, 443, 454, 438, 300;
215/382, 256; 220/276

[56] **References Cited**

U.S. PATENT DOCUMENTS

- D. 127,479 5/1941 Buckingham D9/503
- D. 195,314 5/1963 Terwilliger D9/438

- D. 258,202 2/1981 Astor et al. D9/503
- D. 310,329 9/1990 Schmidt D9/454
- 3,974,929 8/1976 Montgomery 215/256 X
- 3,974,932 8/1976 Faulstich 215/256

FOREIGN PATENT DOCUMENTS

- 1282475 of 1962 France 215/256
- 1014823 of 1962 United Kingdom 215/256

Primary Examiner—Lucy Lieberman
Attorney, Agent, or Firm—Rothwell, Figg, Ernst & Kurz

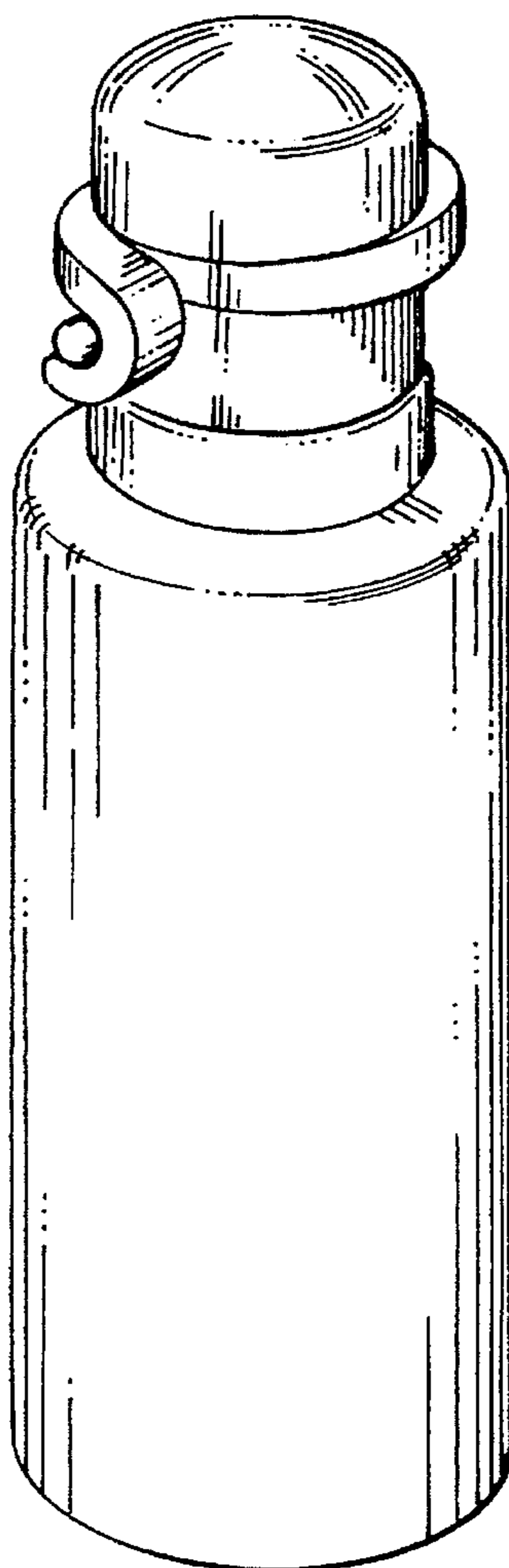
[57] **CLAIM**

The ornamental design for a combined bottle and cap, as shown and described.

DESCRIPTION

FIG. 1 is a front perspective view of a combined bottle and cap showing my new design;
 FIG. 2 is a front elevation thereof, the rear elevation is the same;
 FIG. 3 is a side elevation thereof, the opposite side elevation is the same;
 FIG. 4 is a top plan view thereof; and,
 FIG. 5 is a bottom plan view.

1 Claim, 2 Drawing Sheets






FIG.1

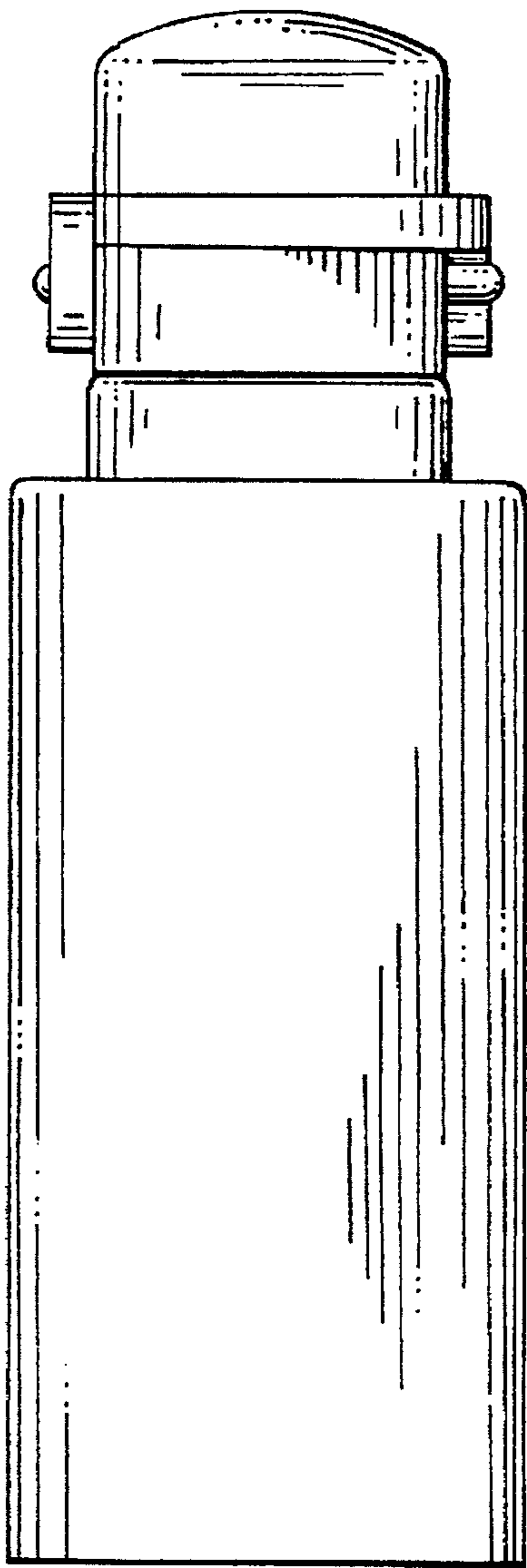


FIG. 2

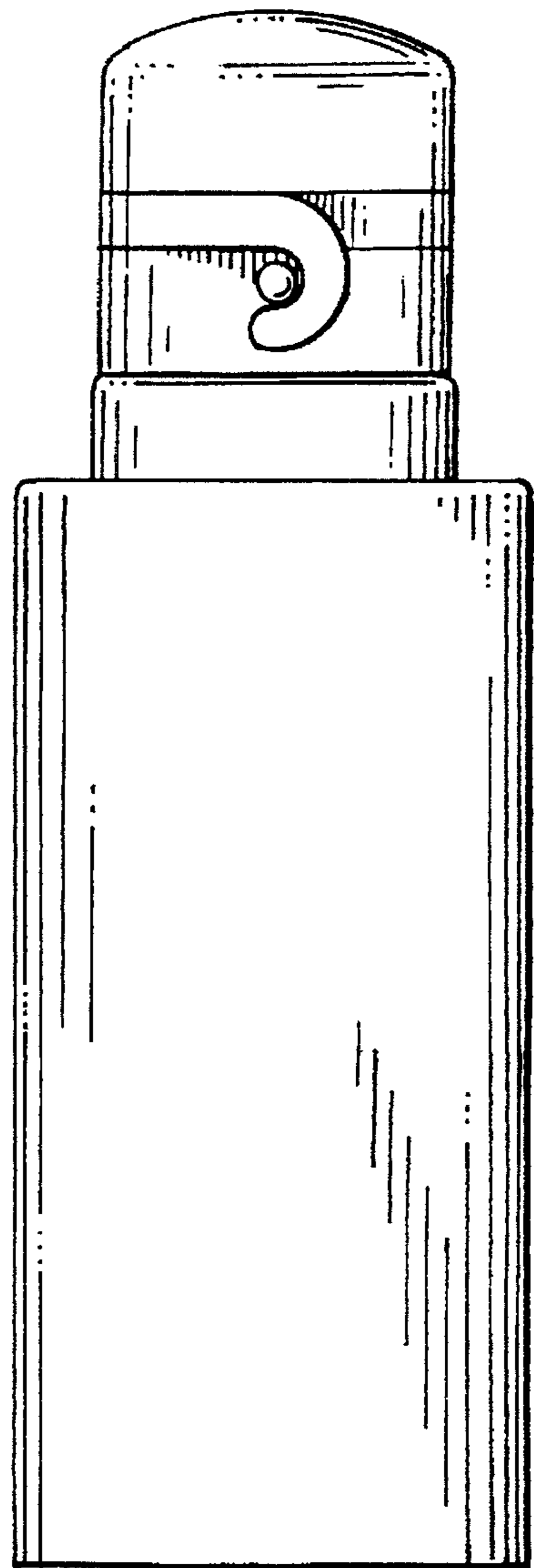


FIG. 3

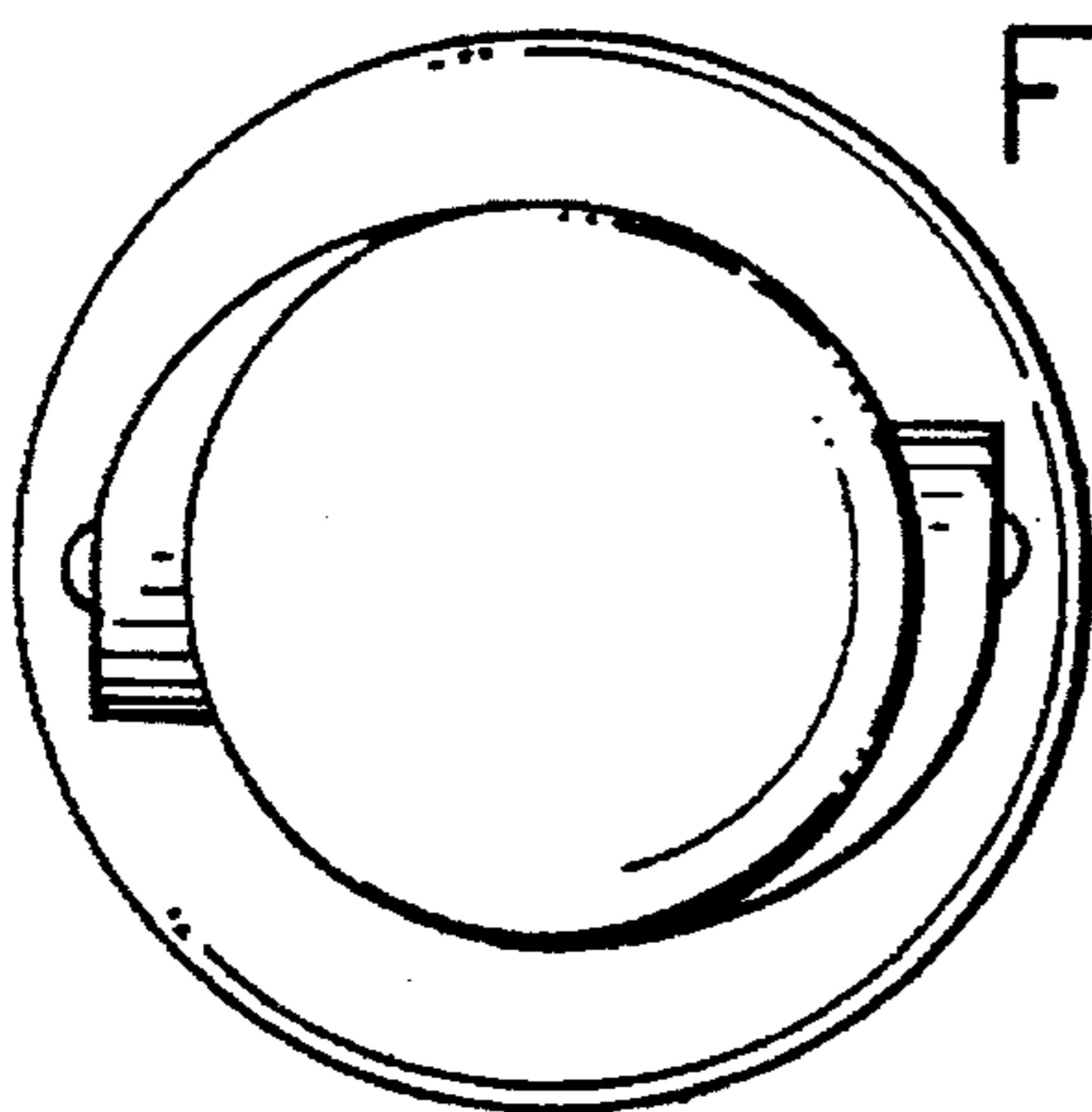


FIG. 4

FIG. 5

