



US00D380383S

# United States Patent [19]

[11] Patent Number: **Des. 380,383**

Wiemann et al.

[45] Date of Patent: **\*\*Jul. 1, 1997**

## [54] CONTAINER BOTTOM

[75] Inventors: **David J. Wiemann, O'Fallon; David H. Henkelmann, Imperial, both of Mo.**

[73] Assignee: **Anheuser-Busch Incorporated, St. Louis, Mo.**

[\*\*] Term: **14 Years**

[21] Appl. No.: **53,906**

[22] Filed: **May 1, 1996**

[51] LOC (6) Cl. .... **09-01**

[52] U.S. Cl. .... **D9/434; D9/520**

[58] Field of Search ..... **D9/434, 499, 520, D9/521; 215/374, 375, 377; 220/608**

## [56] References Cited

### U.S. PATENT DOCUMENTS

D. 262,517	1/1982	Hayes	.....	D9/351
D. 267,393	12/1982	Gruodis et al.	.....	D9/370
D. 270,332	8/1983	Gaunt	.....	D9/370
D. 271,664	12/1983	Cowan, Jr. et al.	.....	D9/337
D. 272,030	1/1984	Sleith	.....	D7/28
D. 272,418	1/1984	Gruodis et al.	.....	D9/370
D. 296,423	6/1988	Rayner	.....	D9/399
D. 314,704	2/1991	Lillelund et al.	.....	D9/414
3,598,270	8/1971	Adomaitis	.....	215/375
3,727,783	4/1973	Carmichael	.....	220/608 X
3,871,541	3/1975	Adomaitis	.....	220/608 X
3,935,955	2/1976	Das	.....	220/608 X
4,175,670	11/1979	Reynolds et al.	.....	220/70
4,201,306	5/1980	Dubois et al.	.....	220/5 R
4,266,685	5/1981	Lee, Jr.	.....	220/74
4,313,545	2/1982	Maeda	.....	220/1
4,318,489	3/1982	Snyder et al.	.....	215/1
4,426,013	1/1984	Cherchian et al.	.....	220/66

4,785,949	11/1988	Krishnakumar et al.	.....	215/375
5,320,230	6/1994	Hsiung	.....	215/375
5,421,480	6/1995	Cudzik	.....	220/624
5,477,977	12/1995	Cudzik	.....	220/636

### OTHER PUBLICATIONS

W. Hosford & J. Duncan, "The Aluminum Beverage Can", *Scientific American*, Sep. 1994, pp. 48-53.

Primary Examiner—James Gandy  
Assistant Examiner—Cathron B. Matta  
Attorney, Agent, or Firm—Sidley & Austin

### [57] CLAIM

The ornamental design for a container bottom, as shown and described.

### DESCRIPTION

FIG. 1 is a perspective view of the container bottom; FIG. 2 is a bottom plan view of the container bottom; FIG. 3 is side elevational view of the container bottom, all other side elevational views being substantially identical thereto;

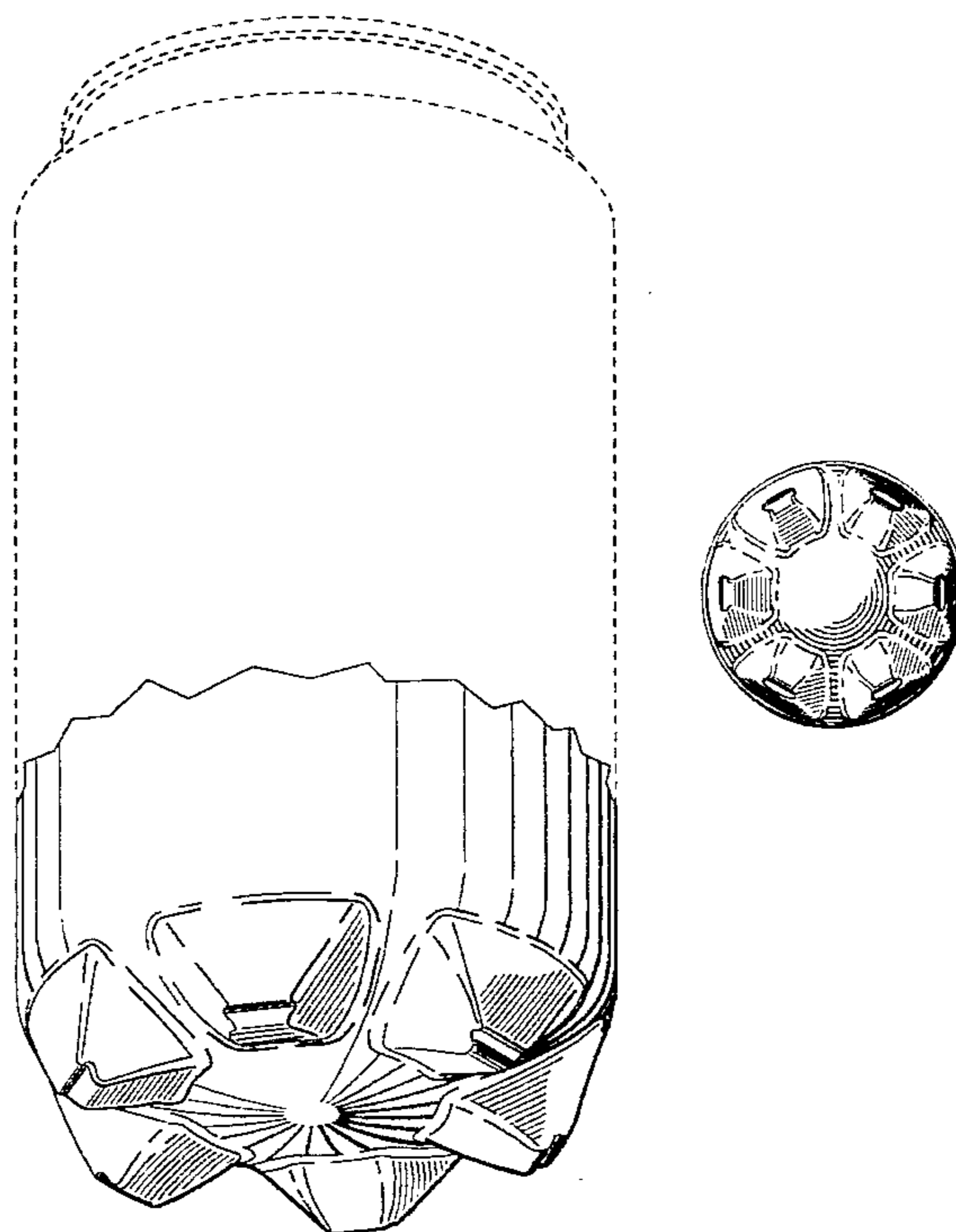
FIG. 4 is a side view of a cross-section of the container bottom taken along line 4—4 of FIG. 2; and, FIG. 5 is a side view of a cross-section of the container bottom taken along line 5—5 of FIG. 2.

The broken lines shown in the above drawing figures are for illustrative purposes only and form no part of the claimed design.

The wall thicknesses shown in the above drawing FIGS. 4 and 5 are exaggerated for illustrative purposes and form no part of the claimed design.

The appearance of the interior of the can bottom forms no part of the claimed design.

1 Claim, 2 Drawing Sheets



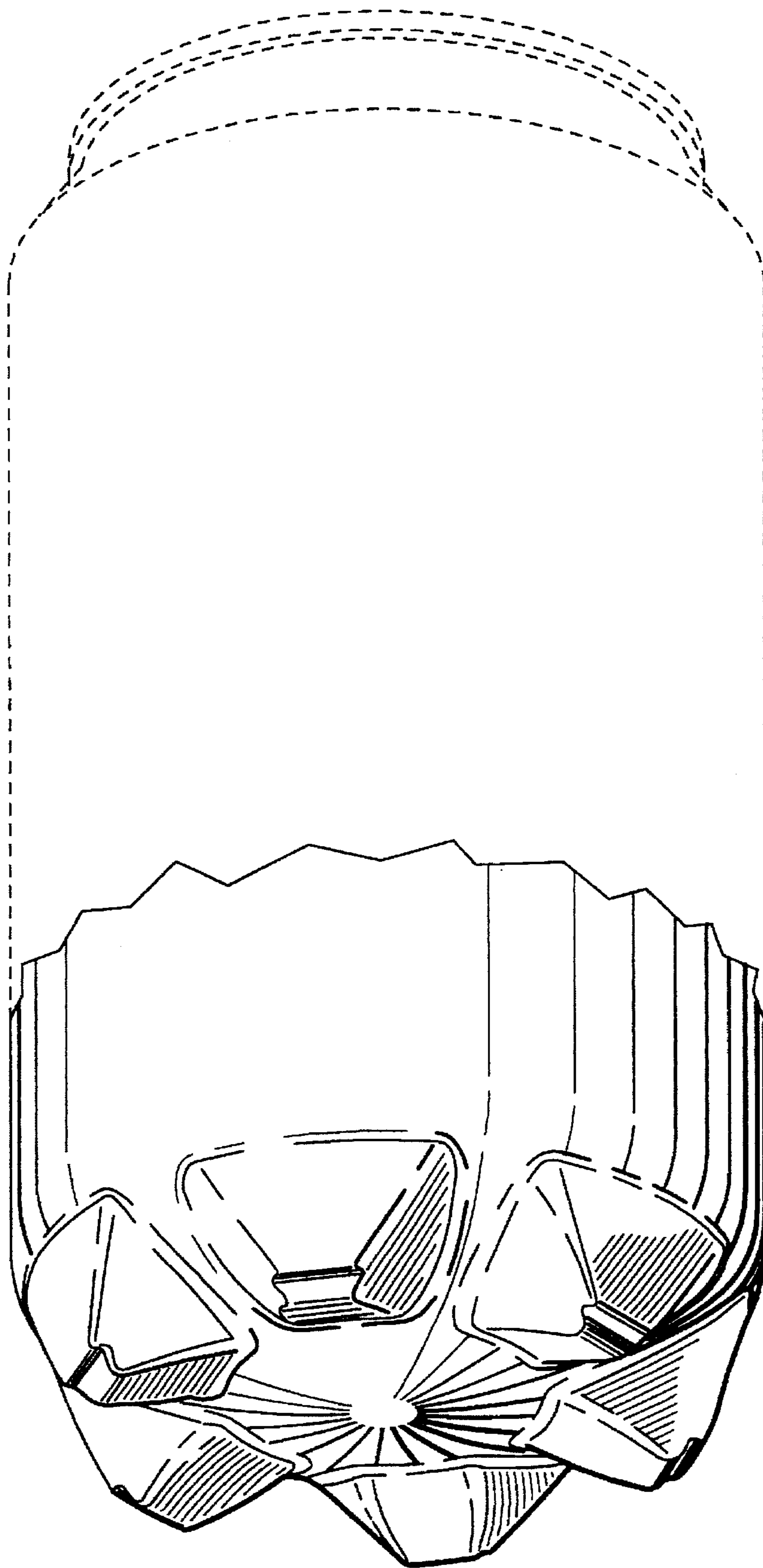


FIG. 1

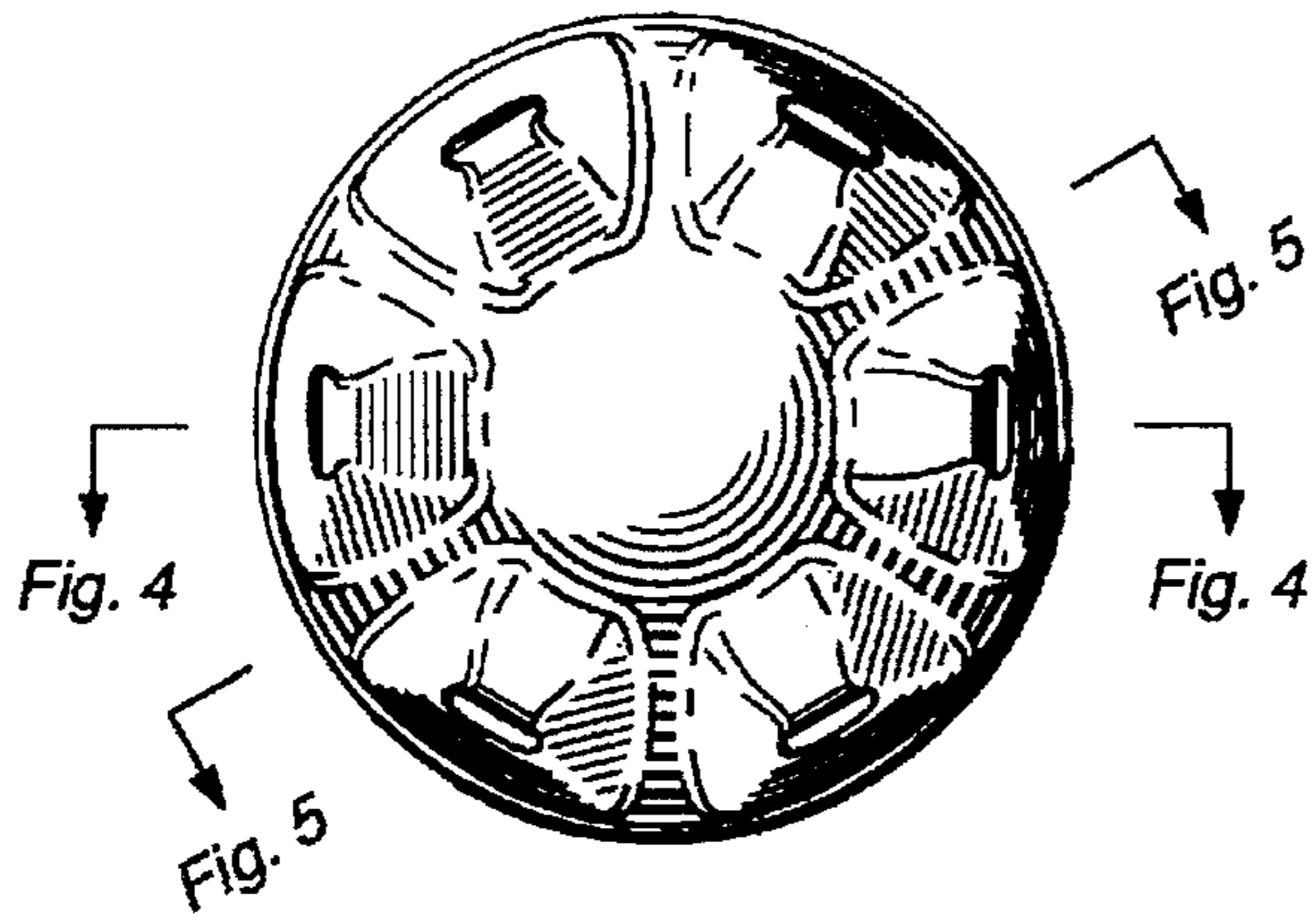


FIG. 2




FIG. 4

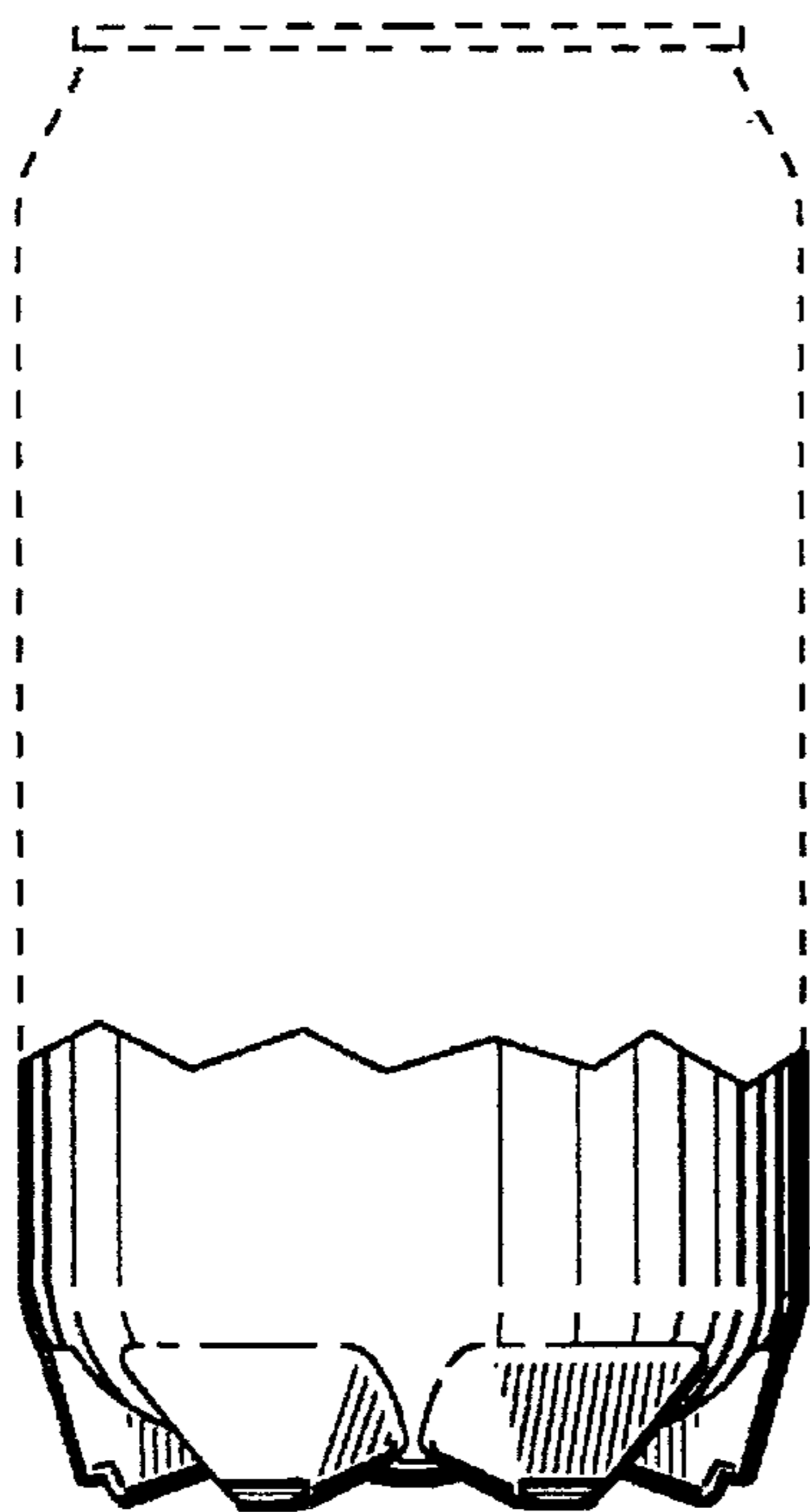


FIG. 3




FIG. 5