



US00D380380S

# United States Patent [19] Quinton

[11] Patent Number: **Des. 380,380**

[45] Date of Patent: **\*\*Jul. 1, 1997**

[54] **TRAY**

4,232,789 11/1980 Springer ..... 206/562  
4,964,514 10/1990 Wycech ..... 206/564

[75] Inventor: **Roland Quinton**, St-Ferdinand, Canada

[73] Assignee: **Gestion Quinton**, St-Ferdinand, Canada

[\*\*] Term: **14 Years**

*Primary Examiner*—Sandra L. Morris  
*Assistant Examiner*—Nanda Bondade  
*Attorney, Agent, or Firm*—Goudreau Gage Dubuc & Martineau Walker

[21] Appl. No.: **51,928**

[57] **CLAIM**

[22] Filed: **Mar. 19, 1996**

The ornamental design for a tray, as shown and described.

[51] **LOC (6) Cl.** ..... **09-03**

**DESCRIPTION**

[52] **U.S. Cl.** ..... **D9/347**

[58] **Field of Search** ..... D9/341, 345-348,  
D9/424, 425, 432; D28/73, 77, 83; 206/557,  
562-564, 823

FIG. 1 is a top plan view of a tray showing my new design;  
FIG. 2 is a front elevational view thereof, the rear view being  
a mirror image;

FIG. 3 is a right side elevational view thereof; the left side  
elevational view being a mirror image thereof;

FIG. 4 is a sectional view thereof, taken along line 4-4 of  
FIG. 1;

FIG. 5 is a sectional view thereof, taken along line 5-5 of  
FIG. 1; and,

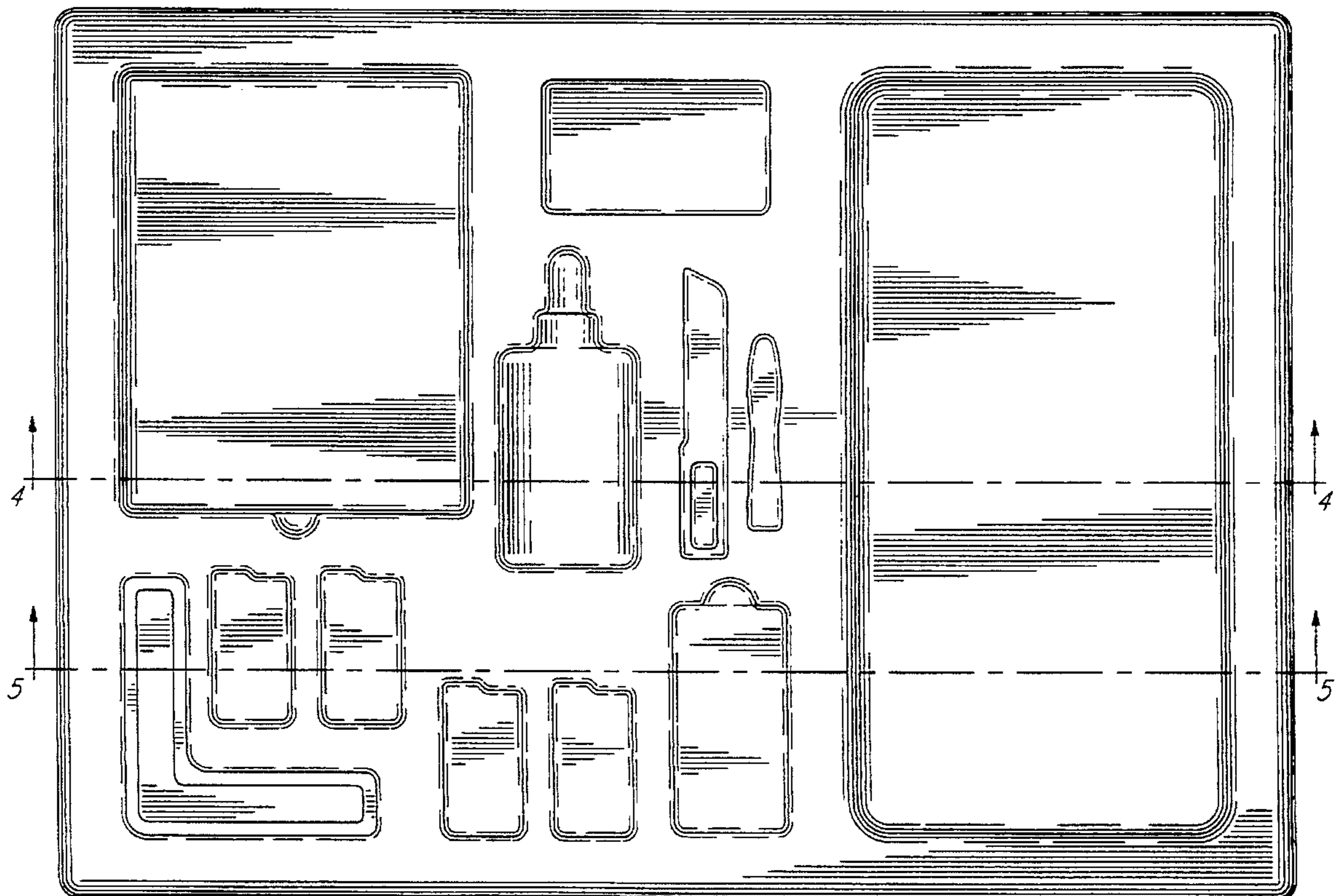
FIG. 6 is a bottom plan view thereof.

[56] **References Cited**

**U.S. PATENT DOCUMENTS**

- D. 266,147 9/1982 McIntosh et al. .... D9/345
- D. 285,617 9/1986 Stillwagon ..... D28/83
- D. 352,892 11/1994 Luzzi et al. .... D9/414 X
- D. 372,422 8/1996 Anderson ..... D9/348

**1 Claim, 4 Drawing Sheets**



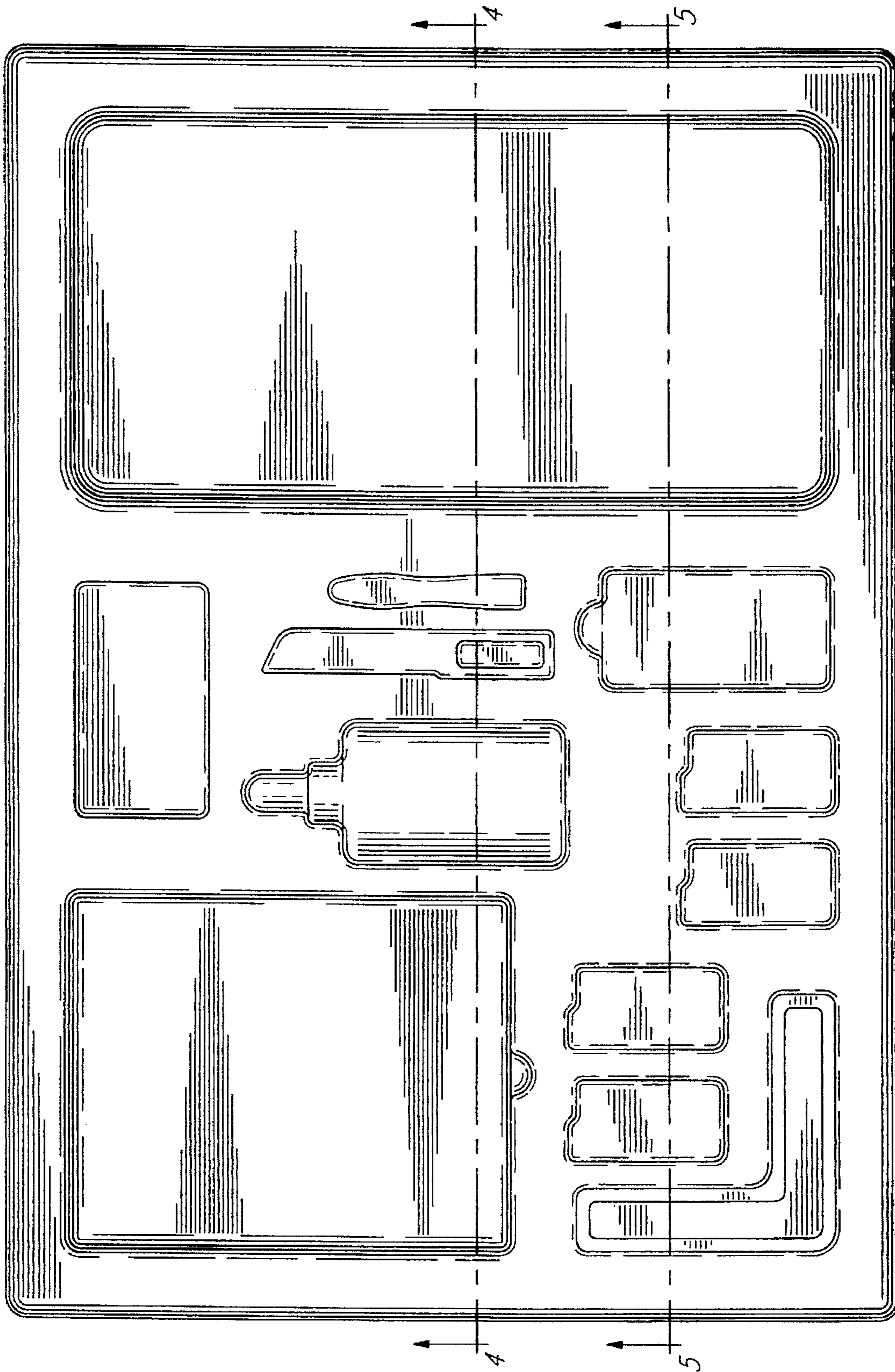


FIG. 1




FIG. 2

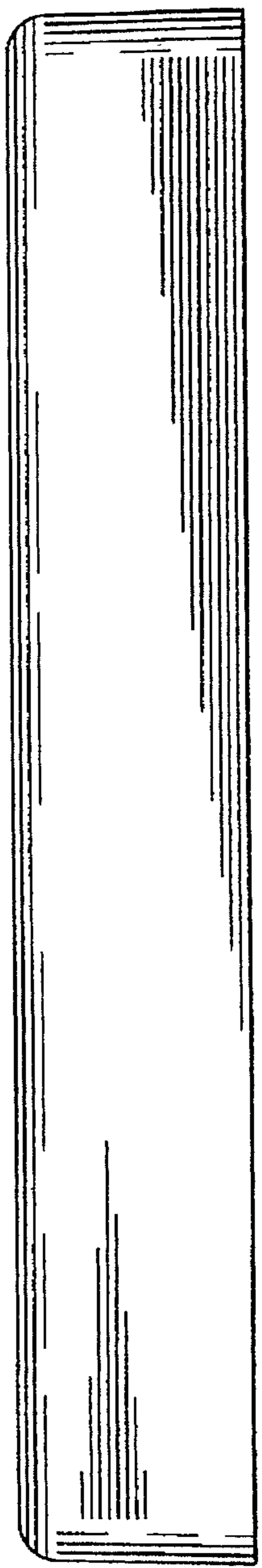


FIG. 3

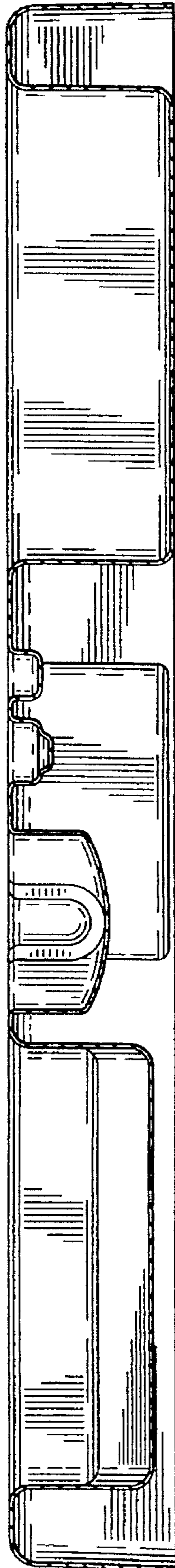


FIG. 4

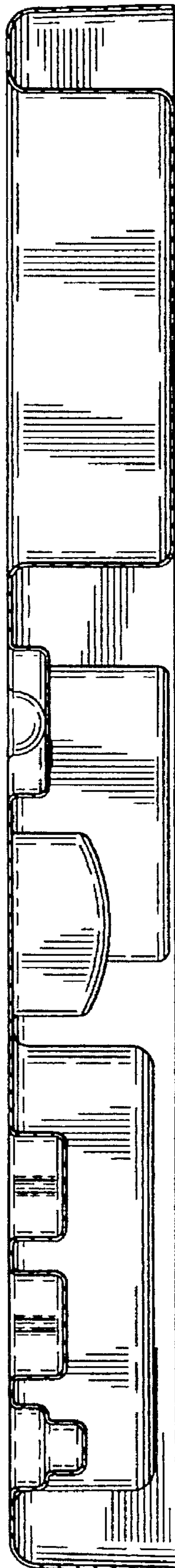


FIG. 5

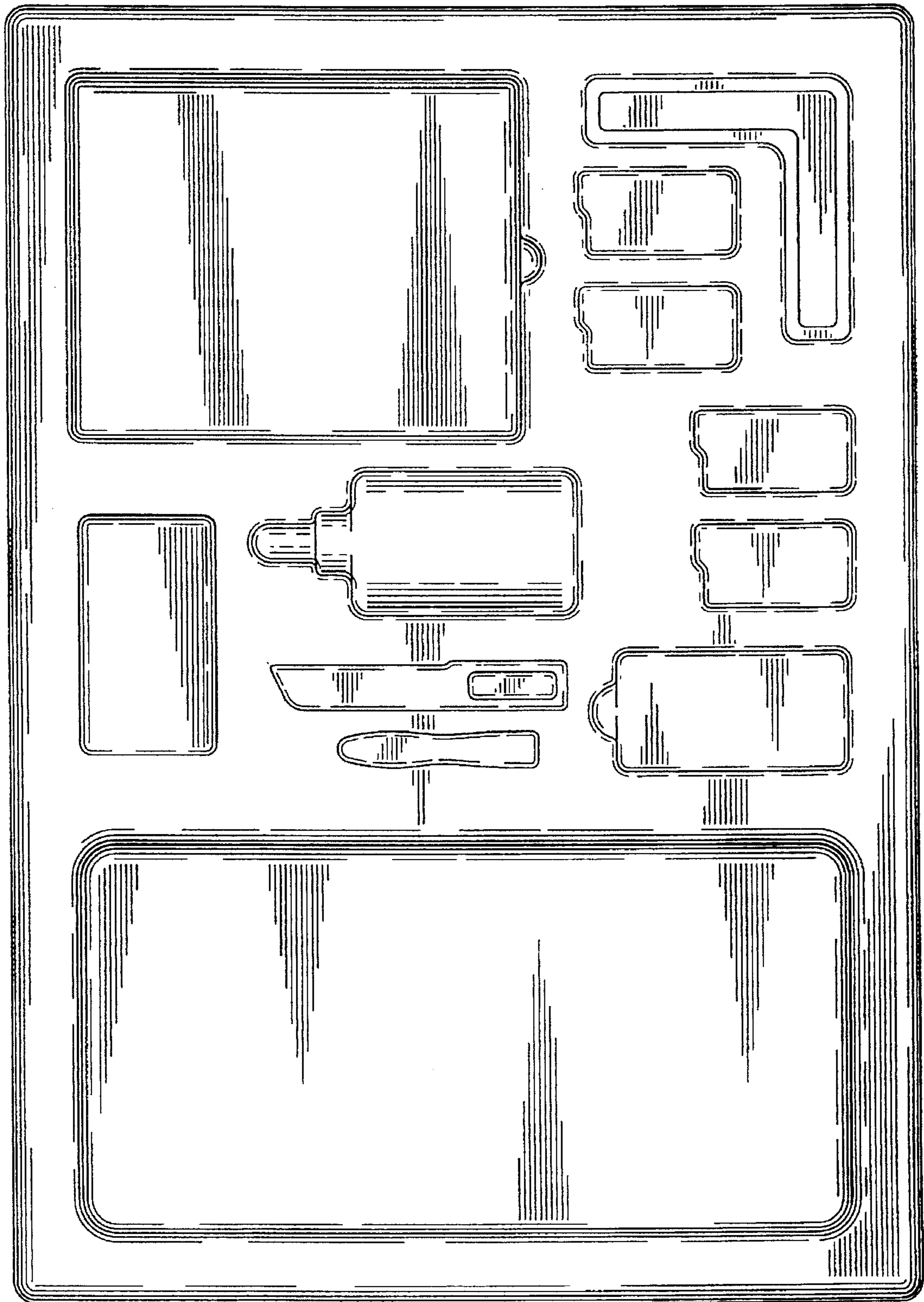


FIG. 10