



US00D380378S

United States Patent [19] Wood

[11] Patent Number: **Des. 380,378**

[45] Date of Patent: ****Jul. 1, 1997**

[54] **PILL HOLDER AND DISPENSER**
[76] Inventor: **Cliff Wood**, 16 Bob Hill Rd., Pound Ridge, N.Y. 10576

[**] Term: **14 Years**

[21] Appl. No.: **51,763**

[22] Filed: **Jan. 11, 1996**

[51] LOC (6) Cl. **09-03**

[52] U.S. Cl. **D9/341; D9/339**

[58] Field of Search D9/341, 418, 347, D9/339; D3/283, 274; 221/2, 3, 4, 5, 6, 7, 8; 206/533, 534, 538, 704

[56] **References Cited**

U.S. PATENT DOCUMENTS

D. 273,805	5/1984	Filhol	D9/425
D. 279,258	6/1985	Curtis	D9/420
D. 341,777	11/1993	Sheu	D9/341
D. 342,671	12/1993	Elliott	D9/341
D. 358,986	6/1995	Heyl et al.	D9/341

2,943,730	7/1960	Tregilgas	221/4
3,334,731	8/1967	Dale	D9/341
3,651,927	3/1972	Richardson et al.	221/4
3,995,767	12/1976	Brindley et al.	206/704
4,971,221	11/1990	Urquhart et al.	221/2

Primary Examiner—Philip S. Hyder

[57] **CLAIM**

The ornamental design for a pill holder and dispenser, as shown and described.

DESCRIPTION

FIG. 1 is a top plan view of a pill holder and dispenser showing my new design;
FIG. 2 is a front elevational view thereof;
FIG. 3 is a right side elevational view thereof, the left side elevational view being a mirror image thereof;
FIG. 4 is a bottom plan view thereof;
FIG. 5 is a rear elevational view thereof; and,
FIG. 6 is a top front perspective exploded view of the lid and base thereof.

1 Claim, 3 Drawing Sheets

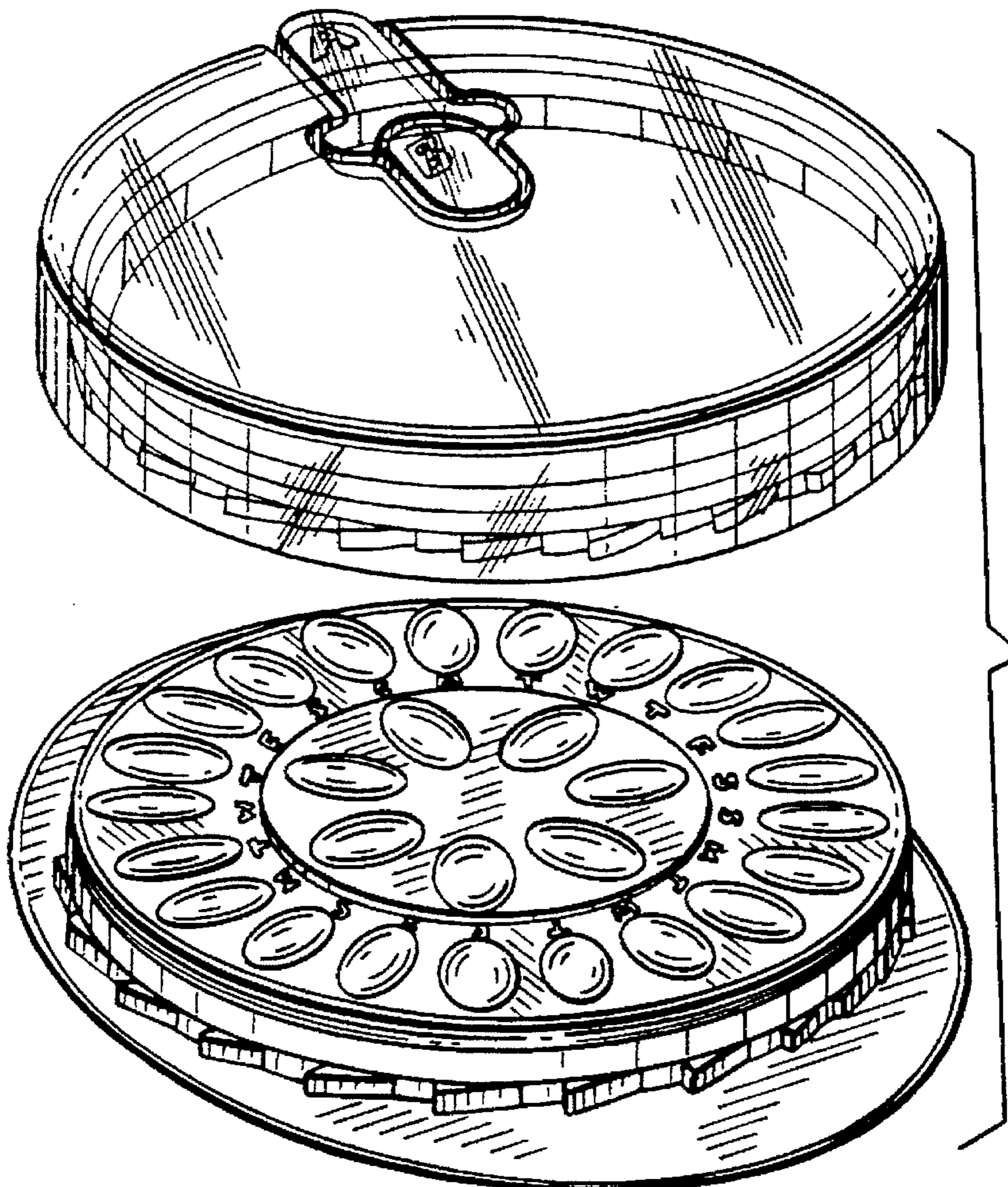


FIG. 1

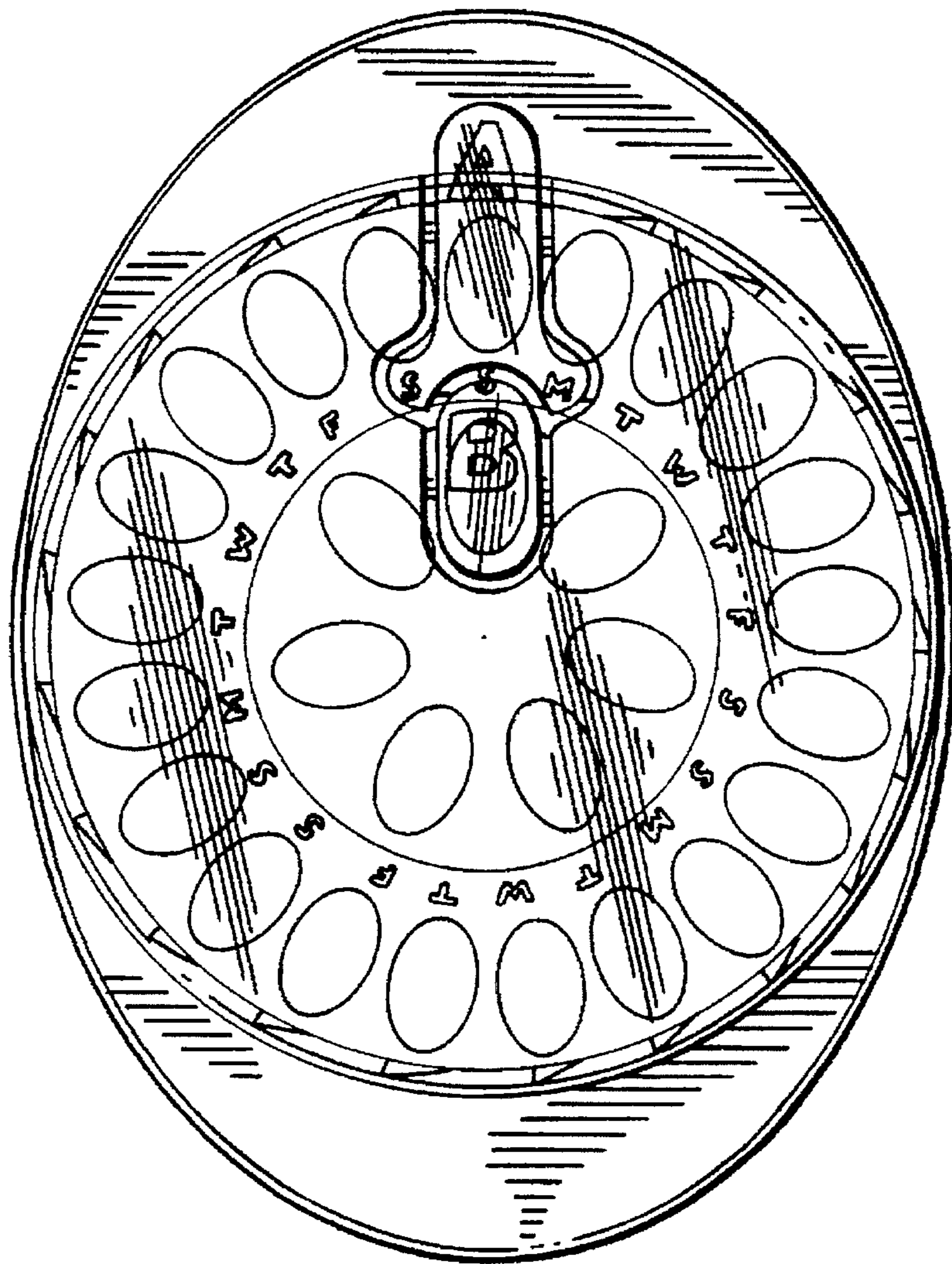


FIG. 2

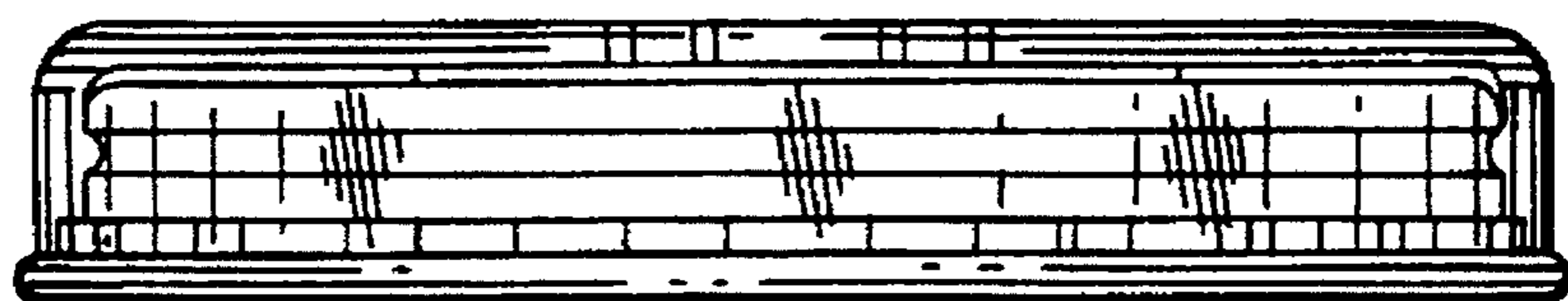


FIG. 3

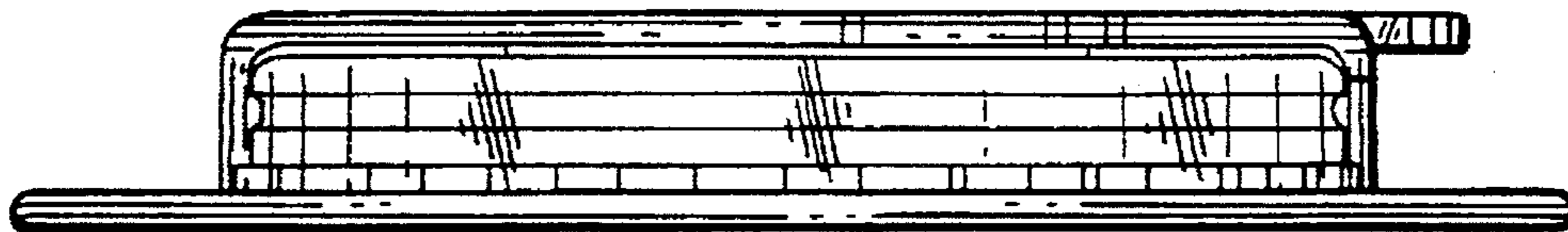


FIG. 4




FIG. 5

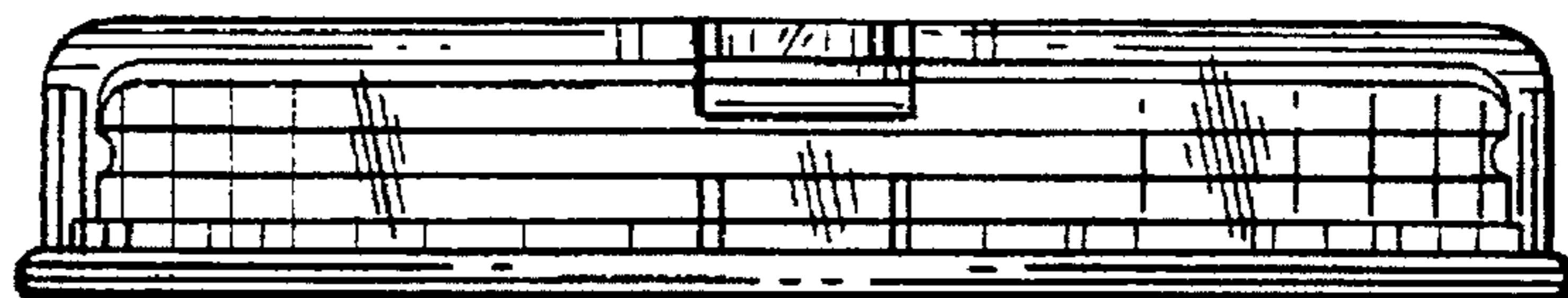


FIG. 6

