



US00D380361S

United States Patent [19]
Holway

[11] **Patent Number: Des. 380,361**
[45] **Date of Patent: **Jul. 1, 1997**

[54] **LOG PIVOT**

[76] **Inventor: Anthony S. Holway, 20 Fullam Hill Rd., N. Brookfield, Mass. 01535**

[**] **Term: 14 Years**

[21] **Appl. No.: 29,230**

[22] **Filed: Sep. 30, 1994**

[51] **LOC (6) Cl. 08-05**

[52] **U.S. Cl. D8/14**

[58] **Field of Search** D8/354, 14; D34/31; 248/49, 188.2; D9/433; 254/104; D21/51, 104-105, 108; D10/113; 273/153 P, 160, 288; 472/106, 112, 114; D12/217; D25/13

[56] **References Cited**

U.S. PATENT DOCUMENTS

D. 336,524	6/1993	White et al.	D25/102
1,812,781	6/1931	Gibbs	D34/31 X
2,440,836	5/1948	Turngren	273/160 X
2,522,328	9/1950	Wiswell et al.	D12/217 X
2,947,009	8/1960	McKenzie	472/106 X
4,121,831	10/1978	Greene	273/160

FOREIGN PATENT DOCUMENTS

245402	11/1946	Switzerland	273/160
--------	---------	-------------------	---------

OTHER PUBLICATIONS

Spence, Architecture, 1974, p. 52, hip-shaped roof, circled in middle of page.

Primary Examiner—Holly Baynham
Attorney, Agent, or Firm—James F. Baird

[57] **CLAIM**

The ornamental design for log pivot, as shown and described.

DESCRIPTION

FIG. 1 is a front perspective view taken from the left end of a log pivot showing my new design;

FIG. 2 is a front elevation view thereof, the rear elevation view being a mirror image of the front elevation view;

FIG. 3 is a left end elevation view thereof, the right end elevation view being a mirror image of the left end elevation view shown;

FIG. 4 is a top plan view thereof;

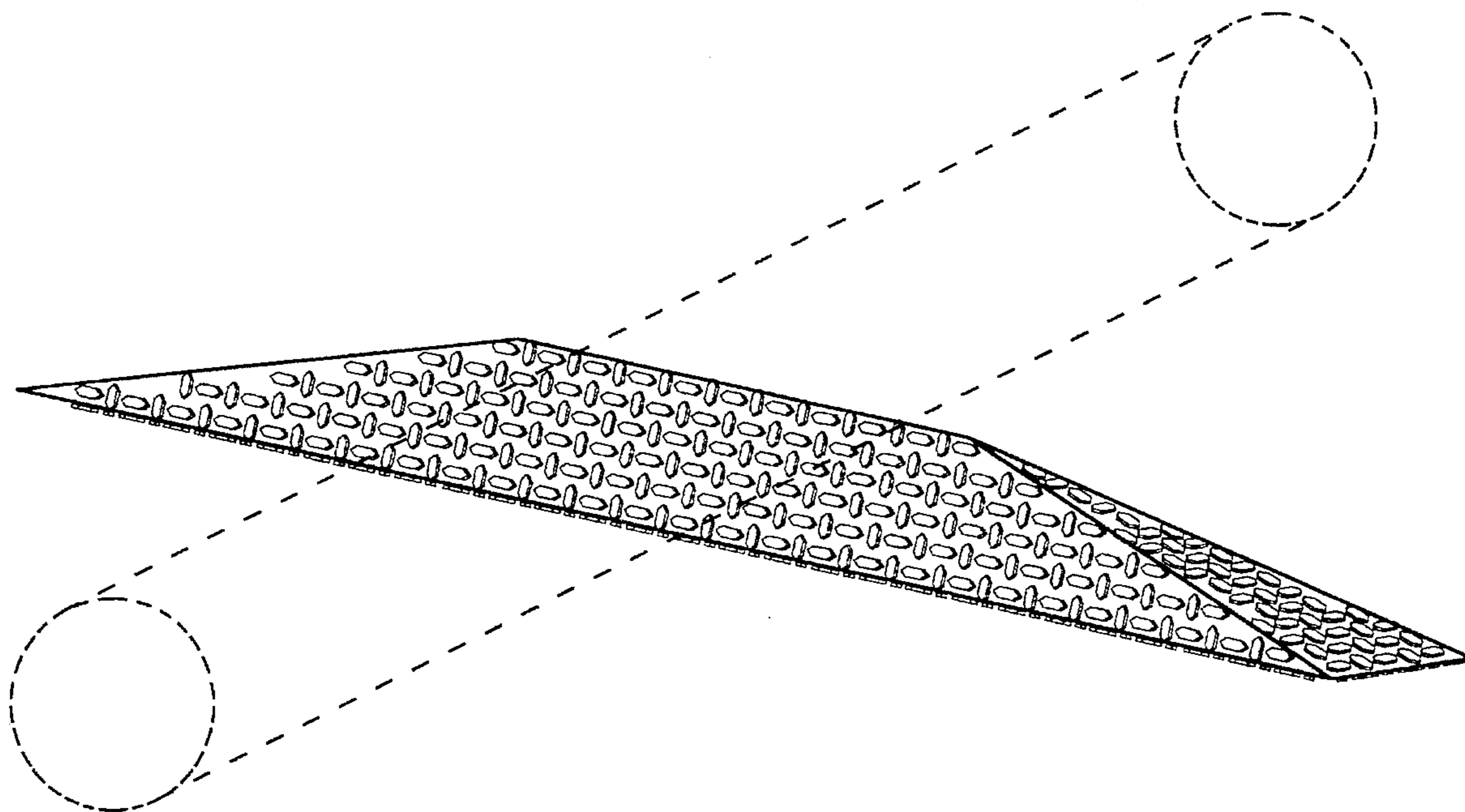
FIG. 5 is a bottom plan view thereof;

FIG. 6 is an exploded top plan view shown in an unassembled manner; and,

FIG. 7 is a sectional view taken along line 7—7 in the view of FIG. 2.

The broken line representation of a log in FIG. 1 is for illustrative purposes only and forms no part of the claimed design.

1 Claim, 4 Drawing Sheets



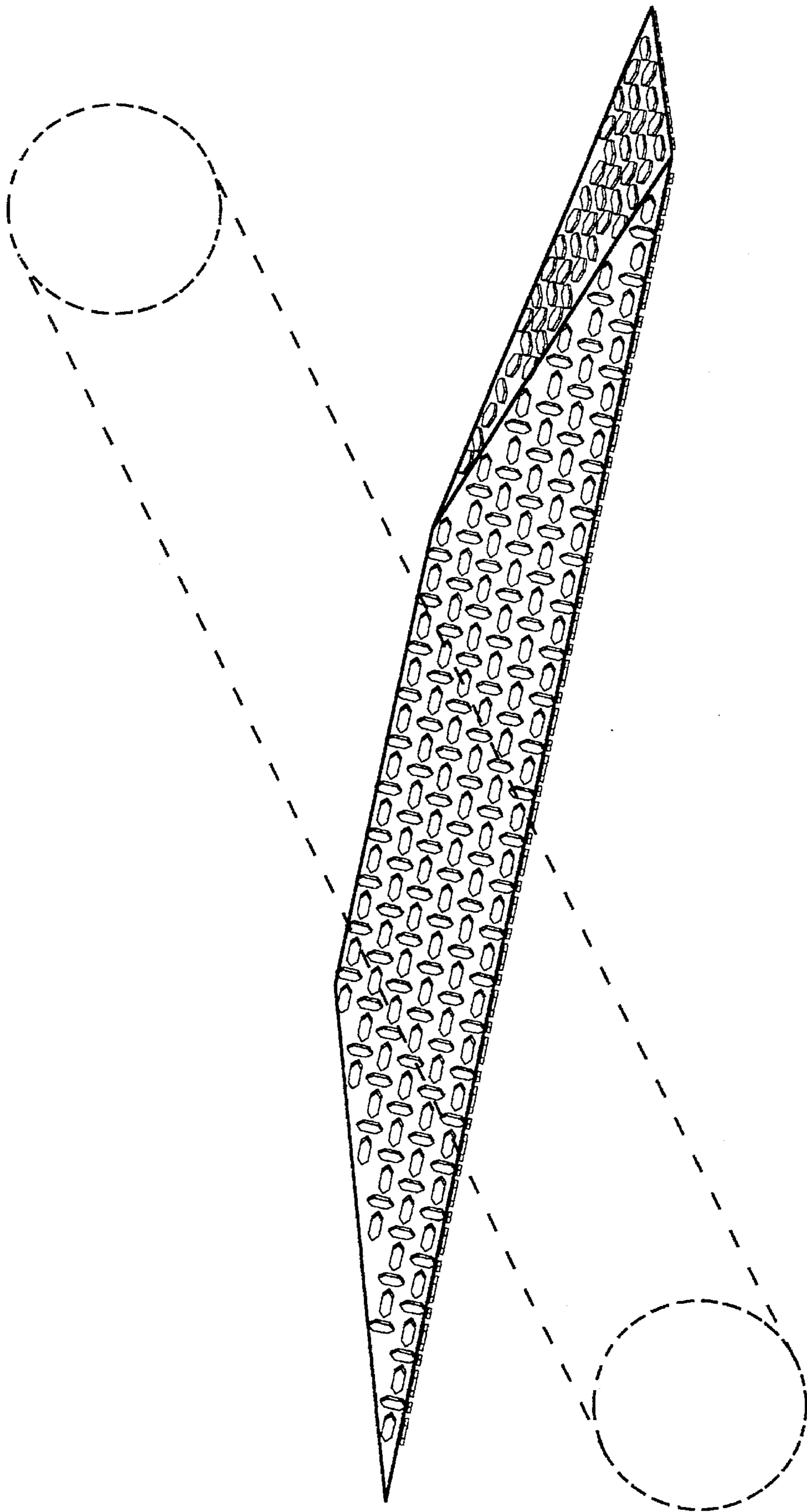


FIG. 1

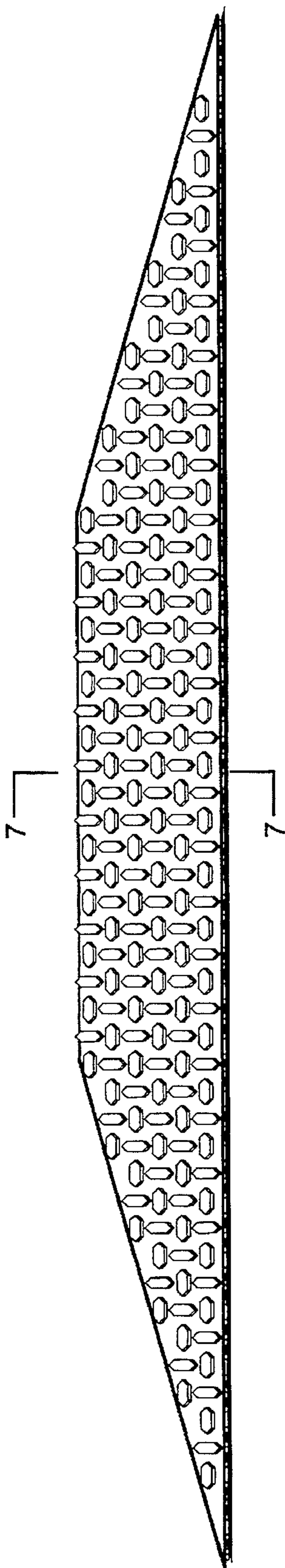


FIG. 2




FIG. 4

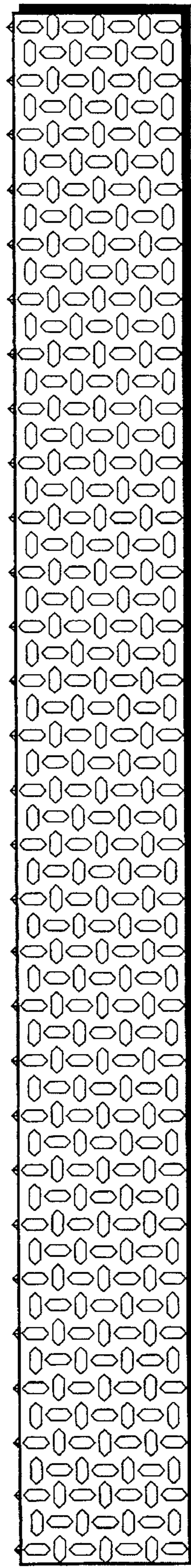


FIG. 5

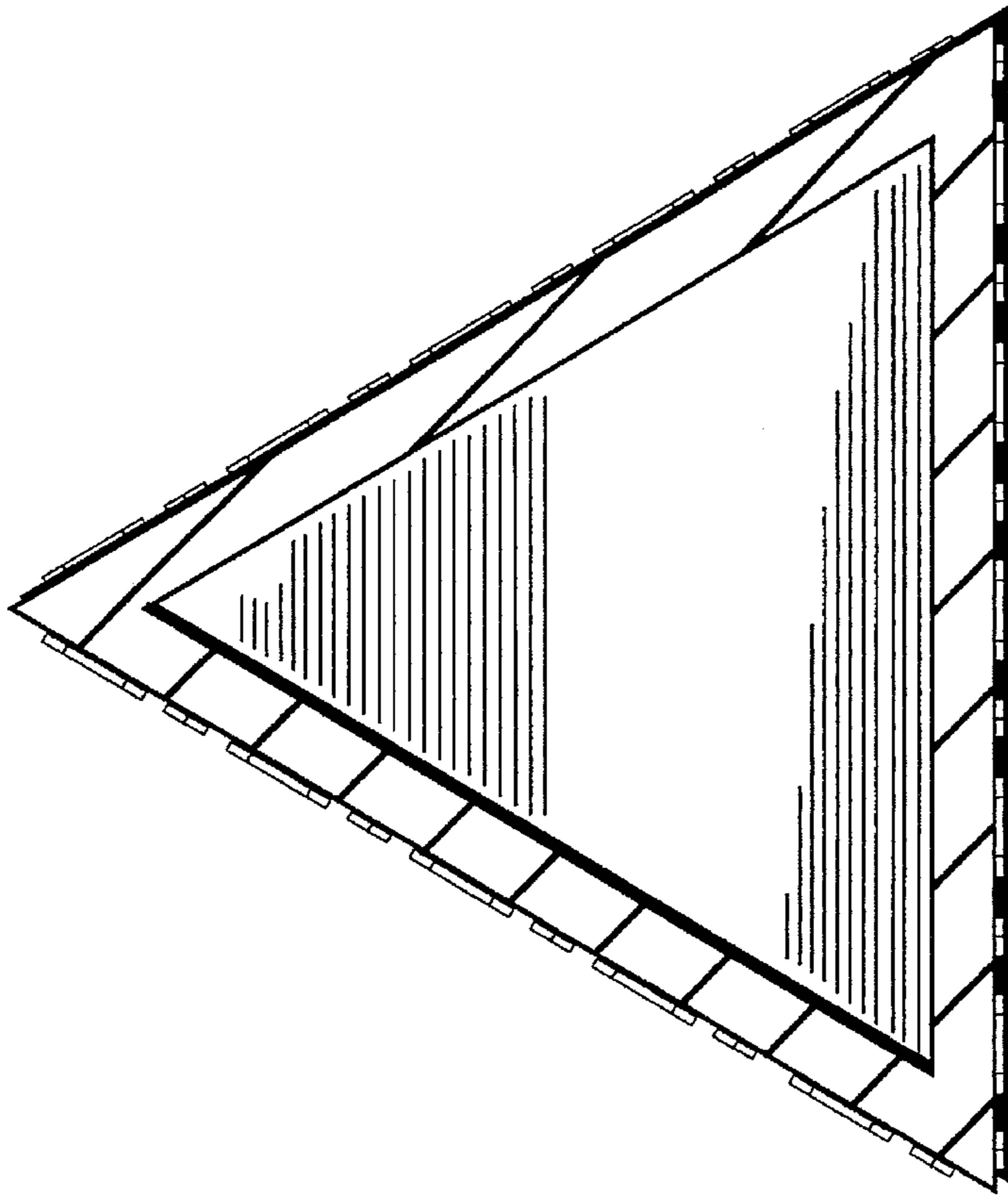


FIG. 7

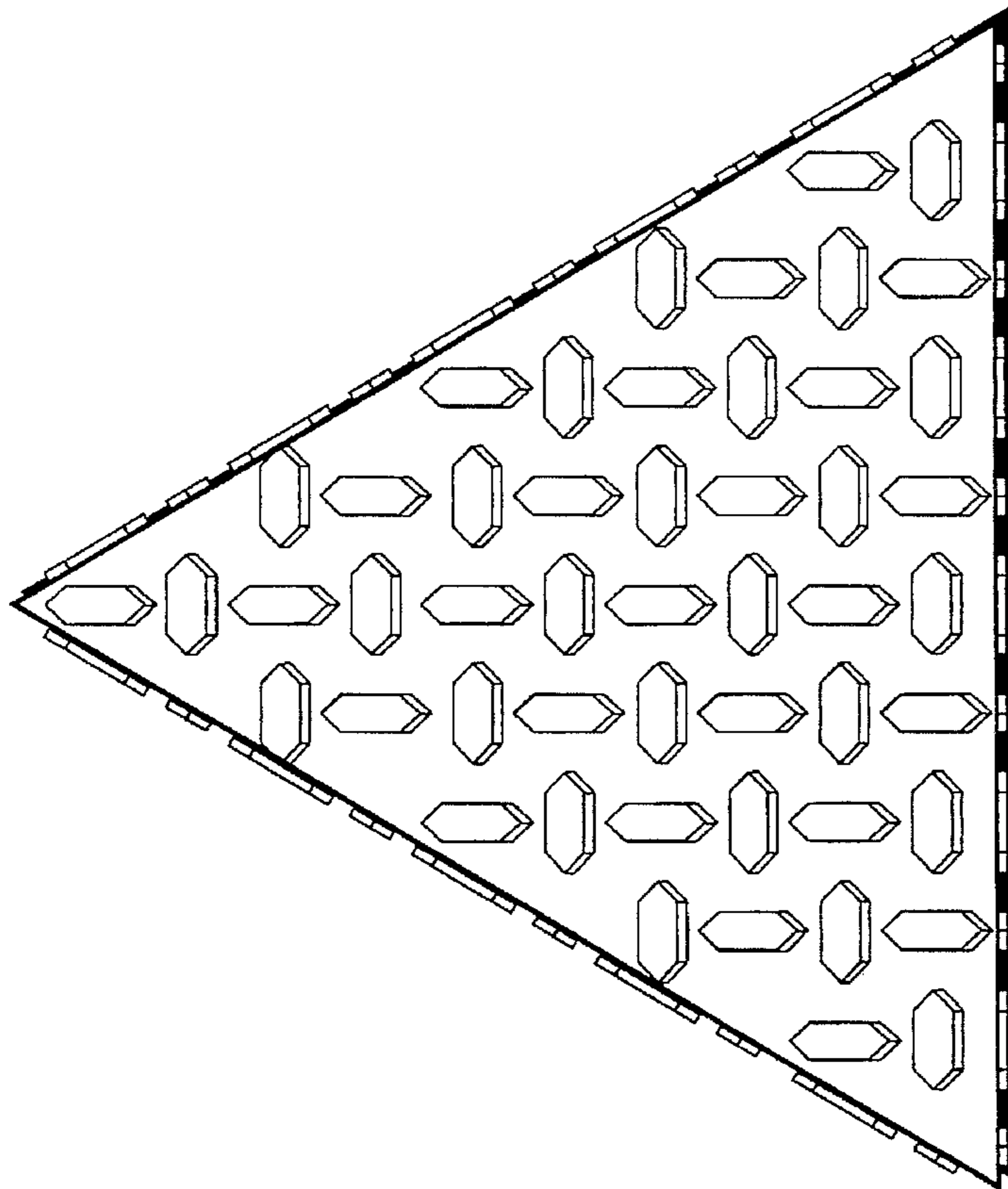


FIG. 3

FIG. 6

