



US00D380349S

# United States Patent [19] Indekeu

[11] Patent Number: **Des. 380,349**

[45] Date of Patent: **\*\*Jul. 1, 1997**

[54] **BREAD CONTAINER**

[75] Inventor: **Erik D. W. Indekeu**, Borgerhout, Belgium

[73] Assignee: **Dart Industries Inc.**, Orlando, Fla.

[\*\*] Term: **14 Years**

[21] Appl. No.: **53,893**

[22] Filed: **Jan. 11, 1996**

[51] LOC (6) Cl. .... **07-01**

[52] U.S. Cl. .... **D7/543; D7/554; D7/609; D7/629**

[58] Field of Search ..... D7/554, 609, 601, D7/612, 505, 538, 543, 545, 548, 550, 698, 602, 629; D9/432, 423, 424; 220/675, 671, 660, 608, 556, 575, 23.8

[56] **References Cited**

**U.S. PATENT DOCUMENTS**

D. 51,837	3/1918	Evans	.....	D7/550 X
D. 147,909	11/1947	Kleinberg	.....	D7/554
D. 174,831	5/1955	Nowak	.....	D7/550
D. 178,985	10/1956	Block	.....	D7/545
D. 243,914	4/1977	Marubashi et al.	.....	D7/629
D. 282,808	3/1986	Daenen et al.	.	
D. 298,903	12/1988	Watson	.....	D7/548
D. 320,908	10/1991	Zimmerman	.....	D7/545
D. 344,658	3/1994	Arkoosh, Jr. et al.	.....	D7/554

D. 348,805	7/1994	Cauterfels	.....	D7/550 X
D. 358,965	6/1995	Meier et al.	.....	D7/550
D. 360,808	8/1995	Meier et al.	.....	D7/550
D. 363,196	10/1995	Kristiansen	.....	D7/550 X
D. 365,251	12/1995	Lo	.....	D7/543 X
D. 370,345	6/1996	Wolff	.....	D9/425 X
3,698,783	10/1972	Swett et al.	.	
3,863,833	2/1975	Swett et al.	.....	D7/629 X
4,091,953	5/1978	Daenen	.	
5,009,053	4/1991	Langenbeck et al.	.....	220/671 X
5,409,126	4/1995	De Mars	.	

Primary Examiner—M. N. Pandozzi  
Attorney, Agent, or Firm—John A. Doninger

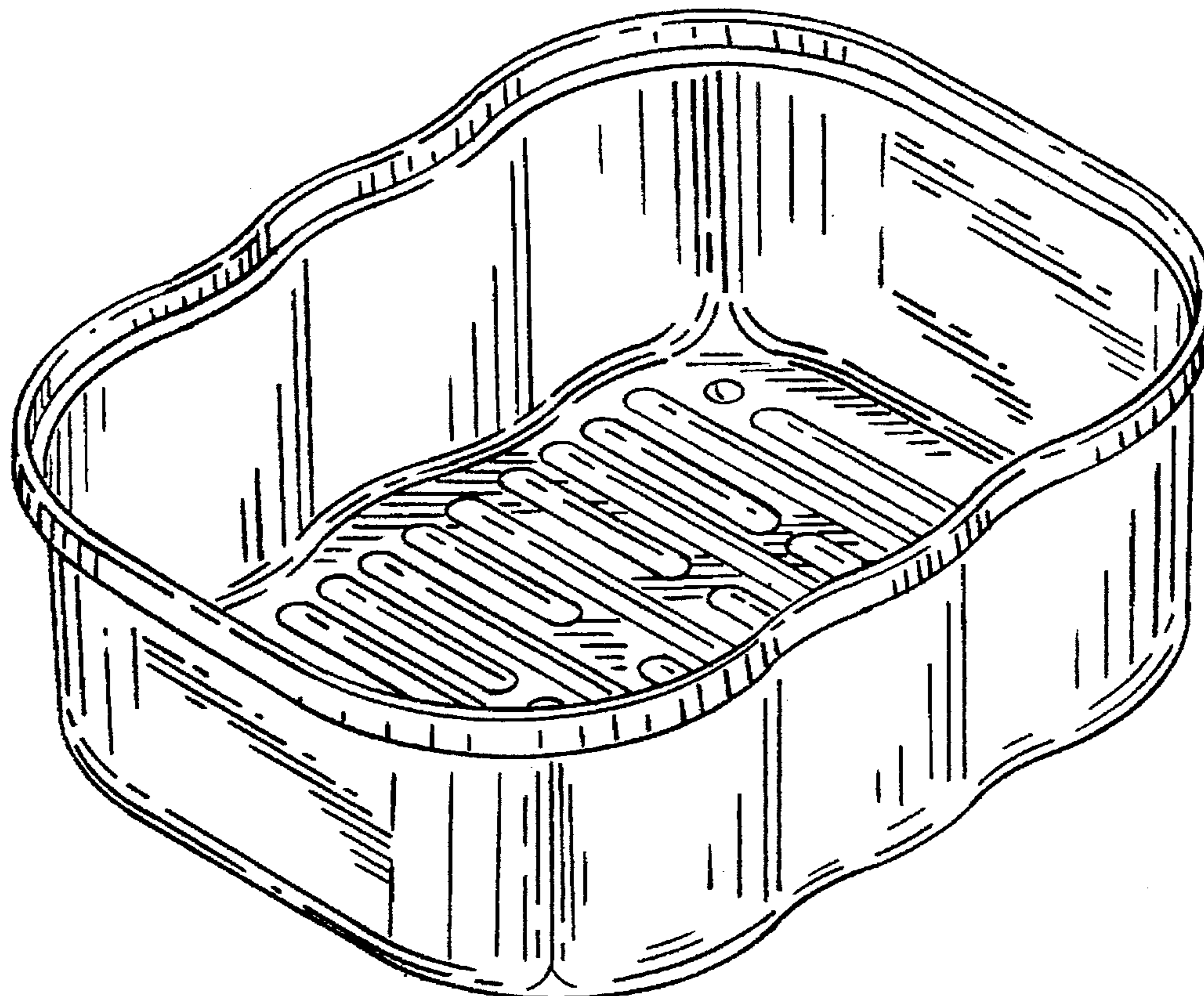
[57] **CLAIM**

The ornamental design for a bread container, as shown.

**DESCRIPTION**

FIG. 1 is top, front and side perspective view of a bread container showing my new design;  
FIG. 2 is a top plan view thereof;  
FIG. 3 is a bottom plan view thereof;  
FIG. 4 is a front elevation view thereof;  
FIG. 5 is a rear elevation view thereof;  
FIG. 6 is a left side elevation view thereof;  
FIG. 7 is a right side elevation view thereof;  
FIG. 8 is a cross-section thereof taken on line 8—8 in FIG. 2; and,  
FIG. 9 is a cross-section thereof taken on line 9—9 in FIG. 2.

**1 Claim, 4 Drawing Sheets**



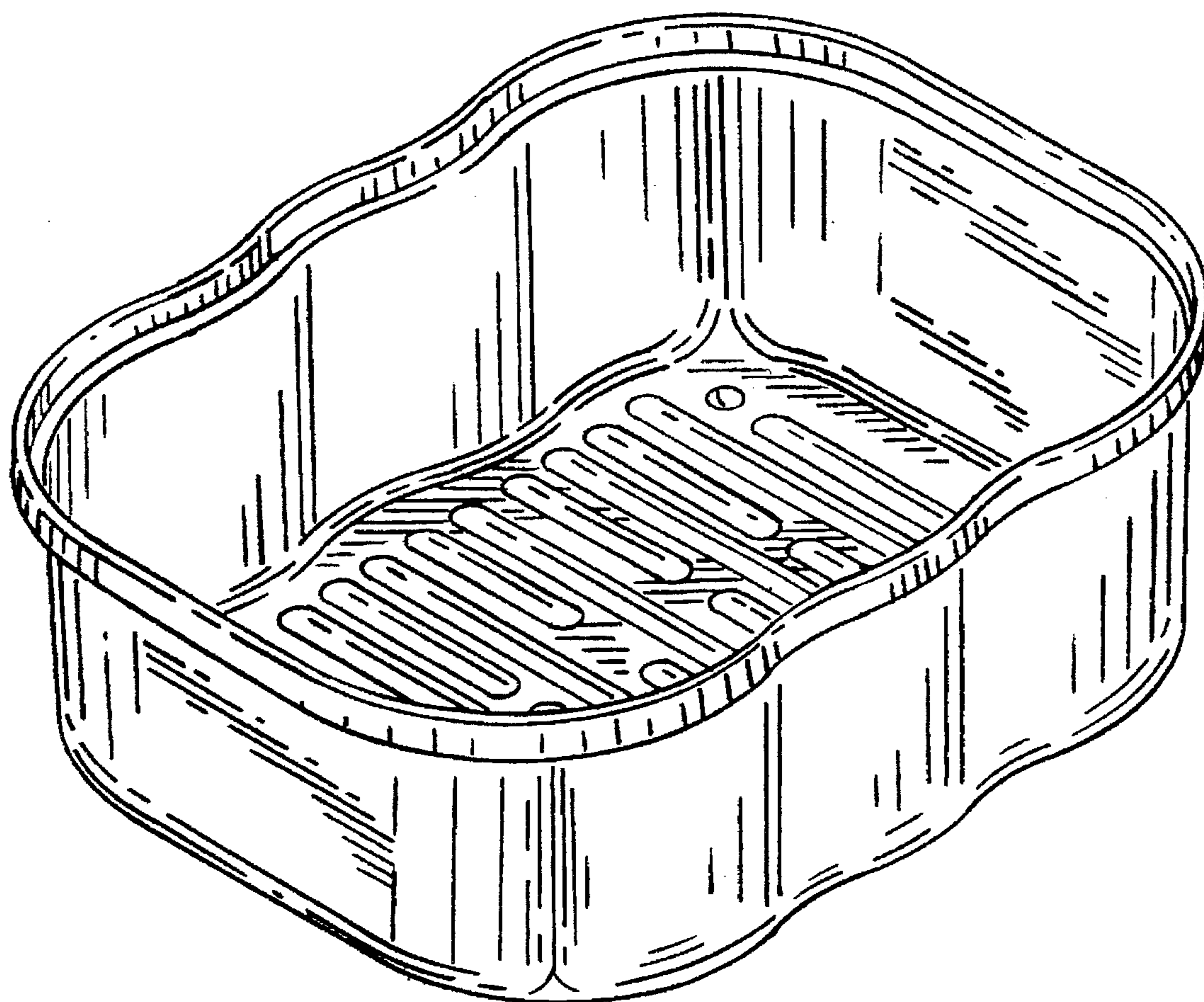


FIG. 1

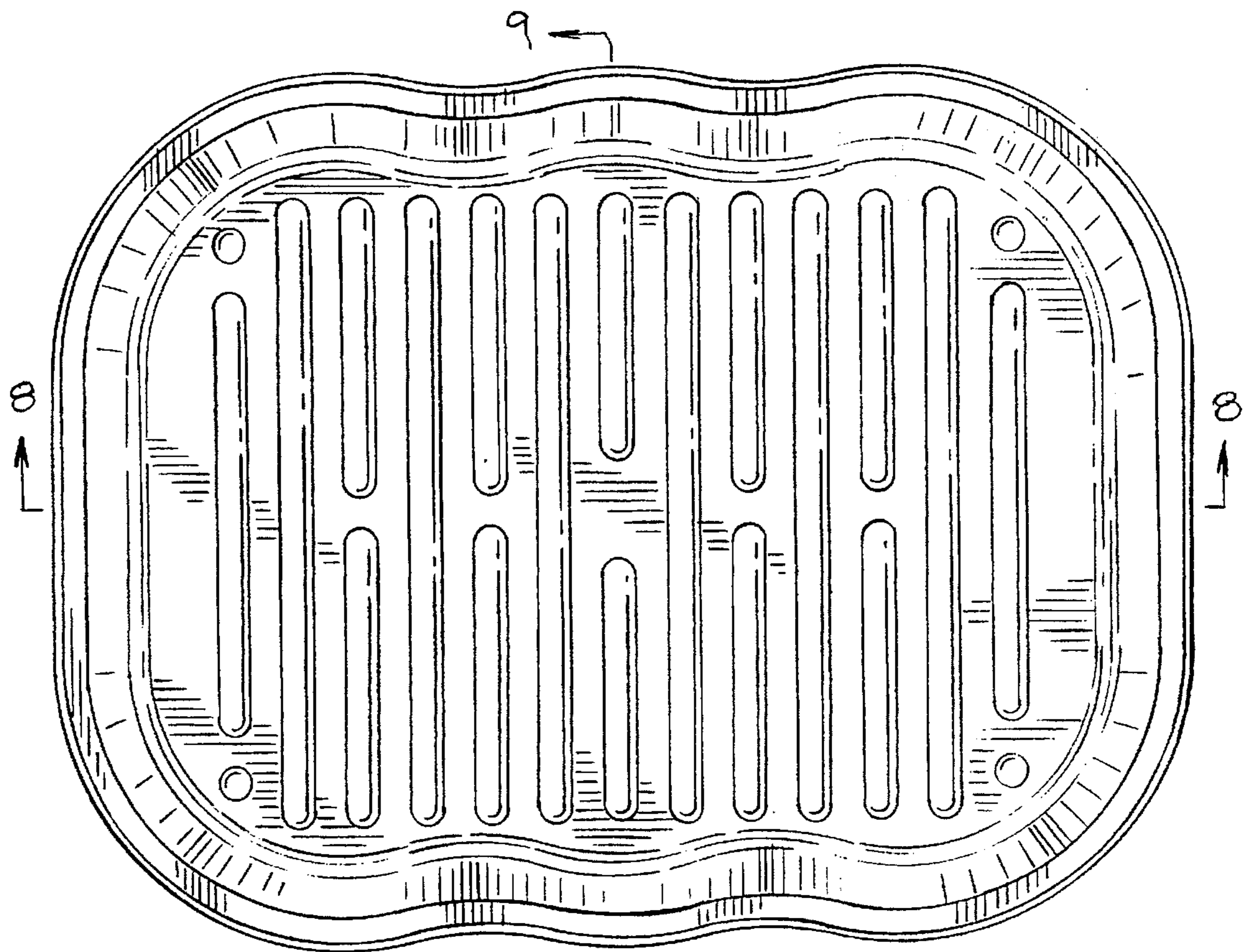


FIG. 1

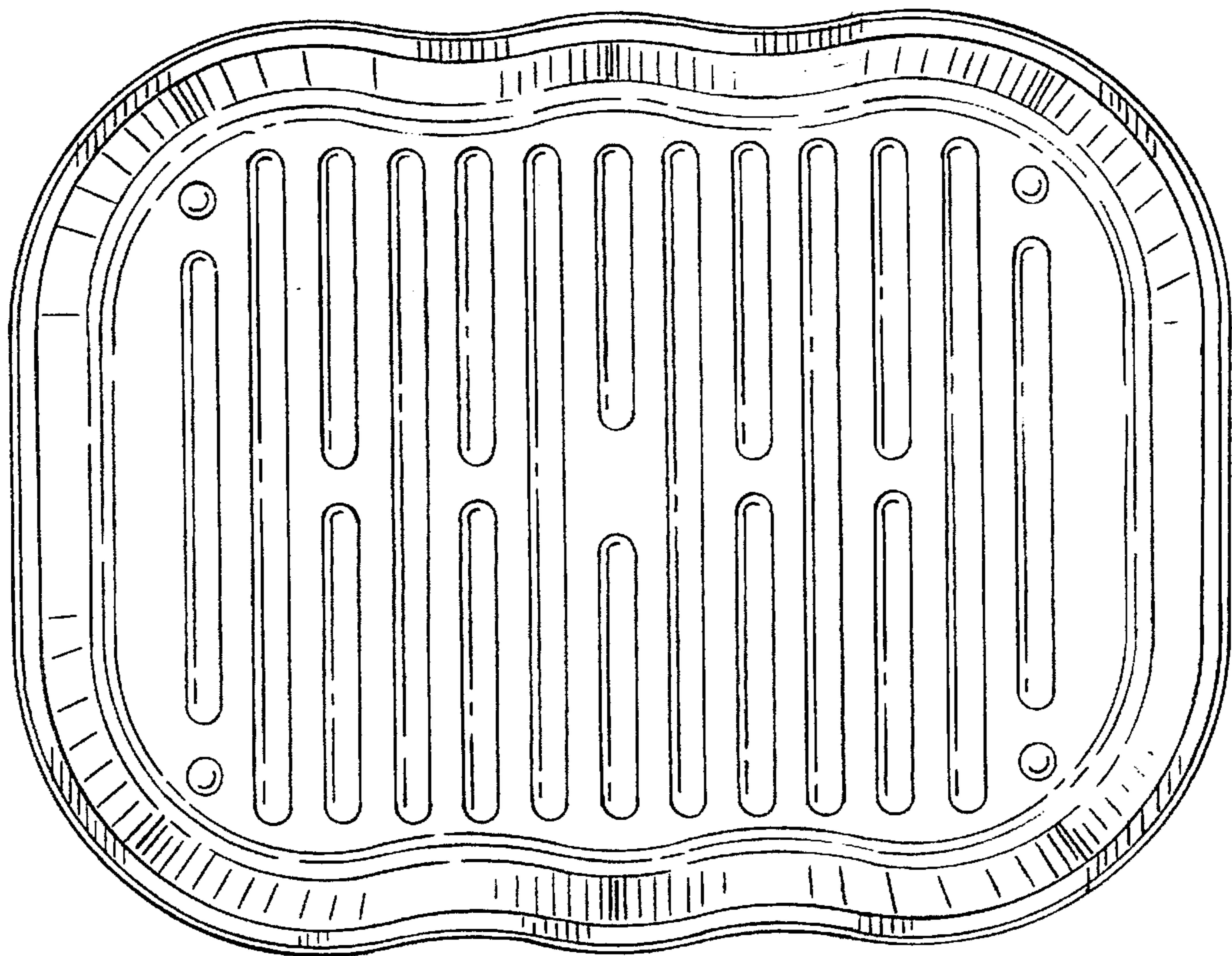


FIG. 2

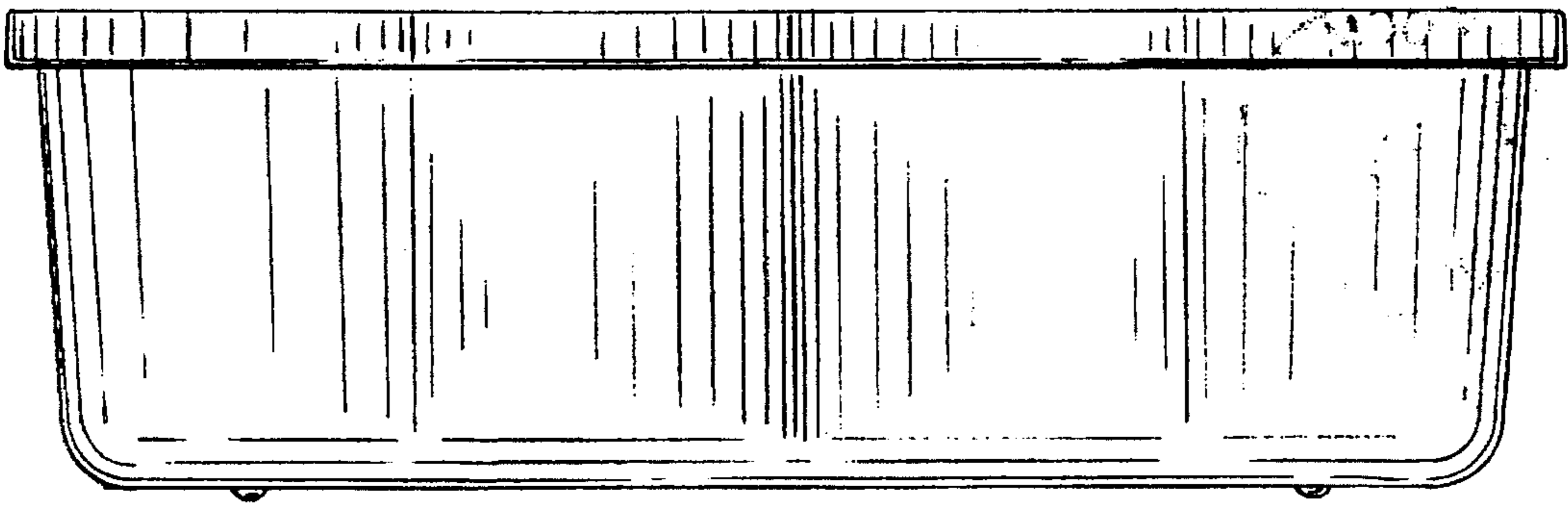


FIG. 4

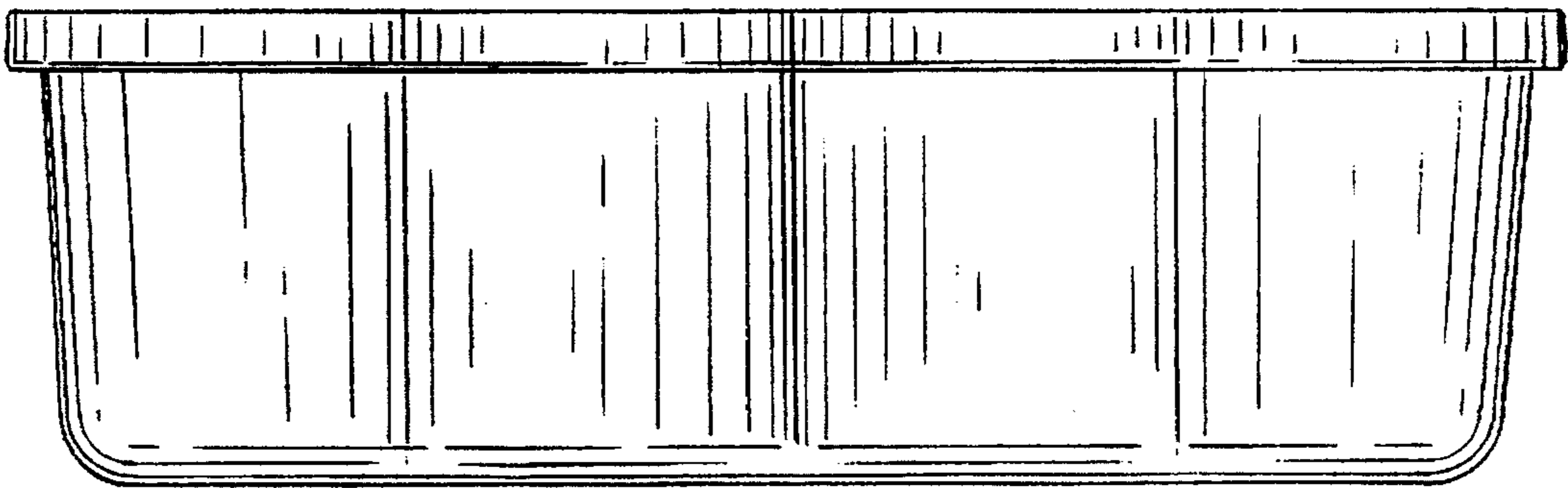


FIG. 5

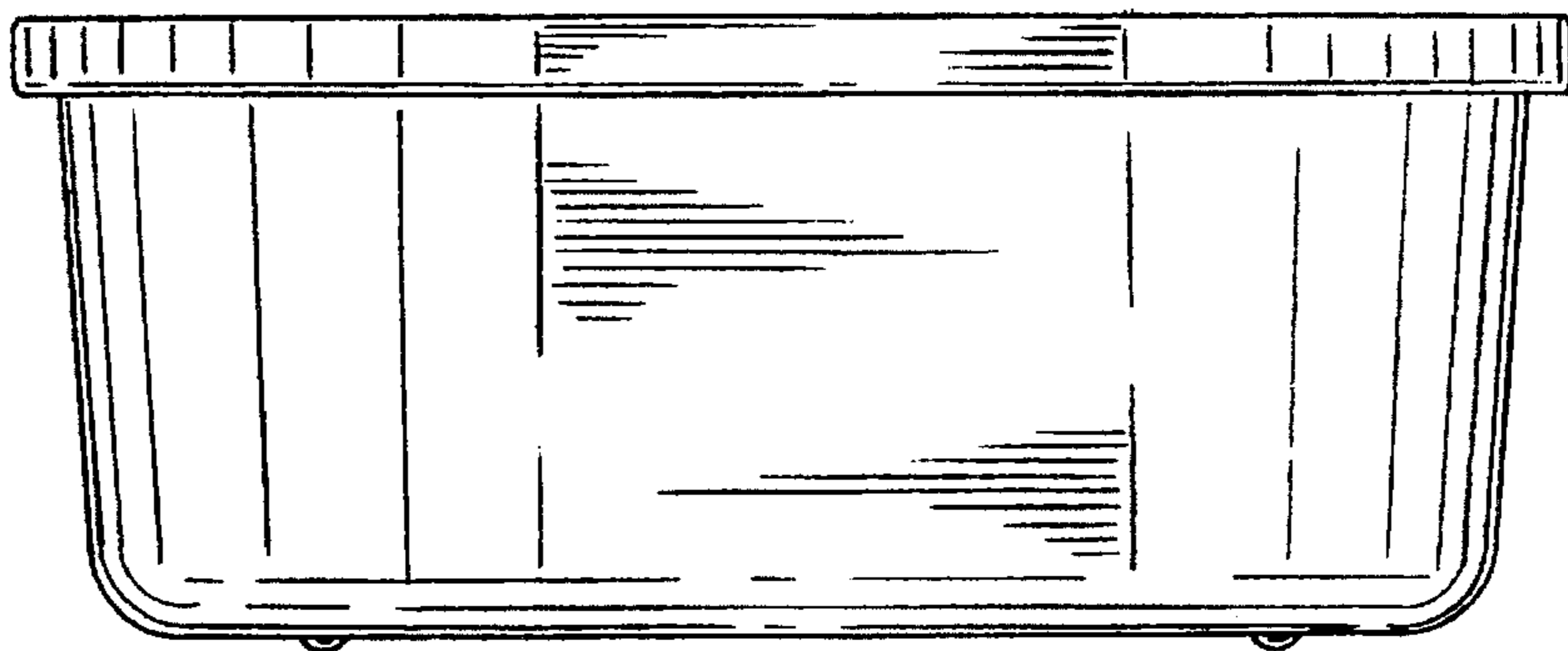


FIG. 6



FIG. 7

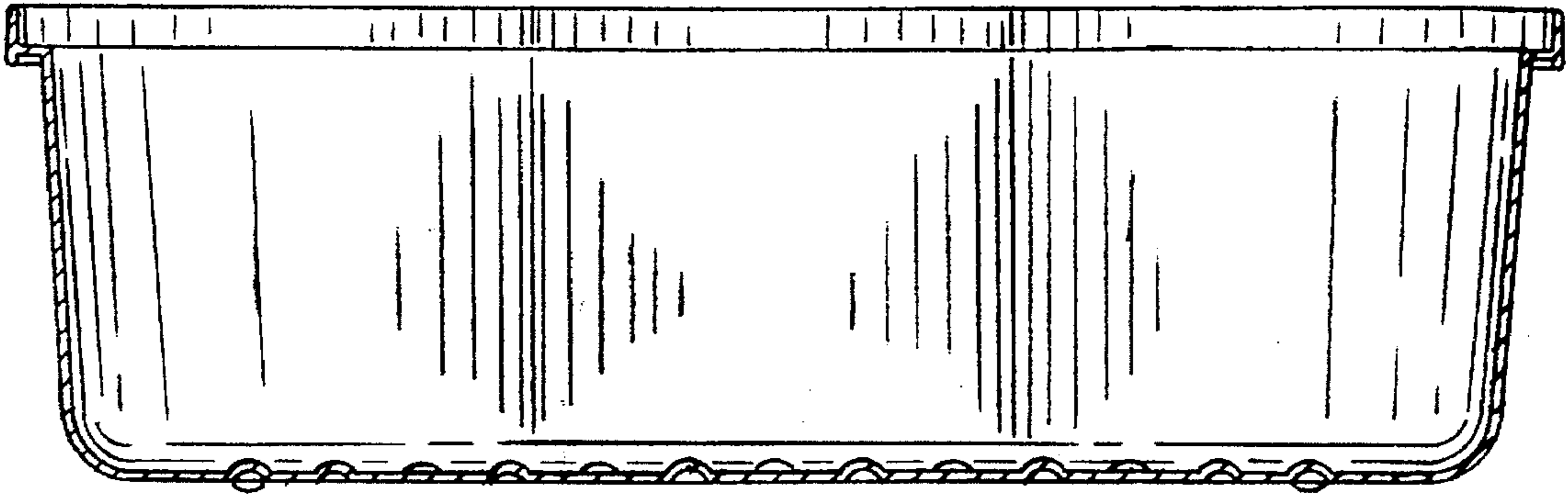


FIG. 8




FIG. 9