

US00D380345S

**United States Patent** [19]  
**Lu**

[11] **Patent Number: Des. 380,345**  
[45] **Date of Patent: \*\*Jul. 1, 1997**

[54] **UNIVERSAL HANDLE**

[76] **Inventor: Nai-Pin Lu**, 6F, No.705, Da Dun Road, Taichung, Taiwan

[\*\*] **Term: 14 Years**

[21] **Appl. No.: 53,025**

[22] **Filed: Apr. 10, 1996**

[51] **LOC (6) Cl. .... 07-03**

[52] **U.S. Cl. .... D7/395; D7/393; D7/401.2; D8/107**

[58] **Field of Search** ..... D7/393, 395, 642, D7/645, 649, 650, 401.2, 688, 691, 693; D8/98, 99, 107; 30/147-150, 340, 342, 345; 16/110 R, 114 R; D22/117, 118

[56] **References Cited**

**U.S. PATENT DOCUMENTS**

- D. 185,958 8/1959 Bougie ..... D8/98
- D. 362,588 9/1995 Cohen et al. .... D7/393
- D. 362,589 9/1995 Cohen et al. .... D7/393

**OTHER PUBLICATIONS**

The Chefs Catalog; order form; Good grips handle.

*Primary Examiner*—James Gandy

*Assistant Examiner*—Caron D. Veynar

*Attorney, Agent, or Firm*—Charles E. Baxley, Esq.

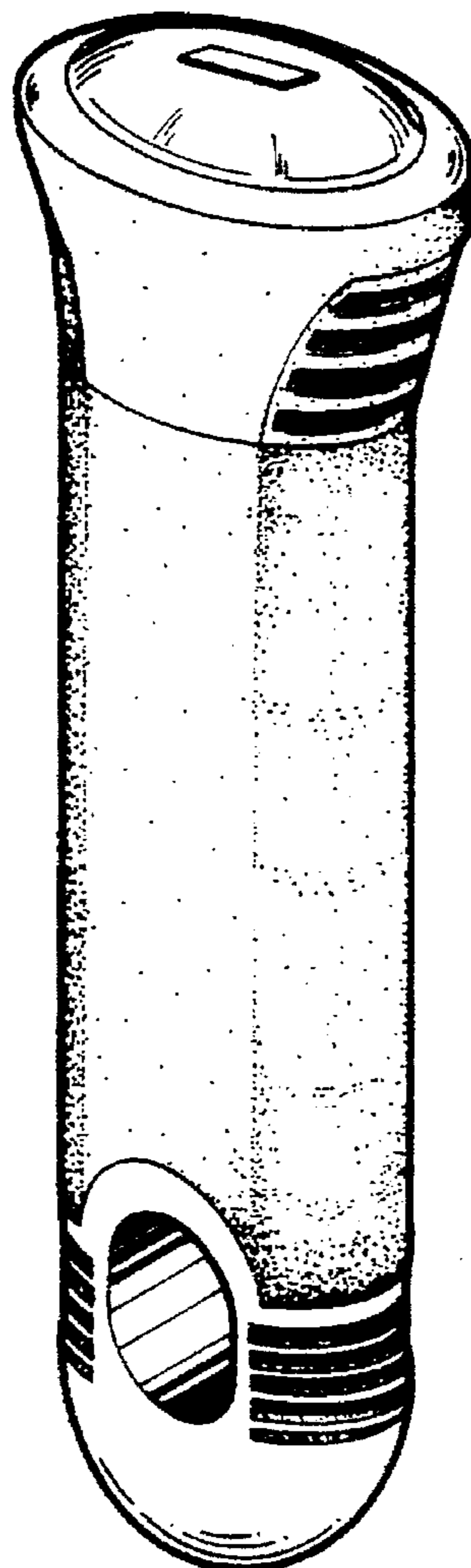
[57] **CLAIM**

The ornamental design for a universal handle, as shown and described.

**DESCRIPTION**

FIG. 1 is a perspective view of a universal handle showing my new design;  
 FIG. 2 is a front elevational view thereof, the opposite end being identical in appearance;  
 FIG. 3 is a right elevational view thereof, the left side elevational view being identical in appearance;  
 FIG. 4 is a top plan view thereof;  
 FIG. 5 is a bottom plan view thereof; and,  
 FIG. 6 is a perspective view, the broken line showing of a knife blade is for illustrative purposes only and forms no part of the claimed design.

**1 Claim, 3 Drawing Sheets**






FIG.1

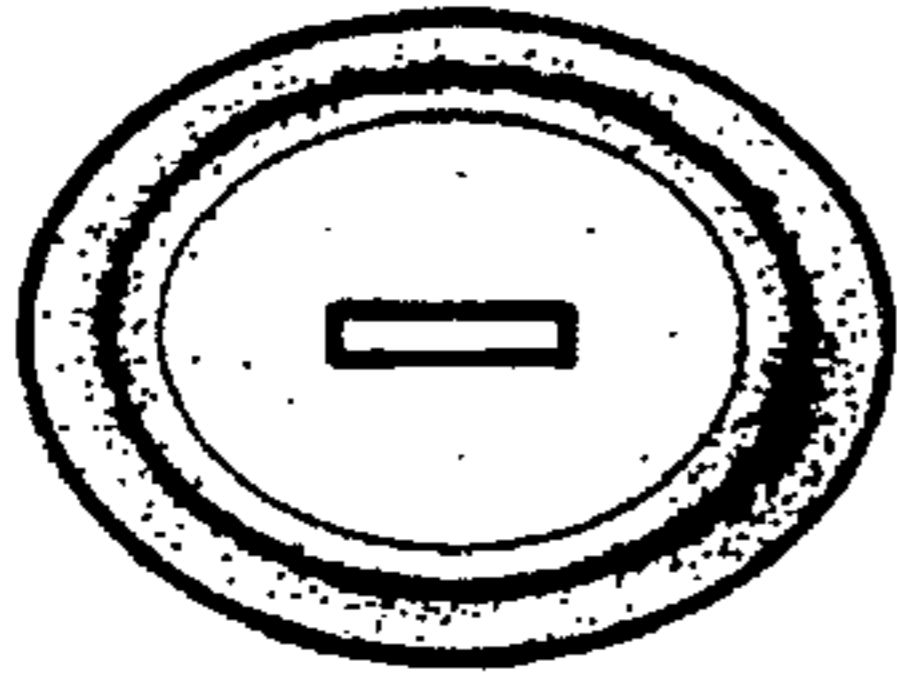


FIG. 4



FIG. 2



FIG. 3

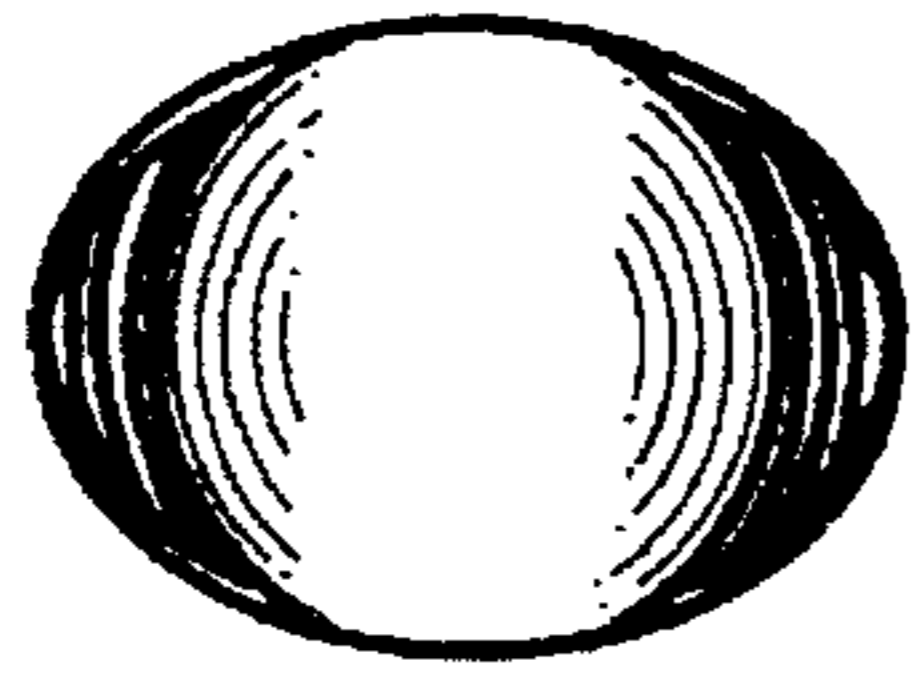


FIG. 5

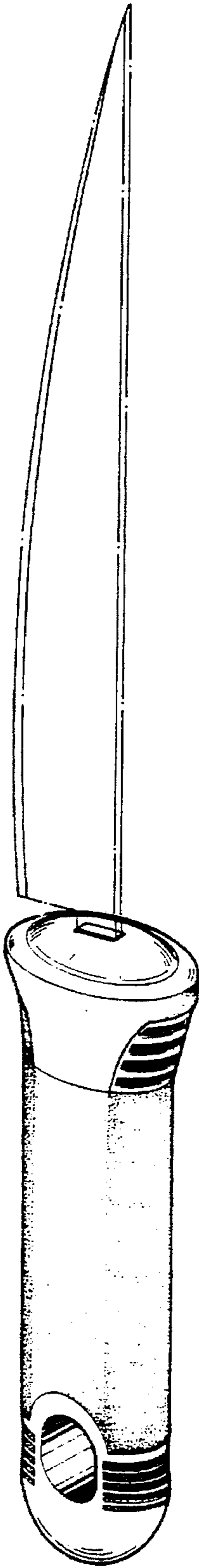


FIG.6