



US00D380332S

**United States Patent** [19]  
**Laymance**

[11] **Patent Number: Des. 380,332**

[45] **Date of Patent: \*\*Jul. 1, 1997**

[54] **COMBINED PERSONALIZED MESSAGE CASSETTE TAPE AND CASE**

[76] **Inventor: Gordon Laymance, 1108 Scott St., Grangeville, Id. 83530**

[\*\*] **Term: 14 Years**

[21] **Appl. No.: 50,251**

[22] **Filed: Feb. 12, 1996**

[51] **LOC (6) Cl. .... 06-04**

[52] **U.S. Cl. .... D6/634; D6/407; D6/632**

[58] **Field of Search ..... D6/407, 626-634; 206/387.1, 309-313; D9/306**

[56] **References Cited**

**U.S. PATENT DOCUMENTS**

3,301,467	1/1967	Shore	.....	D9/306
4,119,200	10/1978	Cassidy et al.	.....	206/387.1
4,433,780	2/1984	Ellis	.....	206/387.1
4,651,876	3/1987	Tanuma et al.	.....	206/387.1

*Primary Examiner*—Louis S. Zarfes  
*Assistant Examiner*—Gregory Andoll  
*Attorney, Agent, or Firm*—Harold H. Dutton, Jr.; W. Charles L. Jamison; Diane F. Liebman


[57] **CLAIM**

The ornamental design for a combined personalized message cassette tape and case, as shown and described.

**DESCRIPTION**

FIG. 1 is a perspective view of a combined personalized message cassette tape and case showing my new design in the open position;  
FIG. 2 is a closed top view thereof;  
FIG. 3 is a bottom view thereof;  
FIG. 4 is a front view thereof;  
FIG. 5 is a rear view thereof; and,  
FIG. 6 is a left side view thereof; the right side views is a mirror image thereof.

**1 Claim, 3 Drawing Sheets**






FIG. 1

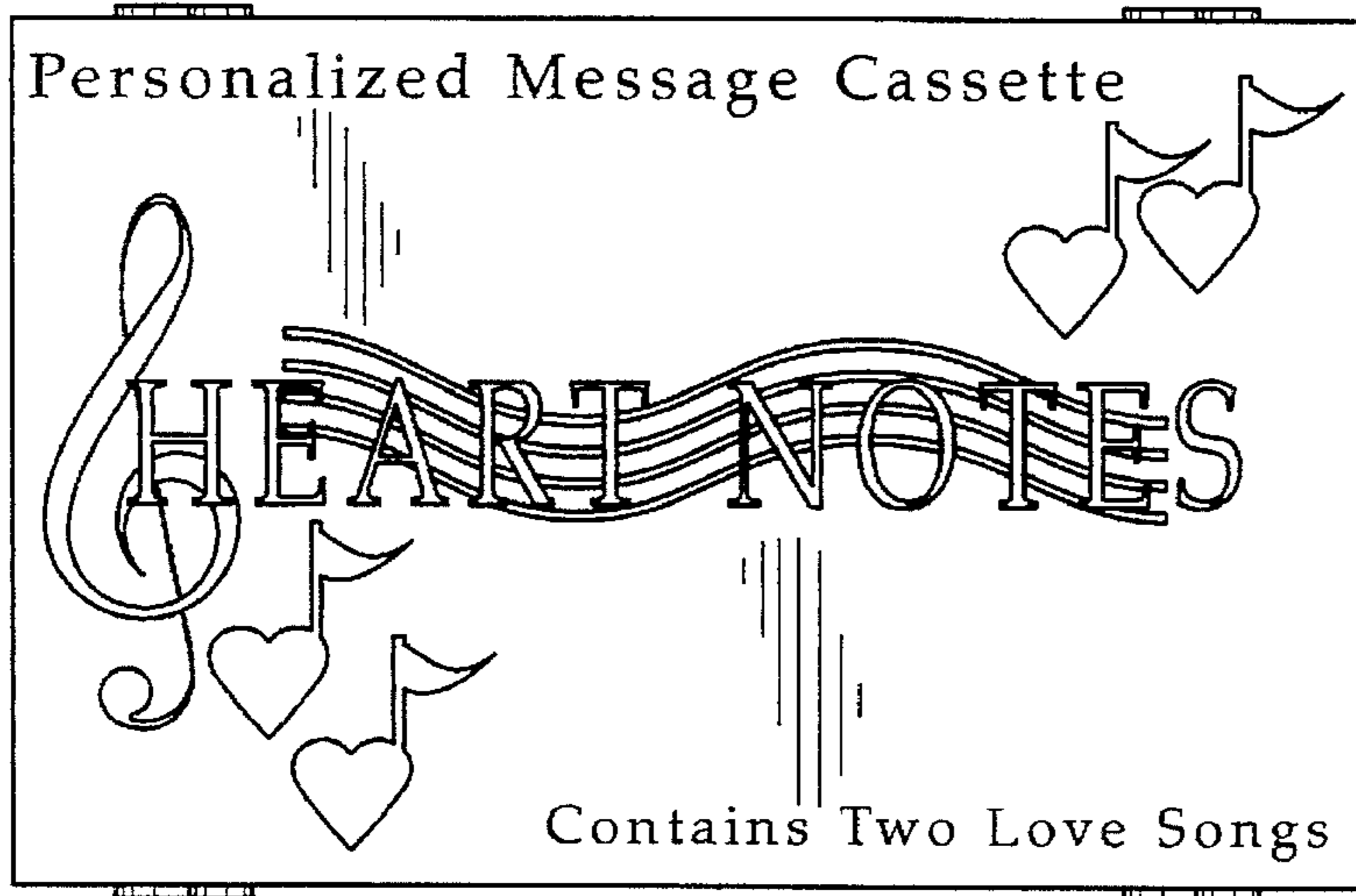


FIG. 2

FIG. 3






FIG. 4

FIG. 5




FIG. 6

