



US00D380325S

United States Patent [19] Kempf

[11] Patent Number: **Des. 380,325**

[45] Date of Patent: ****Jul. 1, 1997**

[54] **ADJUSTABLE HOLDER FOR A TISSUE BOX**

[76] Inventor: **G. Chris Kempf**, 1358 Vail Valley Dr.,
Vail, Colo. 81657

[**] Term: **14 Years**

[21] Appl. No.: **52,352**

[22] Filed: **Mar. 28, 1996**

[51] LOC (6) Cl. **07-07**

[52] U.S. Cl. **D6/518; D6/567; D6/553;
D6/512**

[58] Field of Search **D6/512, 515, 517,
D6/518, 522, 553, 567; 206/233; 211/45,
71, 86, 89; 248/309.1, 311.2, 316.1, 905**

[56] **References Cited**

U.S. PATENT DOCUMENTS

- D. 239,682 4/1976 Farmer D6/553
- D. 298,396 11/1988 Gallego D6/513 X
- D. 362,779 10/1995 Chen D6/518 X
- 2,263,956 11/1941 Russell 248/311.2

- 3,288,416 11/1966 Franklin 248/905 X
- 3,733,044 5/1973 Rabner .
- 3,902,932 9/1975 Gdanski et al. .
- 3,917,207 11/1975 Quigley .
- 5,145,139 9/1992 Holtsch .
- 5,197,705 3/1993 Baskas .
- 5,413,299 5/1995 Holtsch .

Primary Examiner—Brian N. Vinson
Attorney, Agent, or Firm—Dorr, Carson, Sloan & Birney, PC

[57] **CLAIM**

The ornamental design for an adjustable holder for a tissue box, as shown and described.

DESCRIPTION

FIG. 1 is a front perspective view of the holder;
FIG. 2 is a front elevational view of the holder;
FIG. 3 is a right side view of the holder, with the left side view being a mirror image of FIG. 3;
FIG. 4 is a rear elevational of the holder;
FIG. 5 is a top view of the holder; and,
FIG. 6 is a bottom view of the holder.

1 Claim, 3 Drawing Sheets

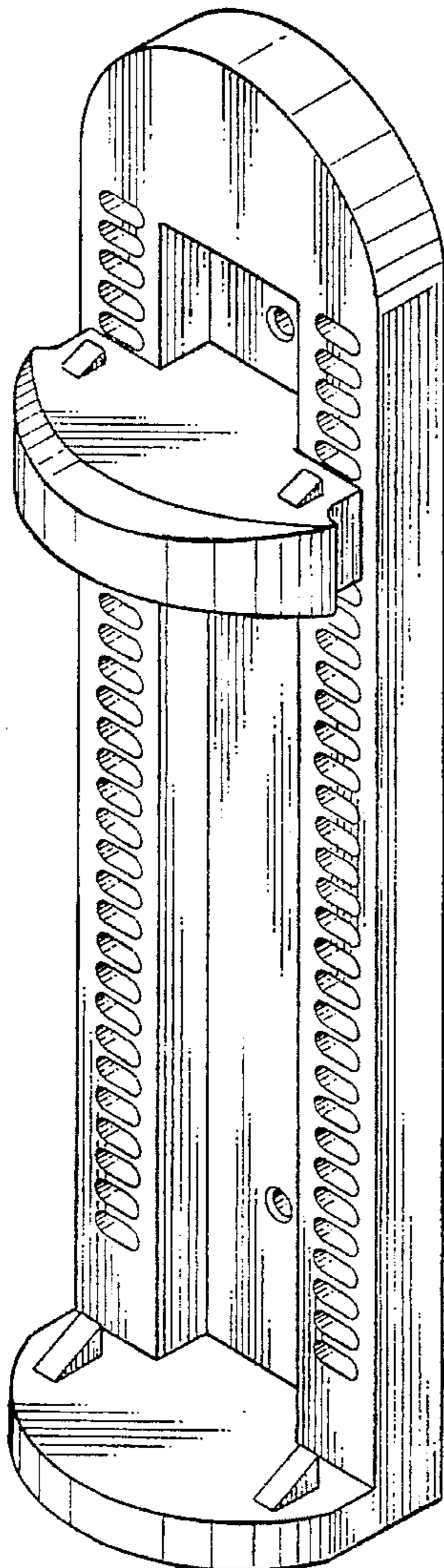


Fig. 1

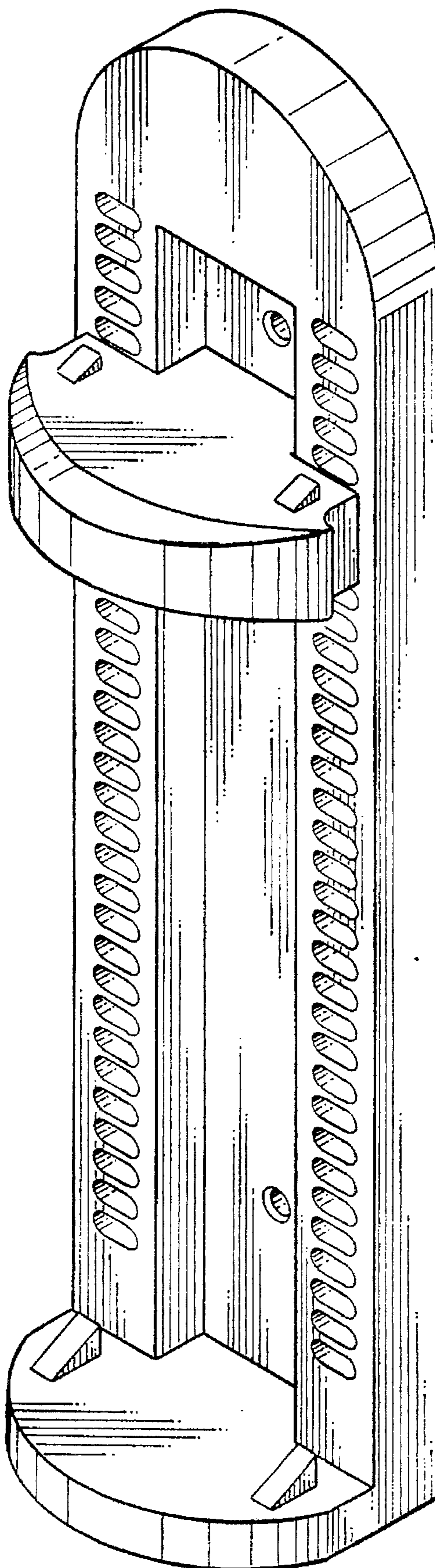


Fig. 2

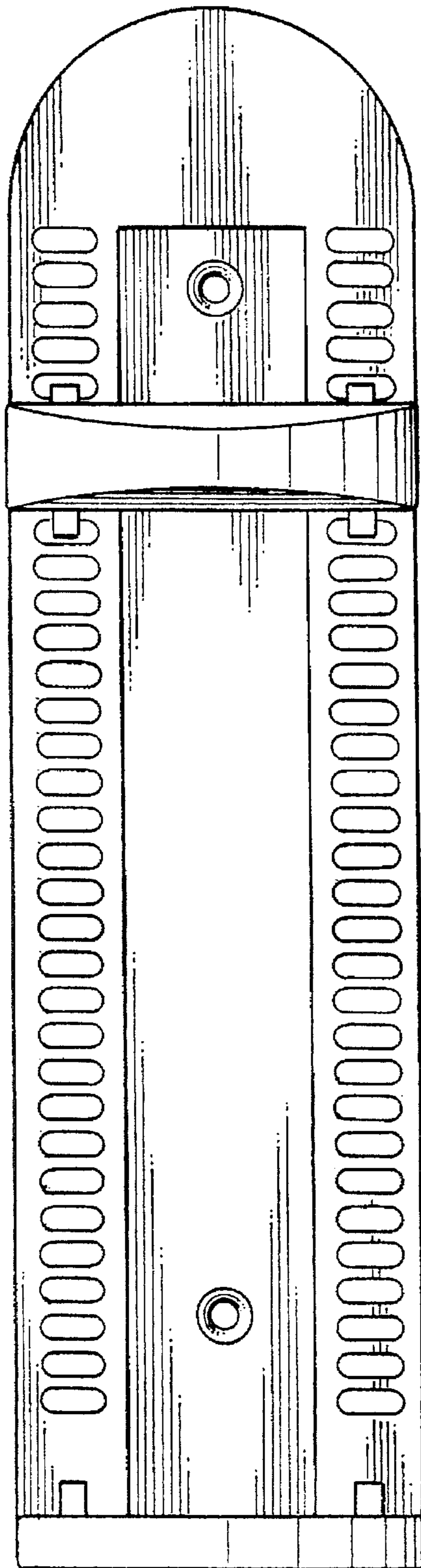


Fig. 3




Fig. 4

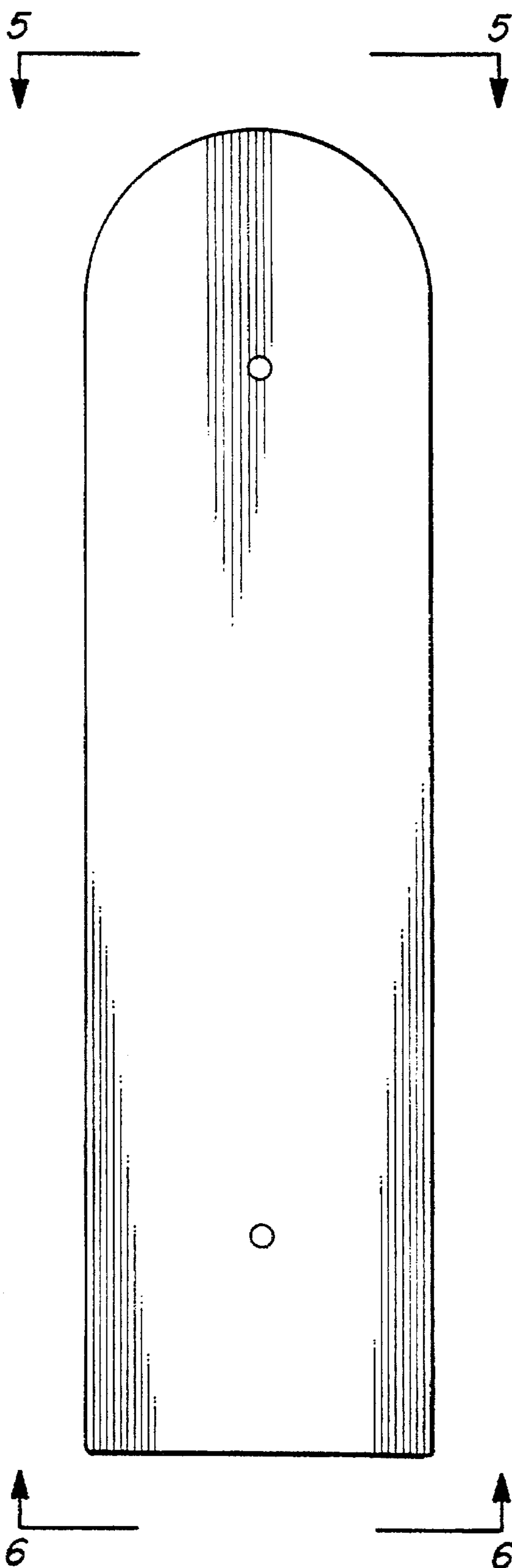


Fig. 5

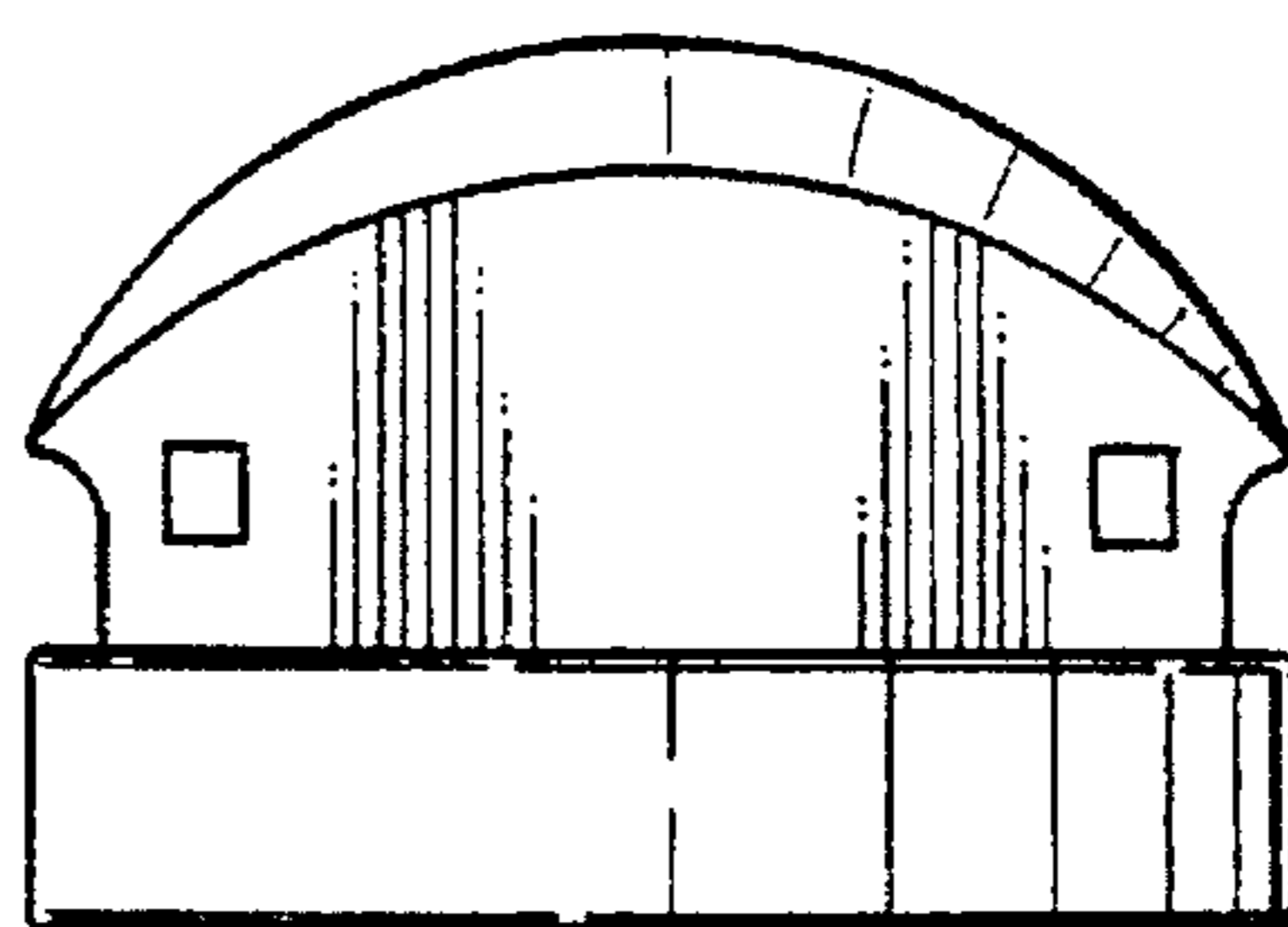


Fig. 6

