



US00D380313S

# United States Patent [19] Slear

[11] Patent Number: **Des. 380,313**

[45] Date of Patent: **\*\*Jul. 1, 1997**

[54] **BENCH**

[76] Inventor: **Carl A. Slear**, 788 Mercer Rd., Butler, Pa. 16001

[\*\*] Term: **14 Years**

[21] Appl. No.: **51,894**

[22] Filed: **Mar. 19, 1996**

[51] LOC (6) Cl. .... **06-01**

[52] U.S. Cl. .... **D6/370; D6/380; D6/381**

[58] Field of Search ..... D6/334, 335, 370, D6/374, 376, 379, 380, 381, 500, 501, 502; 297/232, 452.63

[56] **References Cited**

**U.S. PATENT DOCUMENTS**

- D. 183,417 8/1958 Cohen ..... D6/380
- D. 189,348 11/1960 Lubberts et al. .... D6/380
- D. 216,115 11/1969 Suzuki ..... D6/370

- D. 229,591 12/1973 Trail et al. .... D6/370
- D. 349,195 8/1994 Hess ..... D6/379 X
- D. 351,290 10/1994 Chen ..... D6/334 X
- D. 372,133 7/1996 Slear ..... D6/370

*Primary Examiner*—Gary D. Watson  
*Attorney, Agent, or Firm*—Webb Ziesenheim Bruening Logsdon Orkin & Hanson, P.C.

[57] **CLAIM**

The ornamental design for bench, as shown and described.

**DESCRIPTION**

FIG. 1 is a front elevation view of a bench according to my new design;

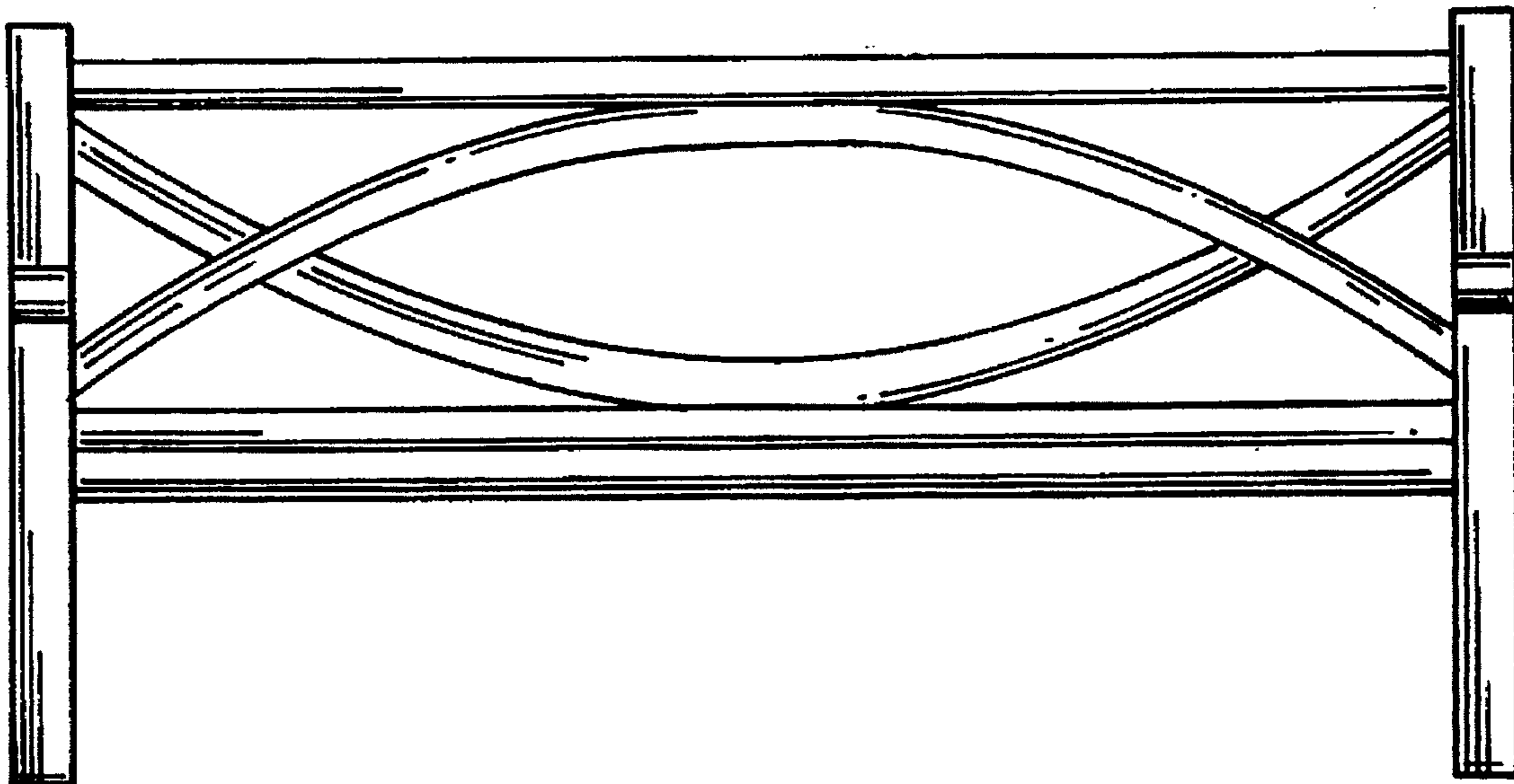
FIG. 2 is a rear elevation view thereof;

FIG. 3 is a top plan view thereof;

FIG. 4 is a bottom plan view thereof; and,

FIG. 5 is a right side elevation view thereof, the opposite side elevation view of which is a mirror image.

**1 Claim, 2 Drawing Sheets**



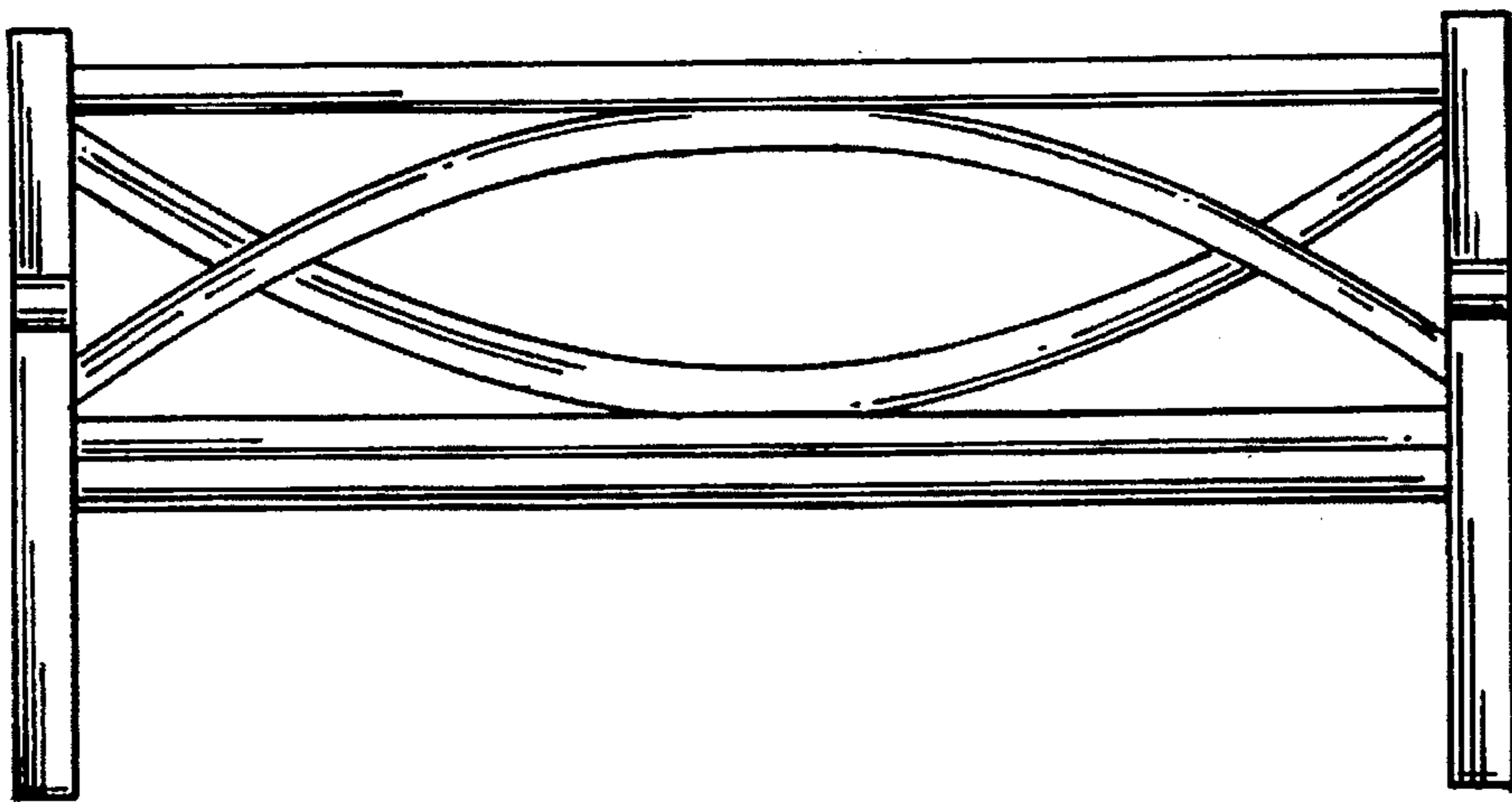


FIG. 1

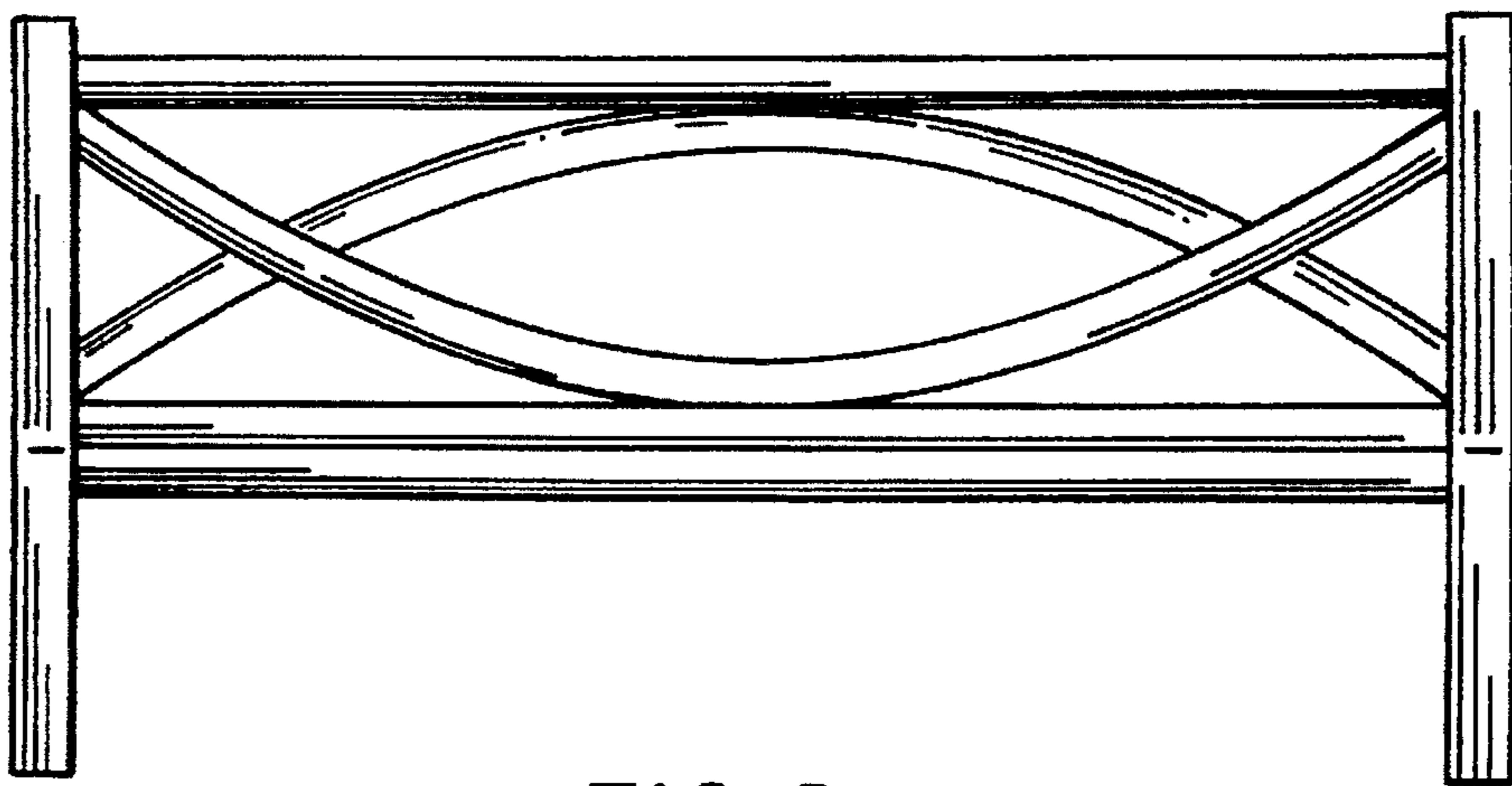


FIG. 2




FIG. 3




FIG. 4




FIG. 5