



US00D380293S

United States Patent [19]
Cudmore

[11] **Patent Number: Des. 380,293**
[45] **Date of Patent: **Jul. 1, 1997**

[54] **COMBINED ACCESSORY JACKET AND RING LOCK TAB**

[75] **Inventor: Colin P. Cudmore, Duxbury, Mass.**

[73] **Assignee: Design Development Group, Incorporated, Pembroke, Mass.**

[**] **Term: 14 Years**

[21] **Appl. No.: 51,034**

[22] **Filed: Feb. 23, 1996**

[51] **LOC (6) Cl. 03-01**

[52] **U.S. Cl. D3/208**

[58] **Field of Search D3/207-211; 206/87, 206/94; 431/343**

[56] **References Cited**

U.S. PATENT DOCUMENTS

D. 86,485	3/1932	Sockett	D3/208
D. 111,535	9/1938	Florman	D3/209
D. 121,541	7/1940	Lipic, Jr.	D3/208
D. 270,968	10/1983	Boal	D3/208
D. 324,955	3/1992	Coffey et al. .	
2,599,660	6/1952	Poutinem	63/2

4,407,148	10/1983	Rousseau	24/573.1
4,475,297	10/1984	Lonsmin .	
4,901,848	2/1990	Parren .	
5,067,836	11/1991	Khan .	
5,169,305	12/1992	Kee .	
5,181,847	1/1993	Da Silva .	
5,271,730	12/1993	Acácio da Silva .	

Primary Examiner—Ralf Seifert
Attorney, Agent, or Firm—Samuels, Gauthier, Stevens & Reppert

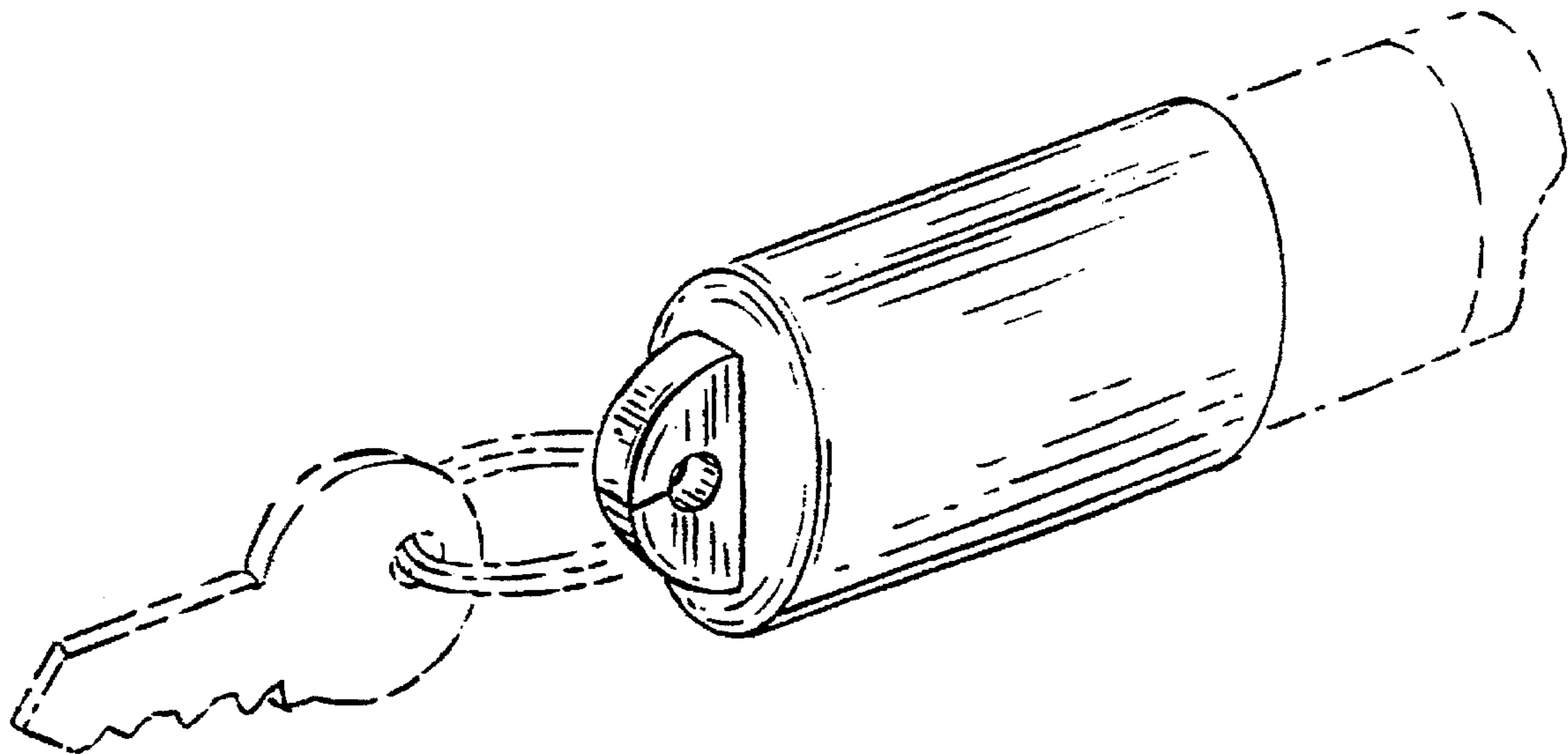
[57] **CLAIM**

The ornamental design for a combined accessory jacket and ring lock tab, as shown and described.

DESCRIPTION

FIG. 1 is a perspective view of a combined accessory jacket and ring lock tab showing my new design;
FIG. 2 is a top plan view thereof;
FIG. 3 is a front elevational view, the rear view being a mirror image thereof;
FIG. 4 is a side elevational view, the opposite side being a mirror image thereof; and,
FIG. 5 is a bottom plan view thereof.

1 Claim, 1 Drawing Sheet



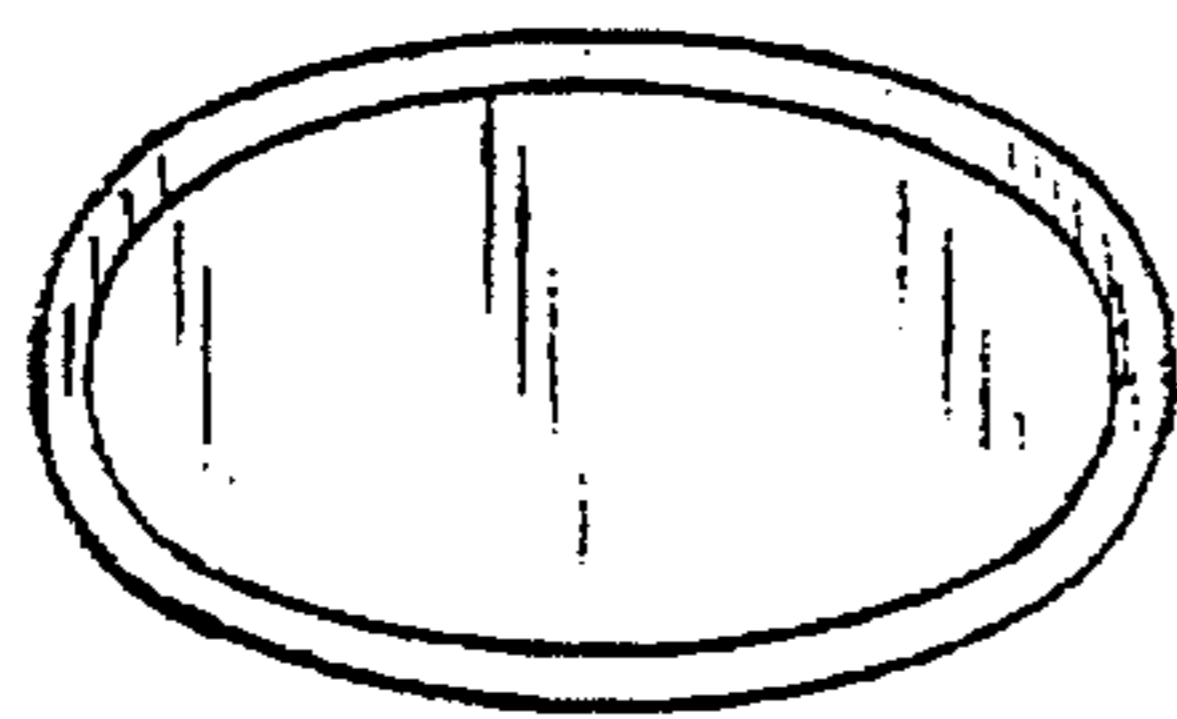
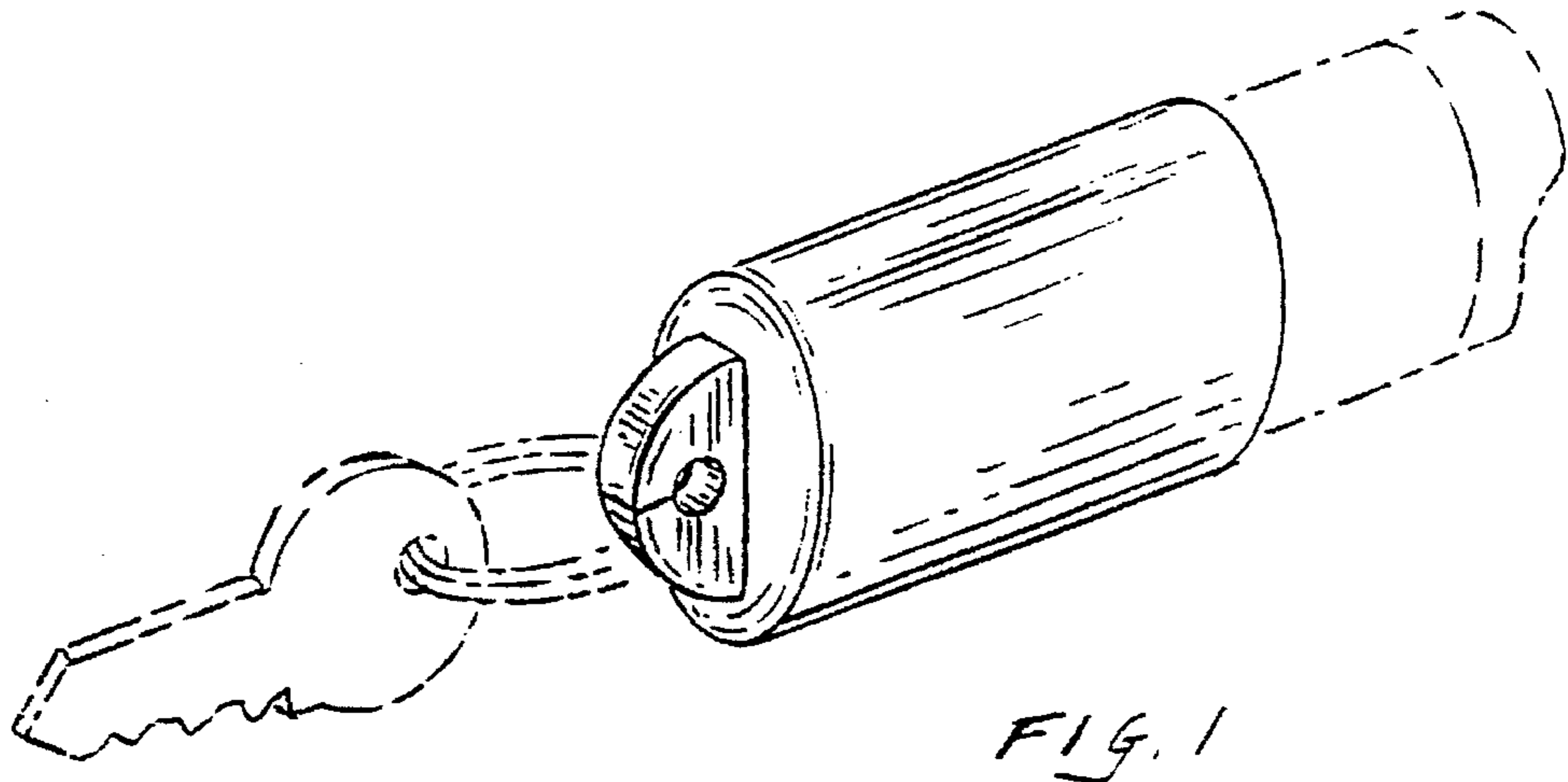


FIG. 2

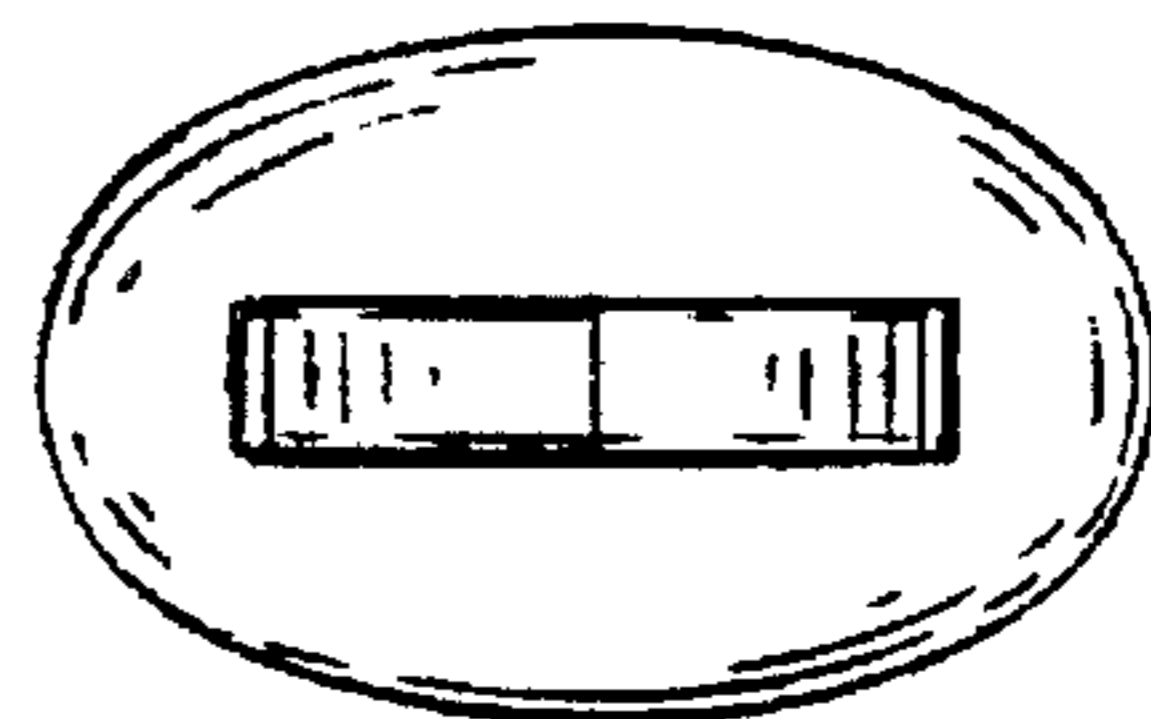


FIG. 5




FIG. 3




FIG. 4