



US00D380280S

United States Patent [19]
Ingraham

[11] **Patent Number: Des. 380,280**
[45] **Date of Patent: **Jun. 24, 1997**

[54] **CAP**

[75] **Inventor: Larry G. Ingraham, Fostoria, Ohio**

[73] **Assignee: Roppe Corporation, Fostoria, Ohio**

[**] **Term: 14 Years**

[21] **Appl. No.: 48,621**

[22] **Filed: Jan. 5, 1996**

[51] **LOC (6) Cl. 25-01**

[52] **U.S. Cl. D25/119**

[58] **Field of Search D23/259, 267;
D25/119, 164, 53, 136; 52/290, 287.1,
288.1, 717.03, 717.05, 35; 16/7, 16**

[56] **References Cited**

U.S. PATENT DOCUMENTS

277,143	5/1883	Lewis	16/7
D. 354,733	1/1995	Ingraham	D25/119 X
828,561	8/1906	Meeker	52/716.1
1,798,897	3/1931	Olson	16/7
2,994,905	8/1961	Franker, Jr.	52/717.05 X
3,092,869	6/1963	Stump	16/7
5,088,252	2/1992	Antekeier	52/717.05 X

FOREIGN PATENT DOCUMENTS

267154 12/1968 Austria 52/288.1
864416 4/1961 United Kingdom 52/717.04

OTHER PUBLICATIONS

Dahlstrom Metal Mouldings and Shapes; Cat No. 12 of 1969
p. 105: shape No. 875 in bottom row.

Primary Examiner—Ted Shooman

Assistant Examiner—C. Tuttle

Attorney, Agent, or Firm—Robert M. Schwartz

[57] **CLAIM**

The ornamental design of a cap, as shown and described.

DESCRIPTION

FIG. 1 is a front view of the cap;

FIG. 2 is a top view of the cap;

FIG. 3 is a bottom view of the cap;

FIG. 4 is a rear view of the cap;

FIG. 5 is a left side view of the cap; and,

FIG. 6 is a right side view of the cap.

The cap is shown partially broken away in the various views to indicate indeterminate length.

1 Claim, 2 Drawing Sheets

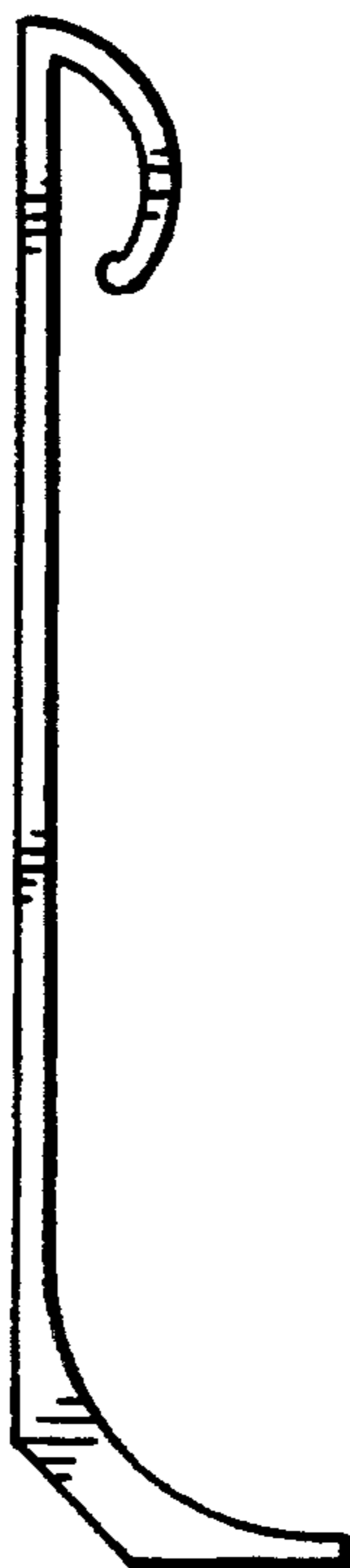




FIG. 2 -

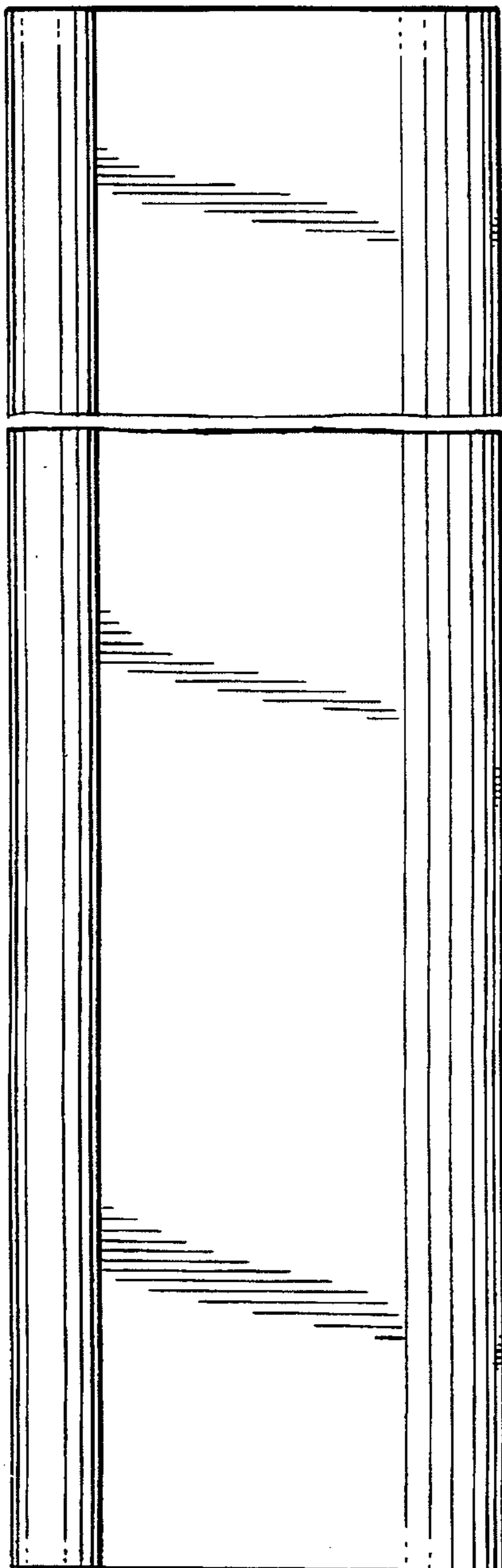


FIG. 1 -



FIG. 3 -




FIG. 6.


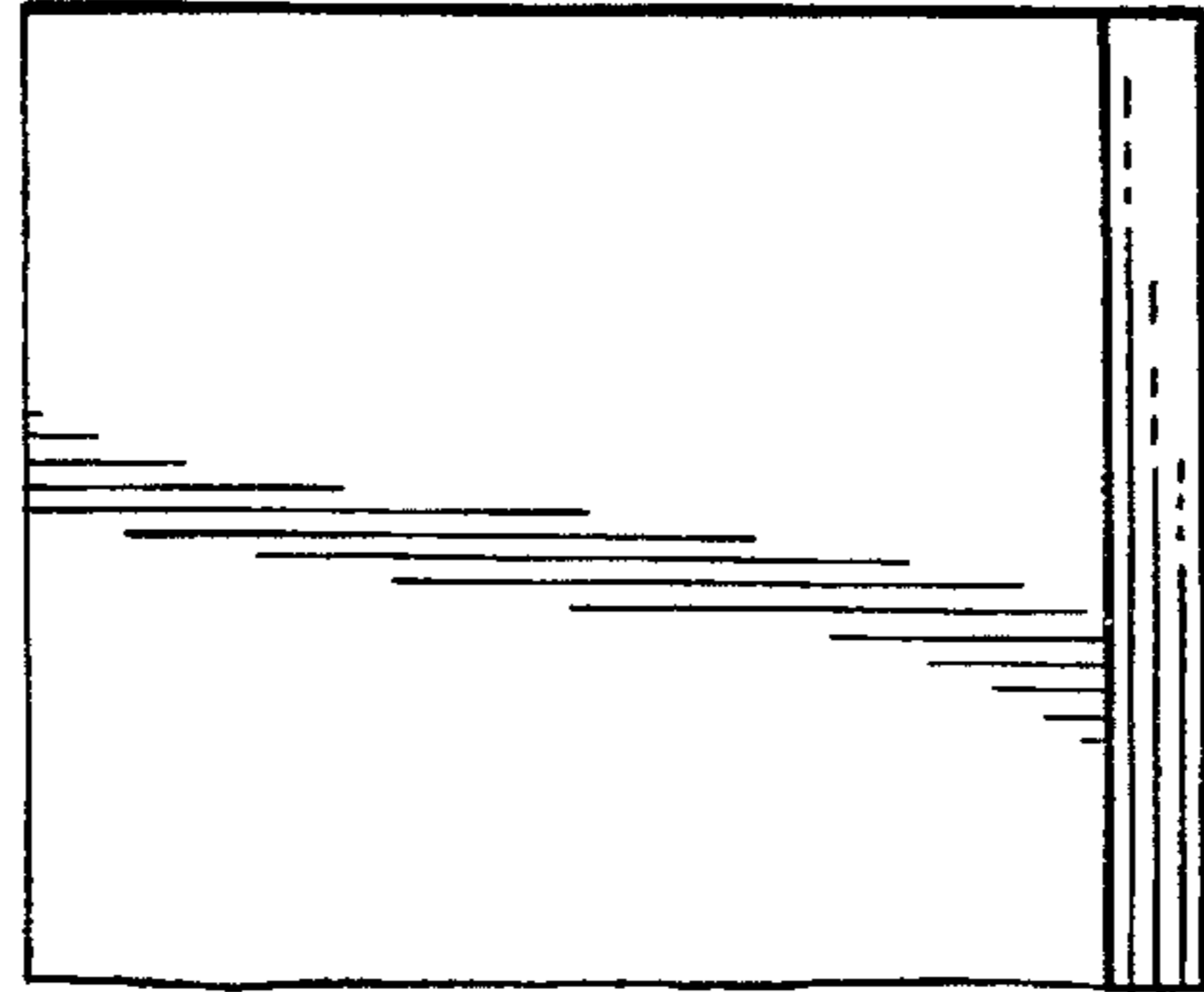


FIG. 4.




FIG. 5.