



US00D380239S

United States Patent [19] Zur

[11] Patent Number: **Des. 380,239**

[45] Date of Patent: ****Jun. 24, 1997**

[54] **RAINMAKER**

[75] Inventor: **Moshe Zur**, Petah Tikva, Israel

[73] Assignee: **Halilit Export (1974) Ltd.**, Petah Tikva, Israel

[**] Term: **14 Years**

[21] Appl. No.: **50,656**

[22] Filed: **Feb. 16, 1996**

[51] LOC (6) Cl. **21-01**

[52] U.S. Cl. **D21/59; D21/64; D21/65**

[58] Field of Search **D21/64, 65, 59; D17/22; 84/402; 446/418-421**

[56] **References Cited**

U.S. PATENT DOCUMENTS

- D. 231,543 4/1974 Vennda D21/65
- D. 288,576 3/1987 Williams et al. D21/65

- D. 372,054 7/1996 Meyer D21/59
- 4,179,973 12/1979 White 84/402
- 5,044,250 9/1991 Beyer D21/65 X
- 5,272,951 12/1993 Cohen 84/402
- 5,483,859 1/1996 Singer 84/402 X

Primary Examiner—Dominic Simone
Attorney, Agent, or Firm—Mark M. Friedman

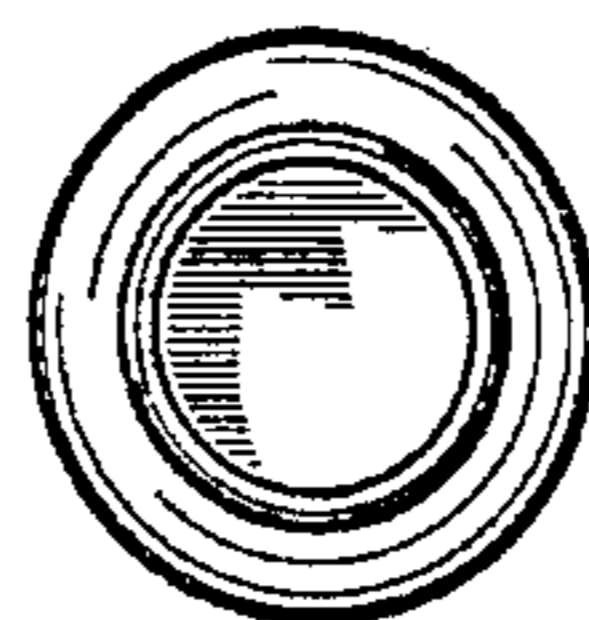
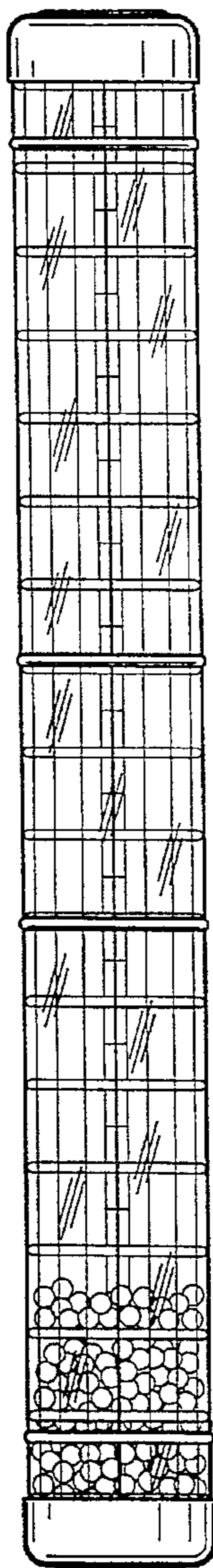
[57] **CLAIM**

The ornamental design for a rainmaker, as shown.

DESCRIPTION

FIG. 1 is a front elevational view of a rainmaker showing my new design;
FIG. 2 is a rear view thereof; the right and left side being identical;
FIG. 3 is a top plan view thereof; and,
FIG. 4 is a bottom plan view thereof.

1 Claim, 1 Drawing Sheet



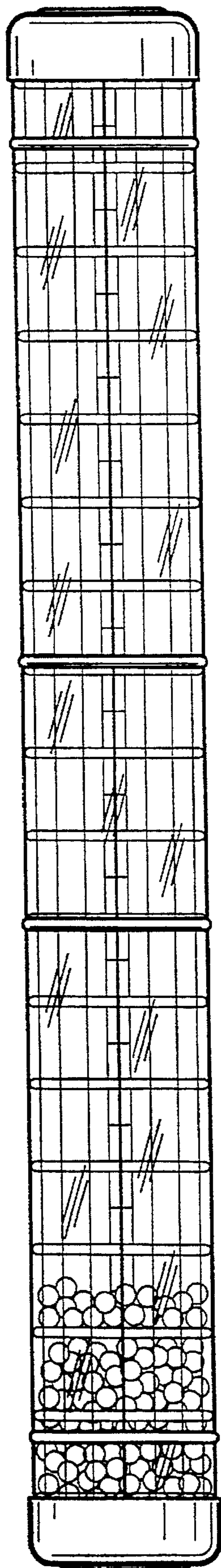


FIG. 1

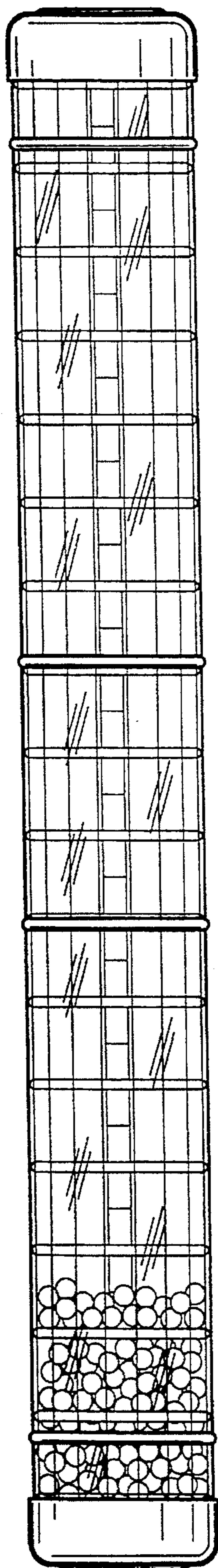


FIG. 2

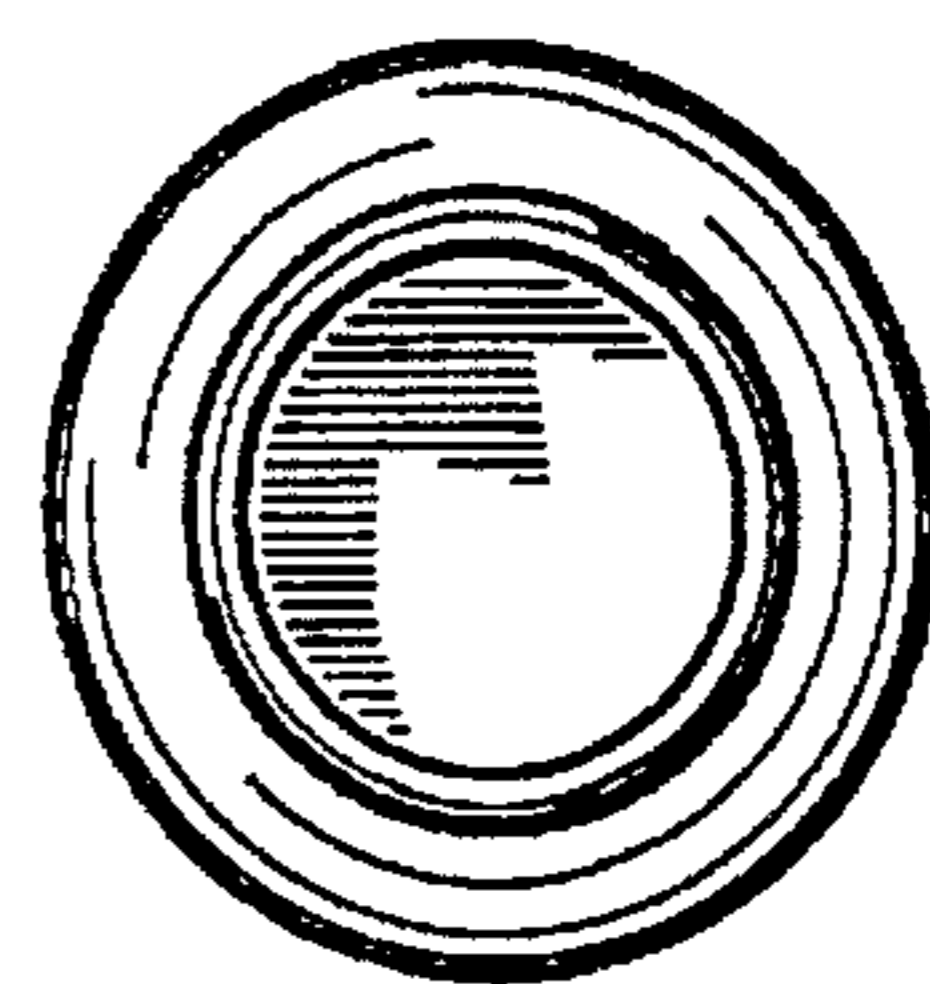


FIG. 3

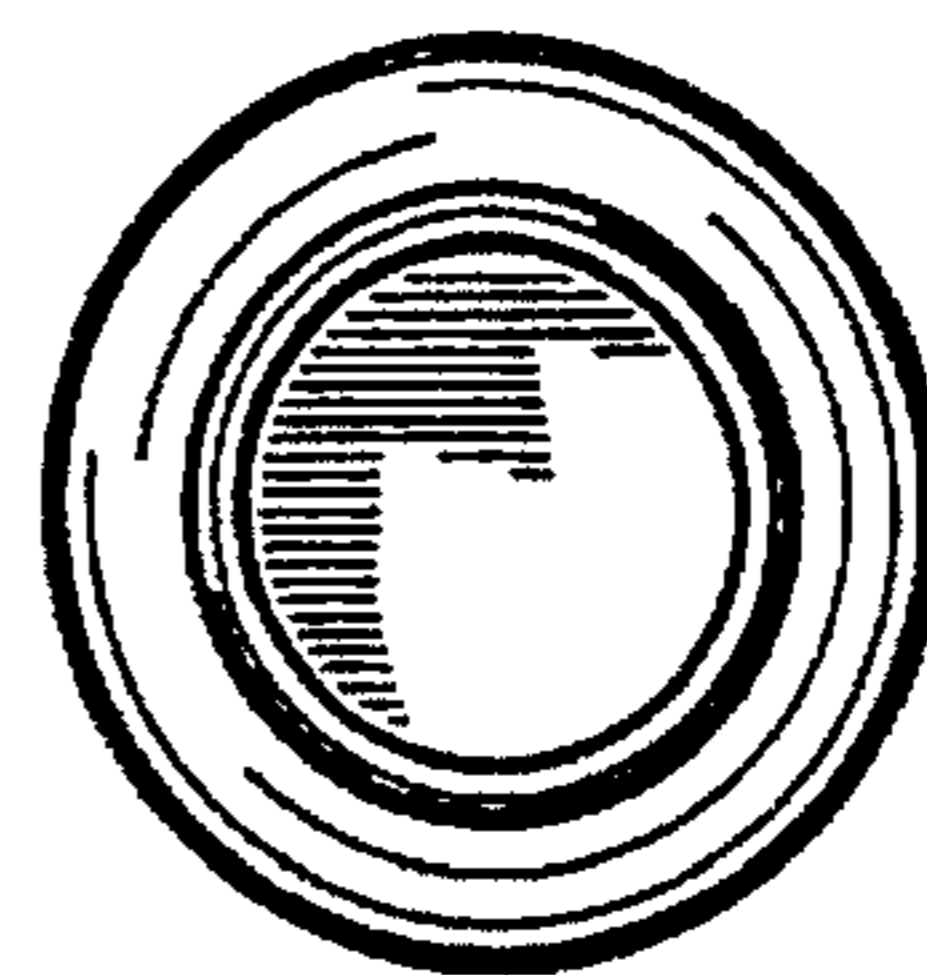


FIG. 4