



US00D380217S

United States Patent [19]

[11] Patent Number: **Des. 380,217**

Jermeay et al.

[45] Date of Patent: ****Jun. 24, 1997**

[54] **PNEUMATIC MOTOR**

Assistant Examiner—Frank Martinez
Attorney, Agent, or Firm—Michael M. Gnibus

[75] Inventors: **Mark D. Jermeay**, Farmer; **Richard K. Gardner**, Montpelier; **Gerald E. Smith**; **Roger D. Wieland**, both of Bryan, all of Ohio

[57] CLAIM

The ornamental design for a pneumatic motor, as shown and described.

[73] Assignee: **Ingersoll-Rand Company**, Woodcliff Lake, N.J.

DESCRIPTION

[**] Term: **14 Years**

FIG. 1 is a front view of a pneumatic motor showing our new design;

[21] Appl. No.: **50,659**

FIG. 2 is a bottom view thereof;

[22] Filed: **Feb. 20, 1996**

FIG. 3 is a back view thereof;

[51] LOC (6) Cl. **15-01**

FIG. 4 is a top view thereof;

[52] U.S. Cl. **D15/5; D15/7**

FIG. 5 is a right side view thereof; and,

[58] Field of Search D15/7, 9, 9.1, D15/151, 199; 417/423.3, 425.5, 404, 405, 406; 60/542, 544, 548, 330, 331, 362, 364, 370, 407, 412

FIG. 6 is a left side view thereof;

FIG. 7 is a front view of an alternate embodiment of the pneumatic motor shown in FIG. 1;

[56] References Cited

FIG. 8 is a bottom view thereof;

U.S. PATENT DOCUMENTS

FIG. 9 is a back view thereof;

D. 370,683	6/1996	Stahlman et al.	D15/7
3,304,051	2/1967	Calhoun	60/407 X
4,404,799	9/1983	Dudek	60/370
4,992,689	2/1991	Bookout	417/423.5 X
5,044,254	9/1991	Miller et al.	60/370 X

FIG. 10 is a top view thereof;

FIG. 11 is a right side view thereof; and,

FIG. 12 is a left side view thereof.


OTHER PUBLICATIONS

Orion Sales Brochure for Reciprocating Pumps, 1993.
Graco Sales Brochure for Double Acting Oil Pumps, 1994.

The broken line showing of elements are for illustrative purposes only and form no part of the claimed design.

Primary Examiner—Louis S. Zarfaz

1 Claim, 3 Drawing Sheets






FIG. 1




FIG. 2




FIG. 3




FIG. 4

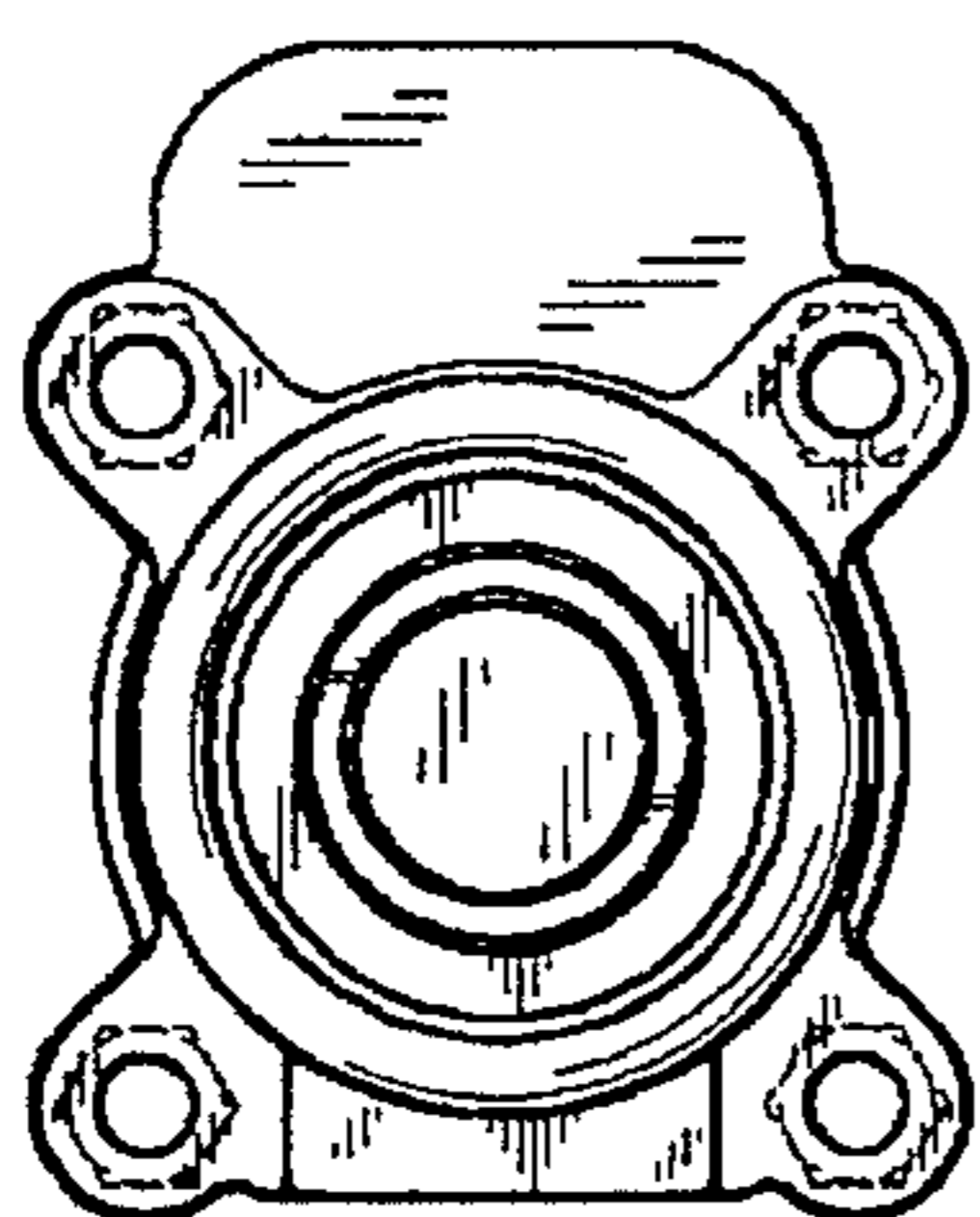


FIG. 5

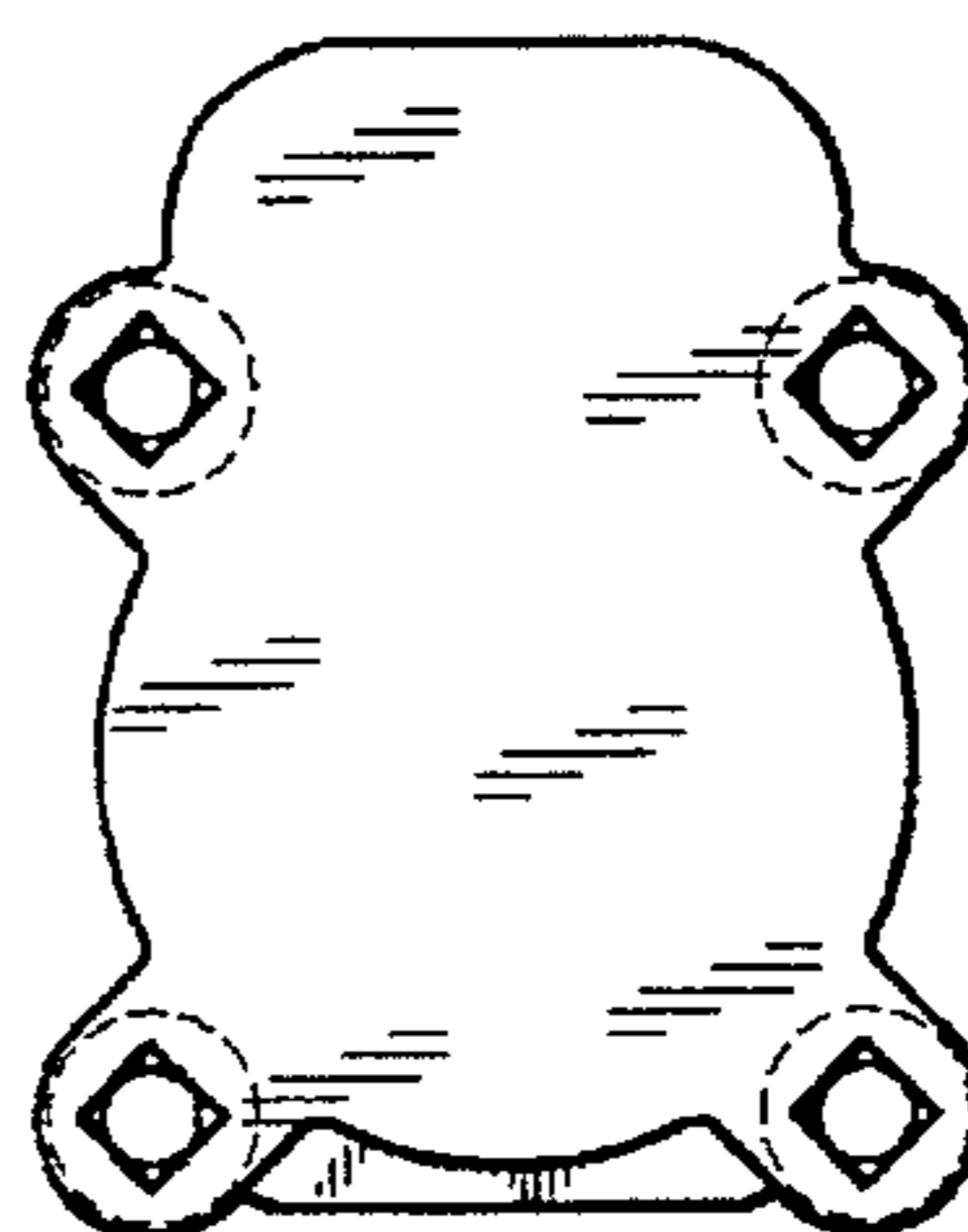


FIG. 6

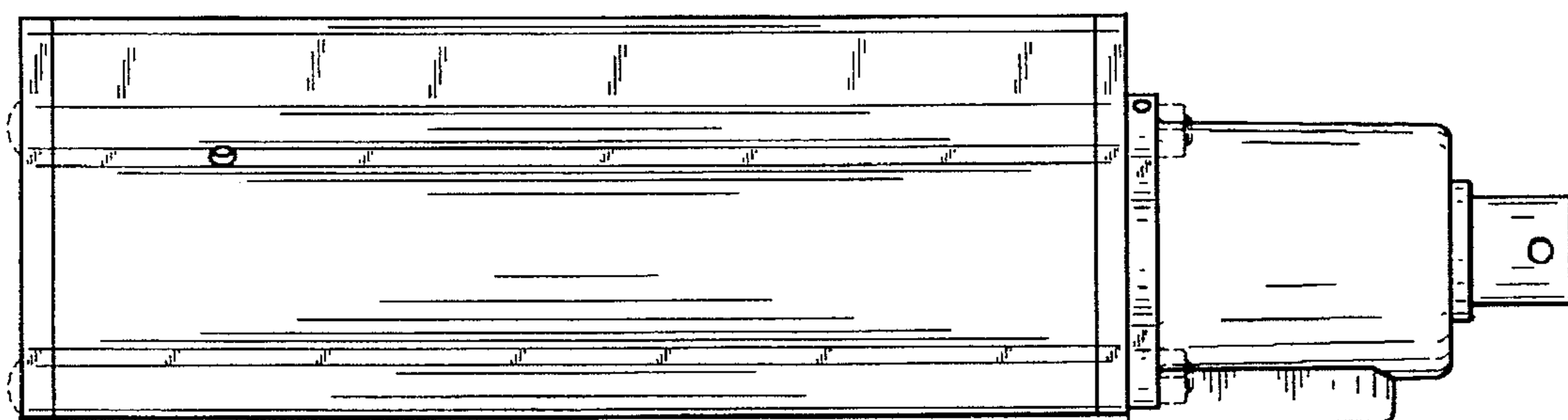


FIG. 7

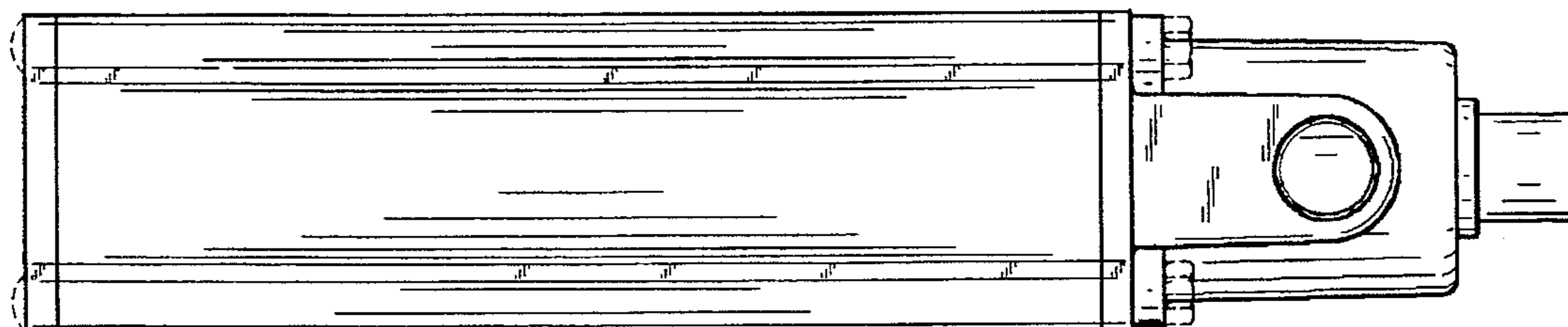


FIG. 8




FIG. 9

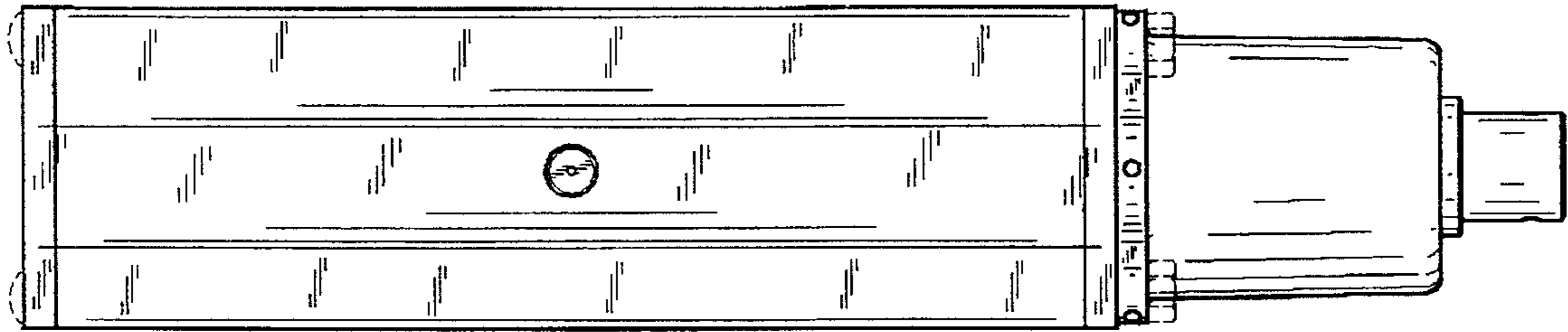


FIG. 10

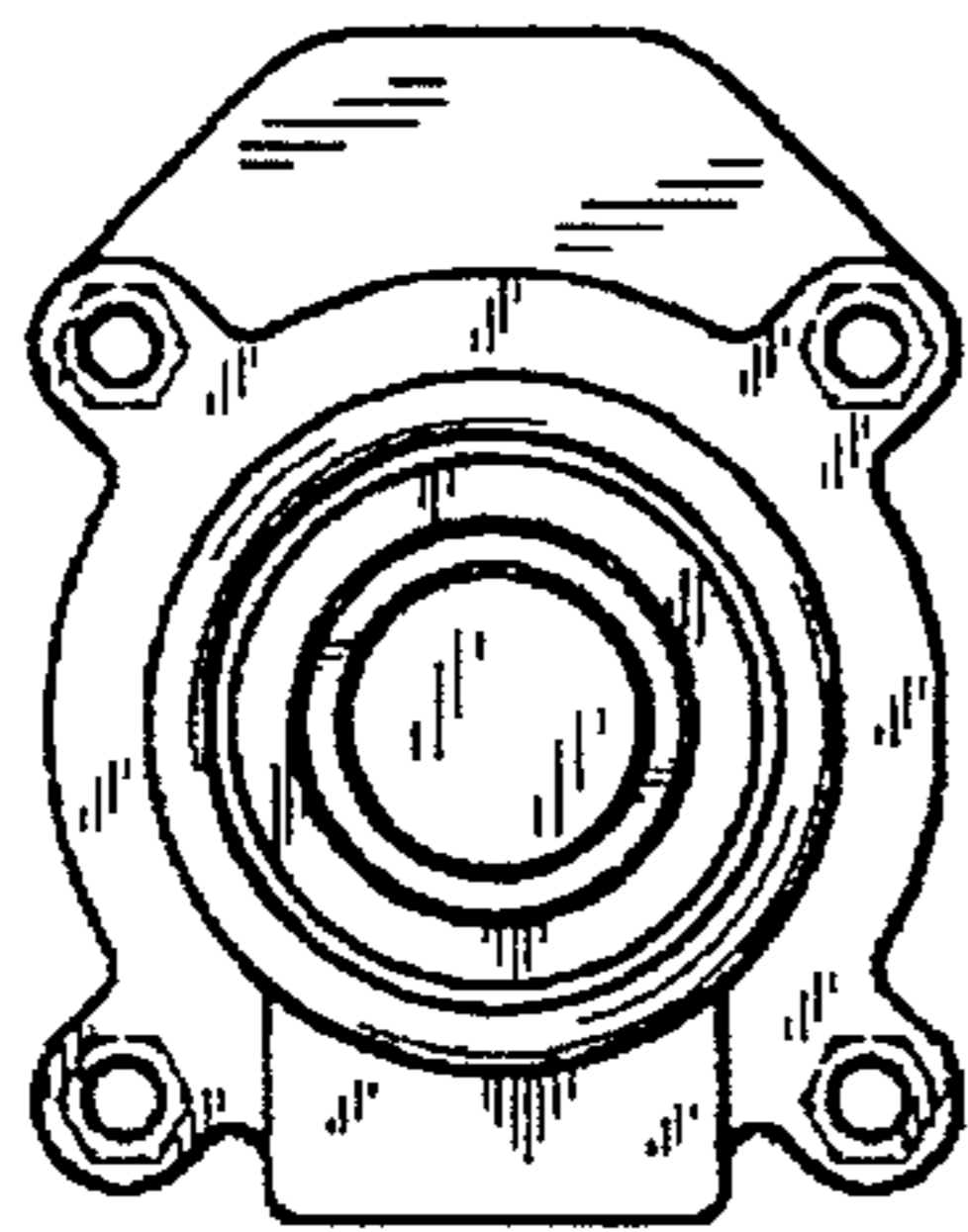


FIG. 11

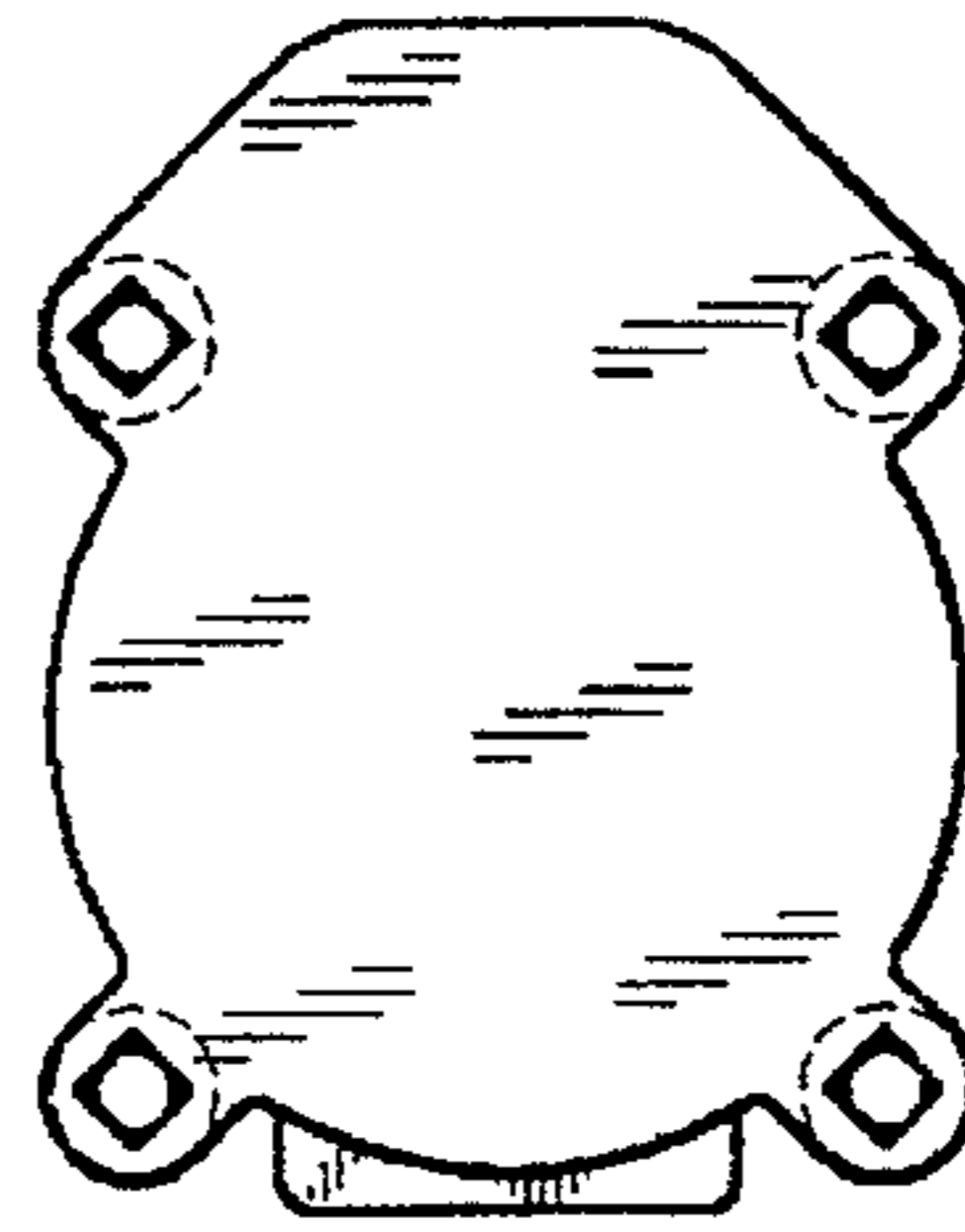


FIG. 12