



US00D380201S

United States Patent [19]

[11] Patent Number: **Des. 380,201**

Ross et al.

[45] Date of Patent: ****Jun. 24, 1997**

[54] **MOBILE COMMUNICATOR COMPUTER**

[75] Inventors: **David J. Ross**, Leesburg, Va.; **Blake L. Isaacs**, Logan, Utah; **Paul T. Skaggs**, Spokane, Wash.

[73] Assignee: **AMSC Subsidiary Corporation**, Reston, Va.

[**] Term: **14 Years**

[21] Appl. No.: **45,826**

[22] Filed: **Oct. 31, 1995**

Related U.S. Application Data

[63] Continuation-in-part of Ser. No. 36,572, Mar. 21, 1995, Pat. No. Des. 367,043.

[51] **LOC (6) Cl.** **14-02**

[52] **U.S. Cl.** **D14/100**

[58] **Field of Search** D14/100, 106, D14/115; D18/1, 2, 7; 178/18, 19; D19/59, 60; 235/145 A, 145 R; 341/156, 168, 169, 172; 364/708.1

References Cited

U.S. PATENT DOCUMENTS

D. 300,928 5/1989 Siddoway et al. D14/100

D. 303,374	9/1989	Larson et al.	D14/100
D. 348,439	7/1994	Luong	D14/100 X
D. 367,043	2/1996	Ross et al.	D14/100
4,611,406	9/1986	Engstrom et al.	D14/100 X

Primary Examiner—Freda Nunn
Attorney, Agent, or Firm—Lowe, Price, LeBlanc & Becker

[57] CLAIM

The ornamental design for a mobile communicator computer, as shown and described.

DESCRIPTION

FIG. 1 is a perspective view of a design for a mobile communicator computer in accordance with a first embodiment;

FIG. 2 is a top plan view thereof;

FIG. 3 is a bottom plan view thereof;

FIG. 4 is a right side elevational view thereof;

FIG. 5 is a left side elevational view thereof;

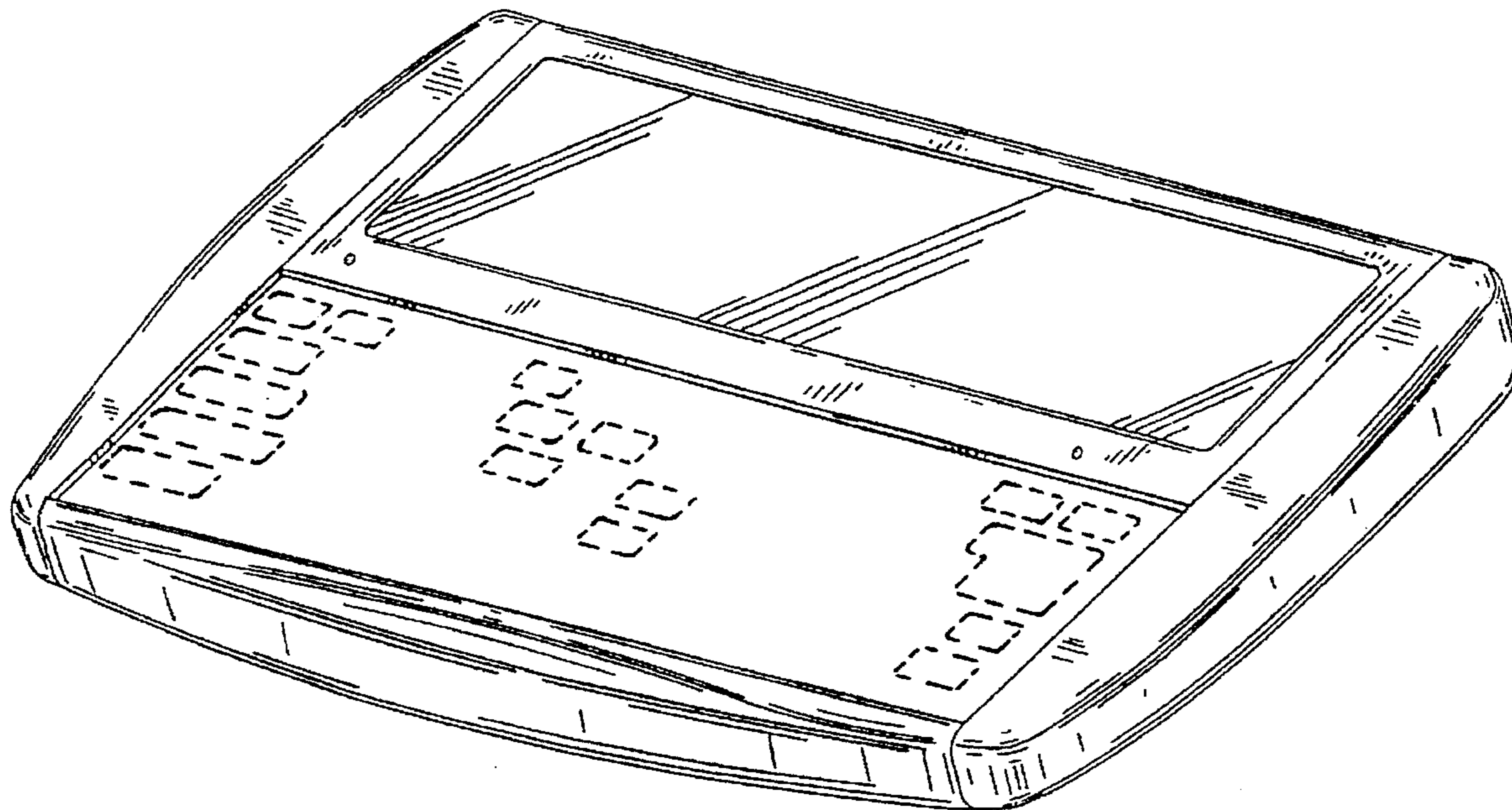
FIG. 6 is a front elevational view thereof;

FIG. 7 is a rear elevational view of thereof; and,

FIG. 8 is a bottom plan view of a second embodiment of a design for a mobile communicator computer, the remaining views corresponding to that of the first embodiment.

The keys are shown in broken lines in FIGS. 1 and 2 for illustrative purposes only and form no part of the claimed design.

1 Claim, 5 Drawing Sheets



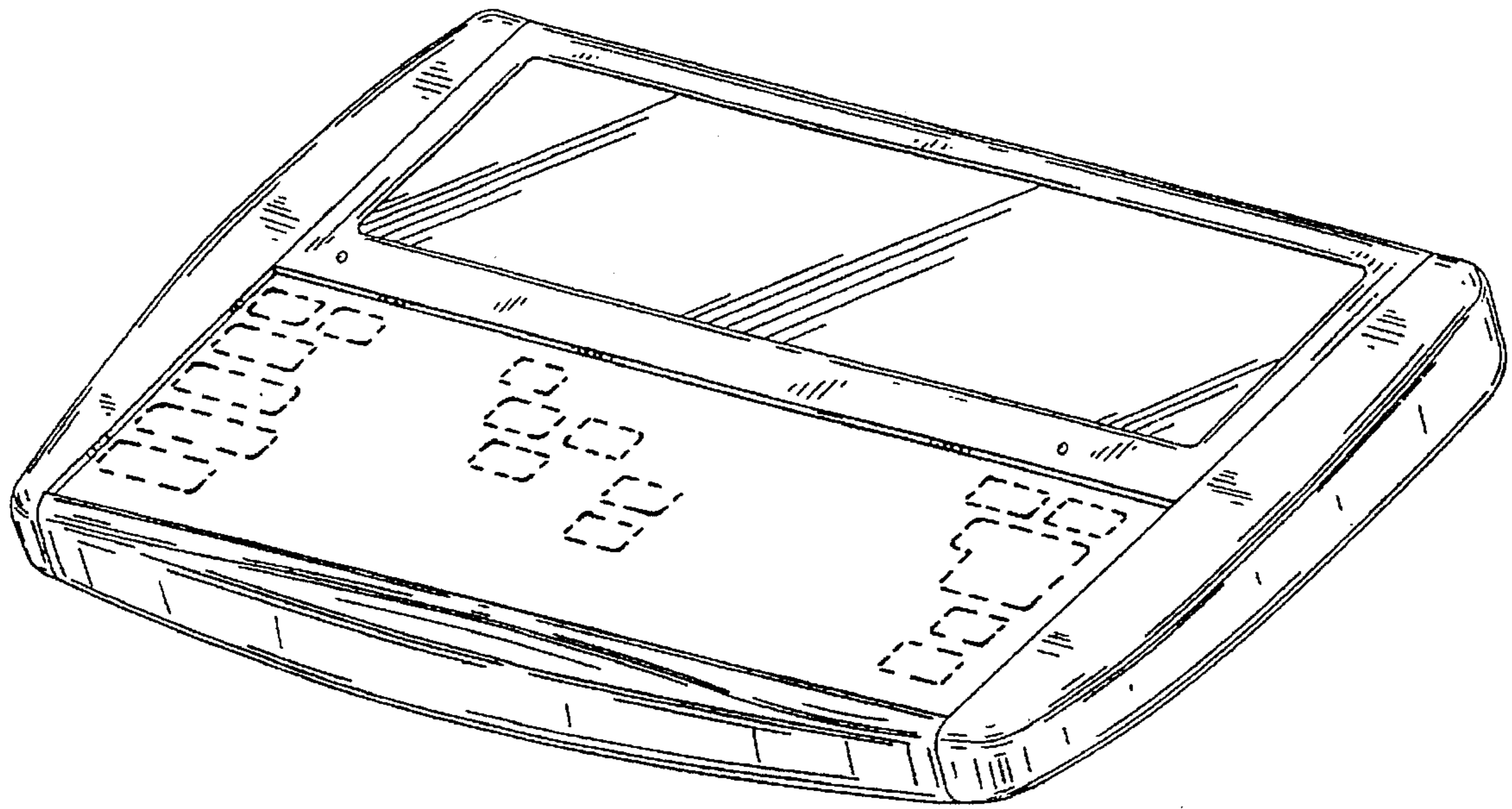


FIG. 1

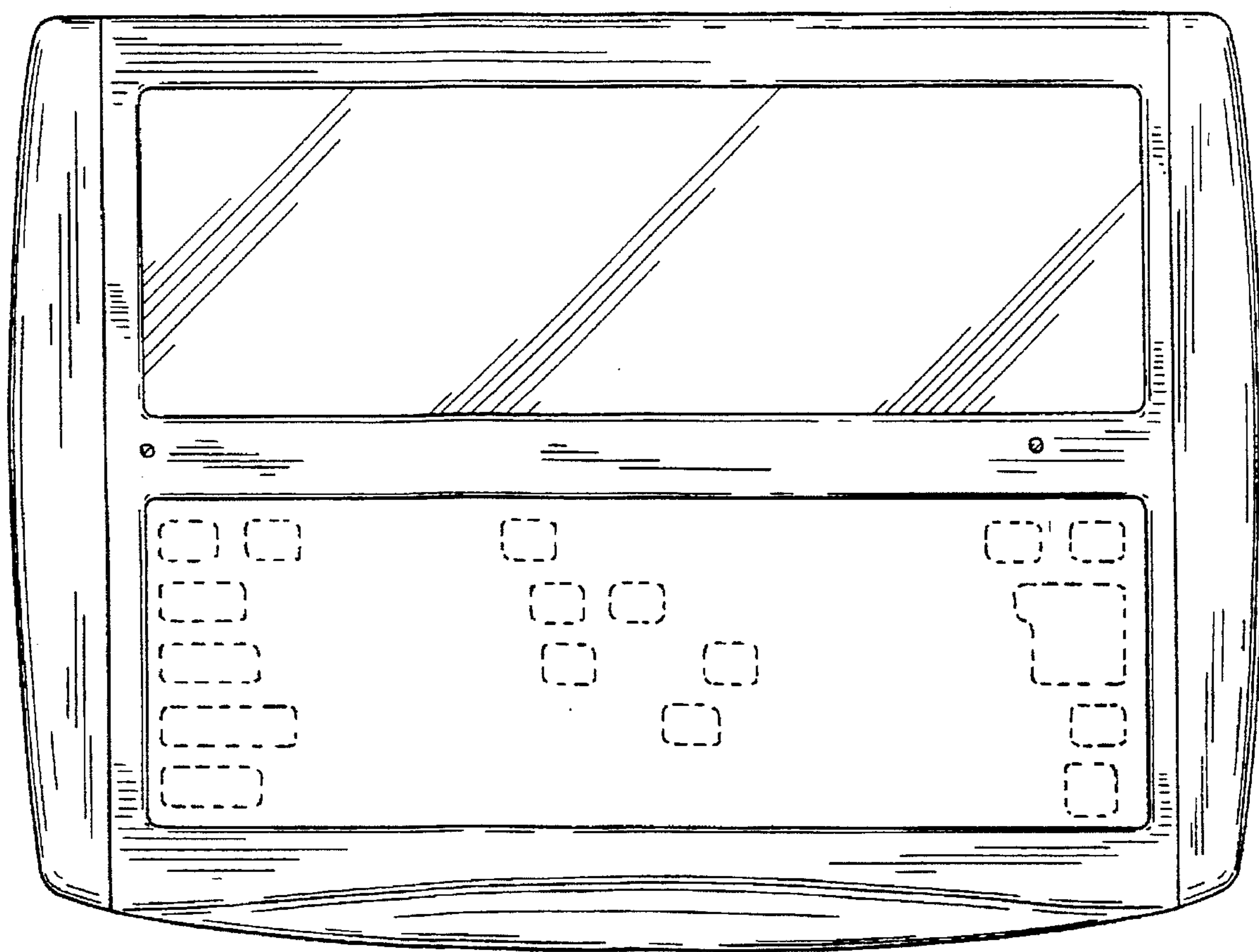


FIG. 2




FIG. 3

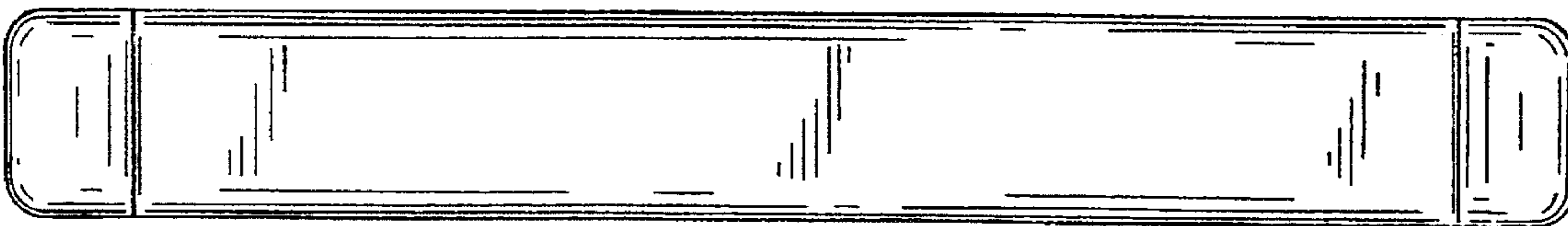


FIG. 7

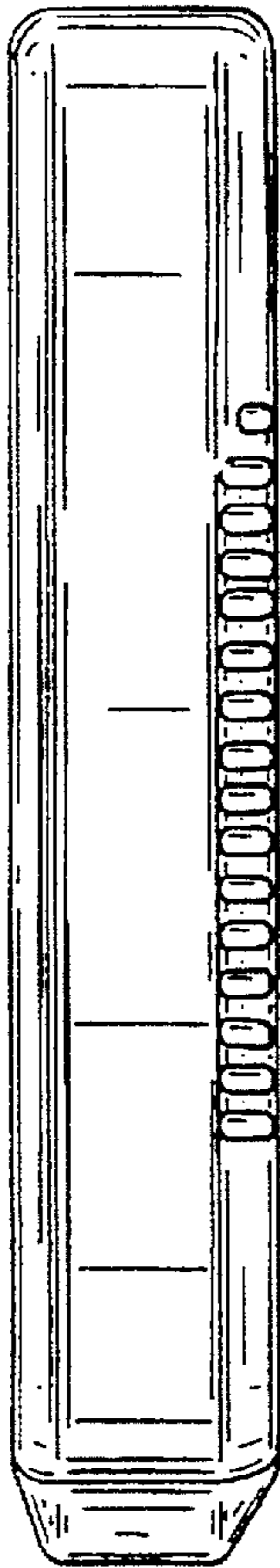


FIG. 4

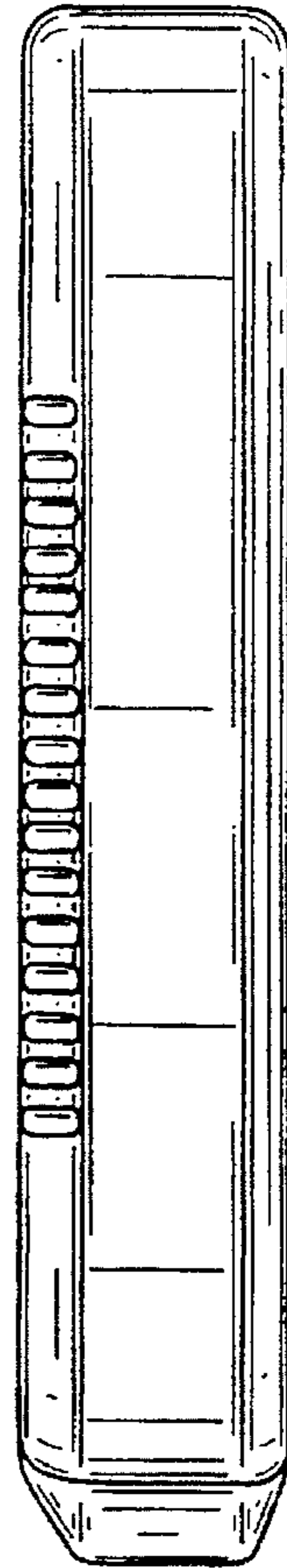


FIG. 5




FIG. 6

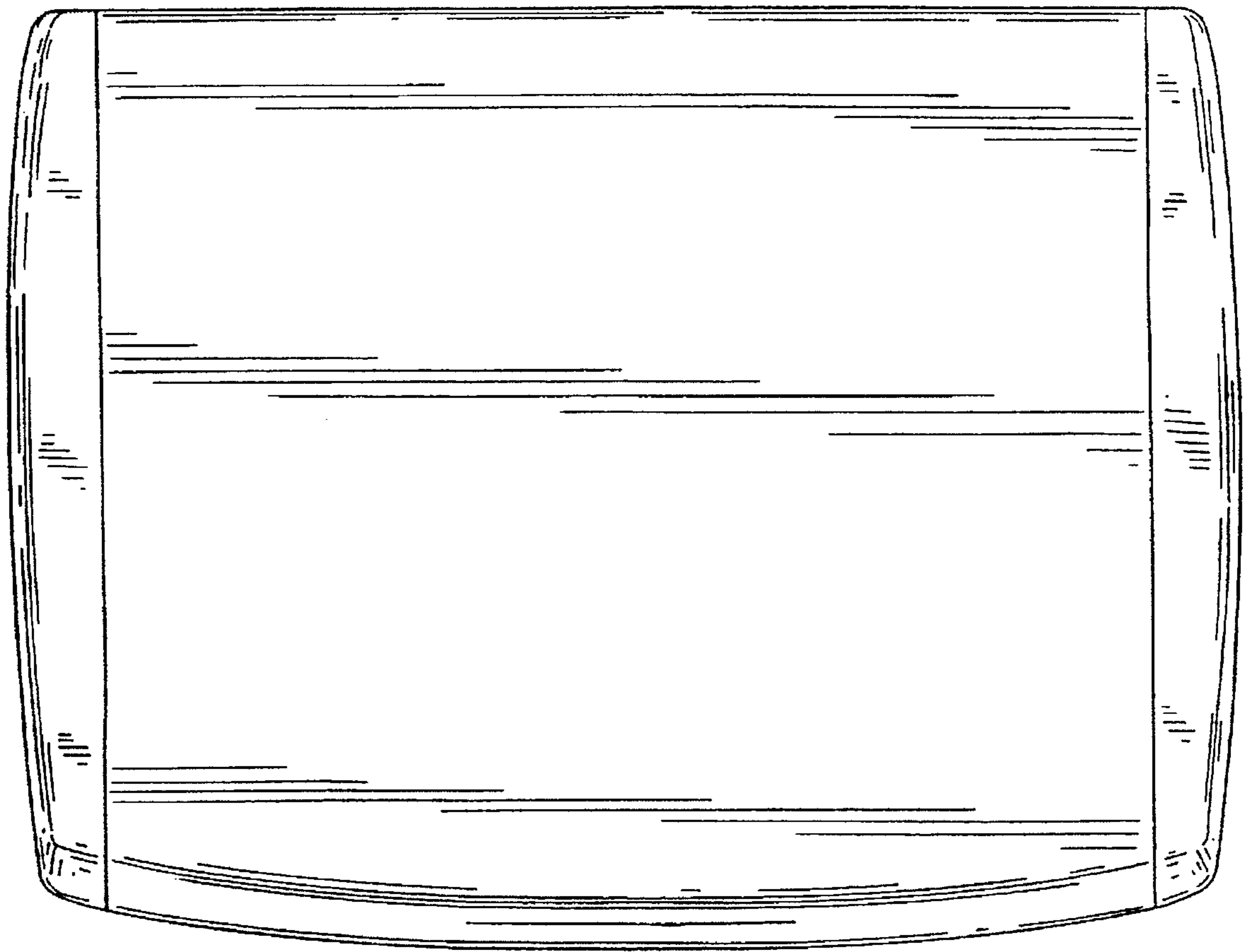


FIG. 8