



US00D380199S

# United States Patent [19]

Beruscha et al.

[11] Patent Number: **Des. 380,199**

[45] Date of Patent: **\*\*Jun. 24, 1997**

[54] **ELECTRONICS ENCLOSURE**

[75] Inventors: **Michael S. Beruscha**, Lake in the Hills; **Michael R. Lenz**, Cary, both of Ill.

[73] Assignee: **Motorola, Inc.**, Schaumburg, Ill.

[\*\*] Term: **14 Years**

[21] Appl. No.: **40,974**

[22] Filed: **Jun. 30, 1995**

[51] LOC (6) Cl. .... **13-99**

[52] U.S. Cl. .... **D13/184; D14/125; D14/239; D14/242; D10/75**

[58] **Field of Search** ..... D14/107, 124, D14/125, 137, 140, 158, 159, 184, 188, 217, 239, 299, 242; 312/7.1; 348/10; D13/184, 110

[56] **References Cited**

**U.S. PATENT DOCUMENTS**

D. 266,509 10/1982 Marshall ..... D14/159

D. 306,583 3/1990 Krolopp et al. .... D14/137  
D. 335,129 4/1993 Theisen et al. .... D14/158  
D. 346,172 4/1994 Fields et al. .... D14/299

*Primary Examiner*—B. J. Bullock  
*Assistant Examiner*—Richelle Shelton  
*Attorney, Agent, or Firm*—Aaron Bernstein

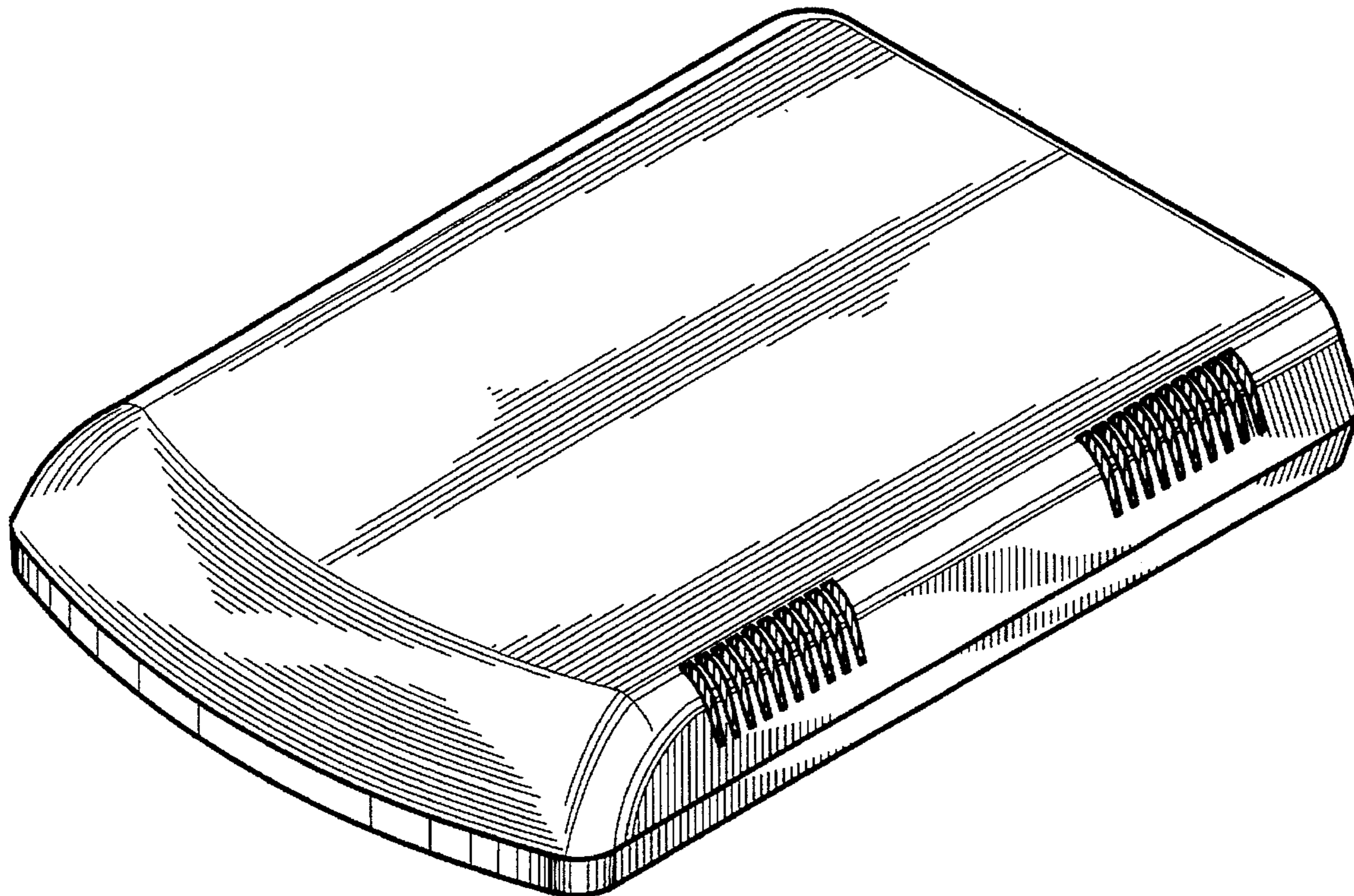
[57] **CLAIM**

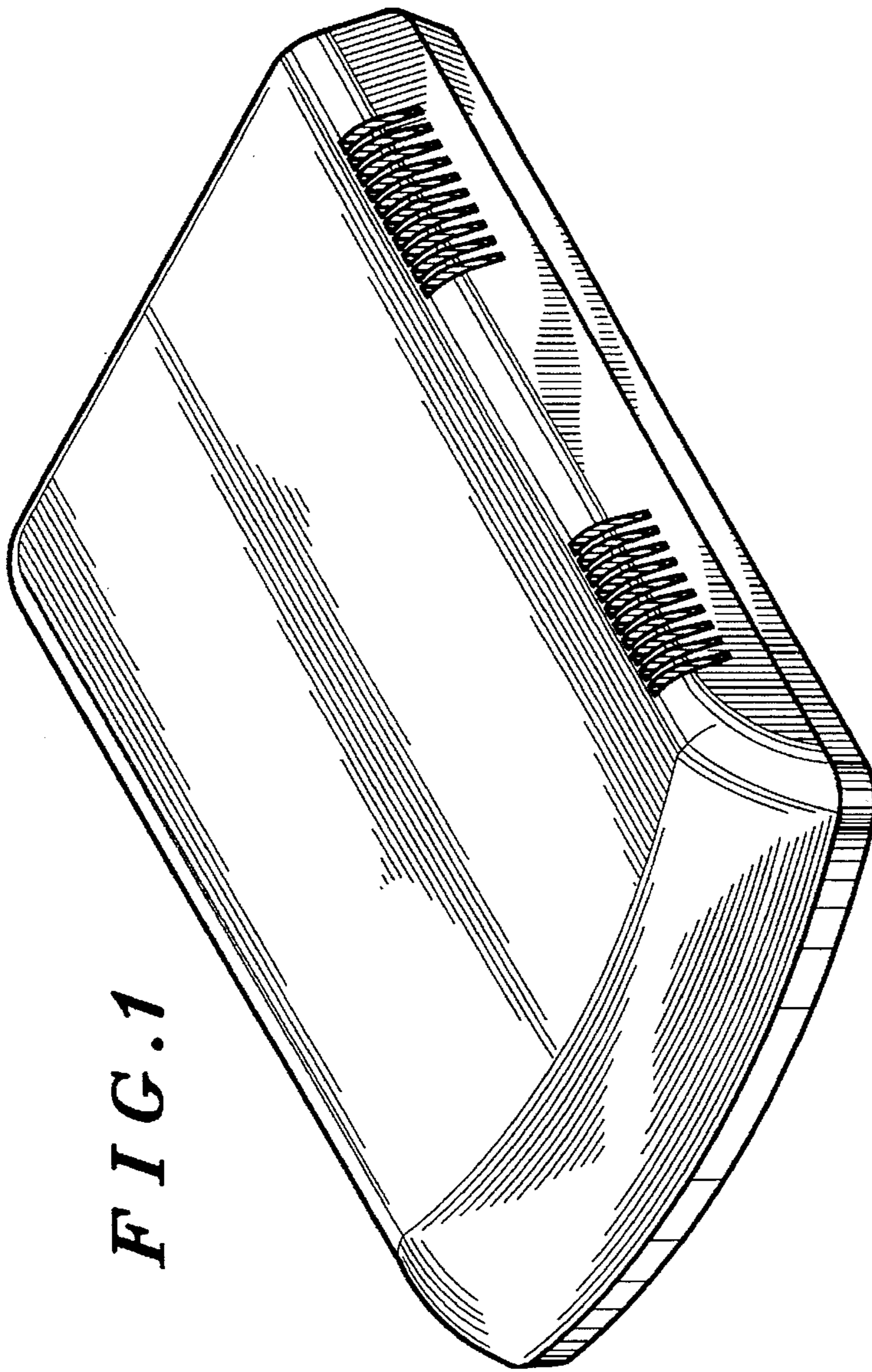
The ornamental design for an electronics enclosure, as shown and described.

**DESCRIPTION**

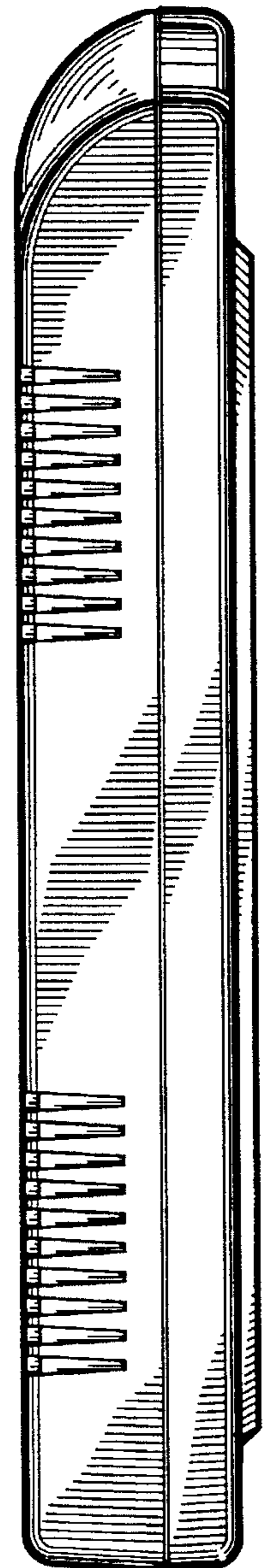
FIG. 1 is a top, right side, and front perspective view of an electronics enclosure showing our new design; FIG. 2 is an enlarged left elevation view of the electronics enclosure; FIG. 3 is a rear elevation view thereof, the broken line matter is for illustrative purposes only and forms no part of the claimed design; and, FIG. 4 is a bottom plan view thereof, the broken line matter is for illustrative purposes only and forms no part of the claimed design.

**1 Claim, 2 Drawing Sheets**





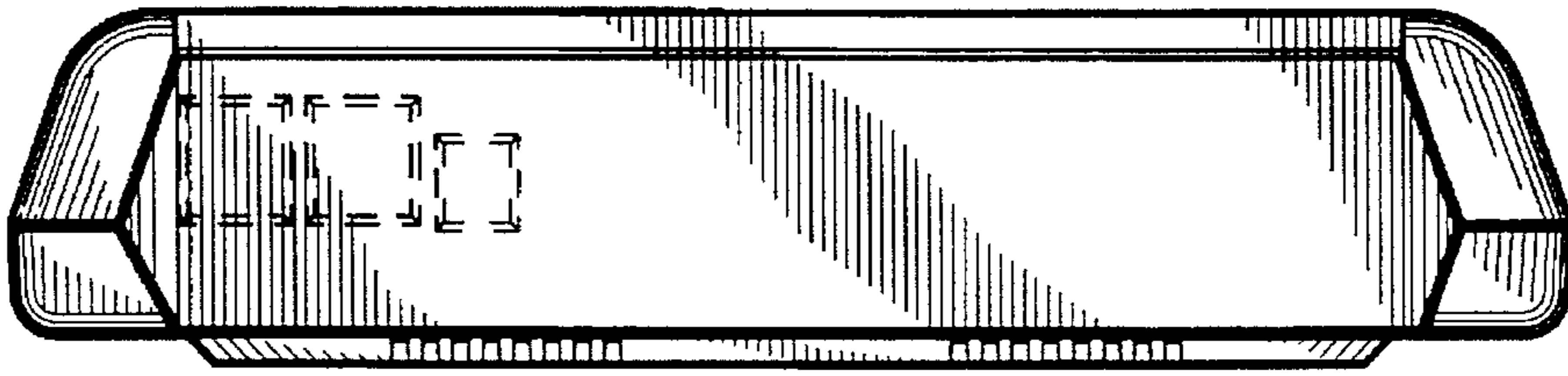
*FIG. 1*



*FIG. 2*



*FIG. 3*



*FIG. 4*

