



US00D380188S

United States Patent [19]

[11] Patent Number: **Des. 380,188**

Prasatek et al.

[45] Date of Patent: ****Jun. 24, 1997**

[54] **VEHICLE LUGGAGE CARRIER CROSSRAIL**

5,402,925 4/1995 Arvidsson et al. 224/324 X
5,411,196 5/1995 Lee, Jr. et al. 224/321

[75] Inventors: **Craig R. Prasatek**, Rochester Hills;
Gregory L. Eilers, Royal Oak, both of Mich.

FOREIGN PATENT DOCUMENTS

1061457 of 1952 France .
453688 of 1949 Italy .

[73] Assignee: **MascoTech, Inc.**, Taylor, Mich.

OTHER PUBLICATIONS

[**] Term: **14 Years**

Autocar, Oct. 19, 1962, p. 64.
Autocar, Nov. 9, 1962, p. 42 and p. 843.
Autocar, Mar. 1, 1963, p. 365.
Autocar, May 6, 1966, p. 29.
Car and Driver, Sep. 1966, pp. 56-57.
Automotive Engineering, Jan. 1995, p. 5.
Automotive Engineering, Jan. 1995, p. 100.
Automotive Engineering, Jan. 1995, p. 69.
Automotive Engineering, Jan. 1995, p. 80.
Honda Accord/Civic, Accessories 1992, pp. 8-9.
Rocket Rack, Drawing, Aug. 31, 1988.

[21] Appl. No.: **35,949**

[22] Filed: **Mar. 8, 1995**

[51] **LOC (6) Cl.** **12-16**

[52] **U.S. Cl.** **D12/412**

[58] **Field of Search** D12/406, 412,
D12/414; 224/42.1, 42.2, 309, 316, 317,
322-329; 296/37.7

Primary Examiner—B. J. Bullock
Assistant Examiner—Cathrn B. Matta
Attorney, Agent, or Firm—Leon E. Redman; Malcolm L. Sutherland

[56] References Cited

U.S. PATENT DOCUMENTS

- Re. 26,539 3/1969 Bott .
- D. 250,461 12/1978 Bott .
- D. 250,464 12/1978 Bott .
- D. 264,203 5/1982 Bott .
- D. 272,817 2/1984 Mareydt .
- D. 294,137 2/1988 Robson D12/412
- D. 314,541 2/1991 Bott .
- D. 318,639 7/1991 Santoro et al. .
- D. 333,808 3/1993 Cucheran .
- D. 334,162 3/1993 Cucheran et al. D12/412
- D. 334,373 3/1993 Cucheran .
- D. 340,690 10/1993 Arvidson D12/412
- D. 359,943 7/1995 Cucheran et al. D12/414
- 3,253,755 5/1966 Bott .
- 3,623,642 11/1971 Stephen .
- 4,055,284 10/1977 Bott .
- 4,165,827 8/1979 Bott .
- 5,007,570 4/1991 Himmel 224/326 X
- 5,014,893 5/1991 Morley et al. 224/326 X
- 5,133,490 7/1992 Cucheran 224/326 X
- 5,174,484 12/1992 Bott 224/326 X
- 5,385,285 1/1995 Cucheran et al. 224/321

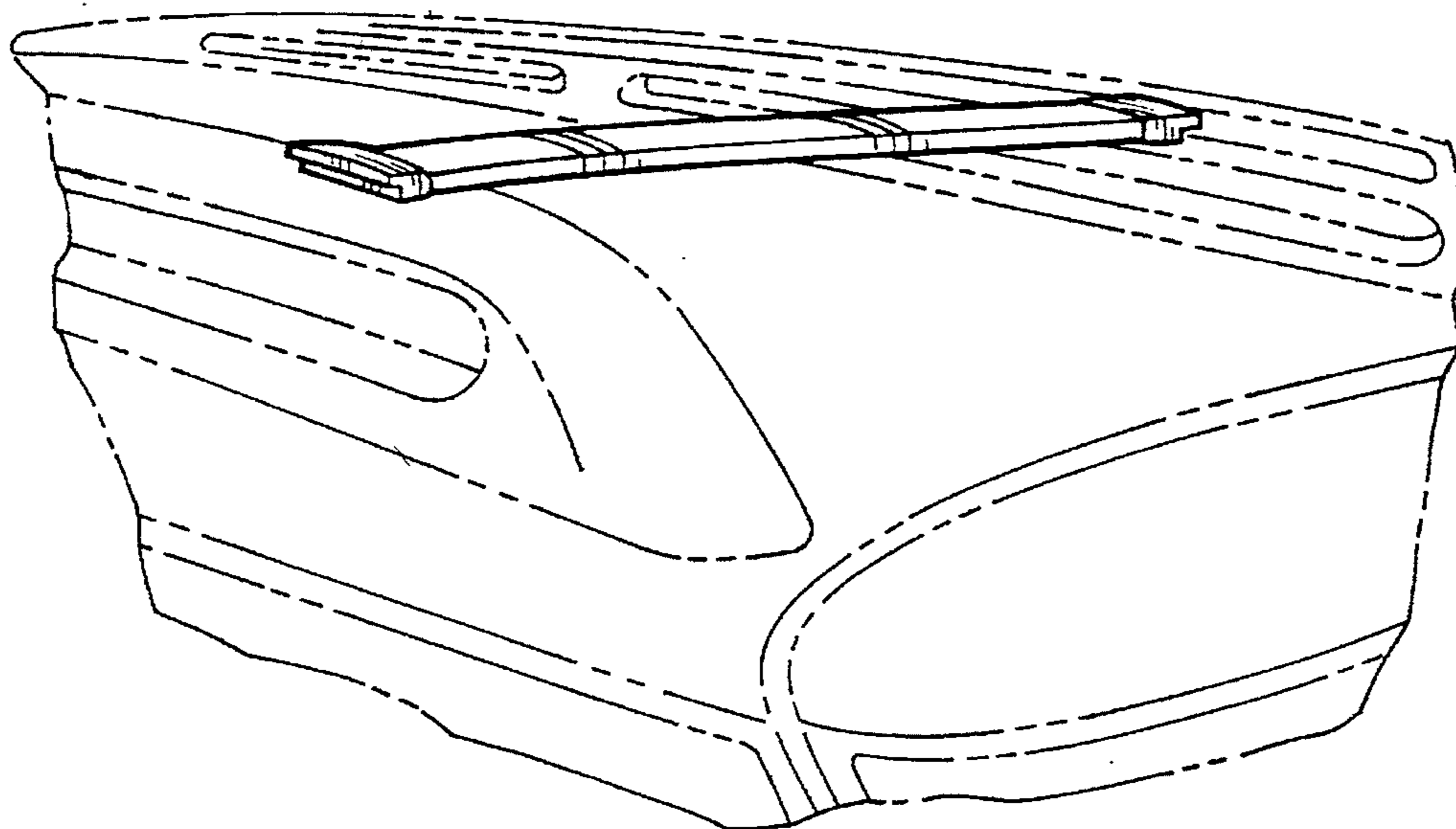
[57] CLAIM

The ornamental design for a vehicle luggage carrier crossrail, as shown and described.

DESCRIPTION

FIG. 1 is a perspective view of a vehicle luggage carrier crossrail showing our new design, it being understood that the broken lines are for illustrative purposes only and form no part of the claimed design;
FIG. 2 is a top plan view thereof;
FIG. 3 is a side elevational view of the right side thereof, the left side being a mirror image of the right side;
FIG. 4 is an end elevational view of the forward end thereof; and,
FIG. 5 is an end elevational view of the rear end thereof.

1 Claim, 2 Drawing Sheets



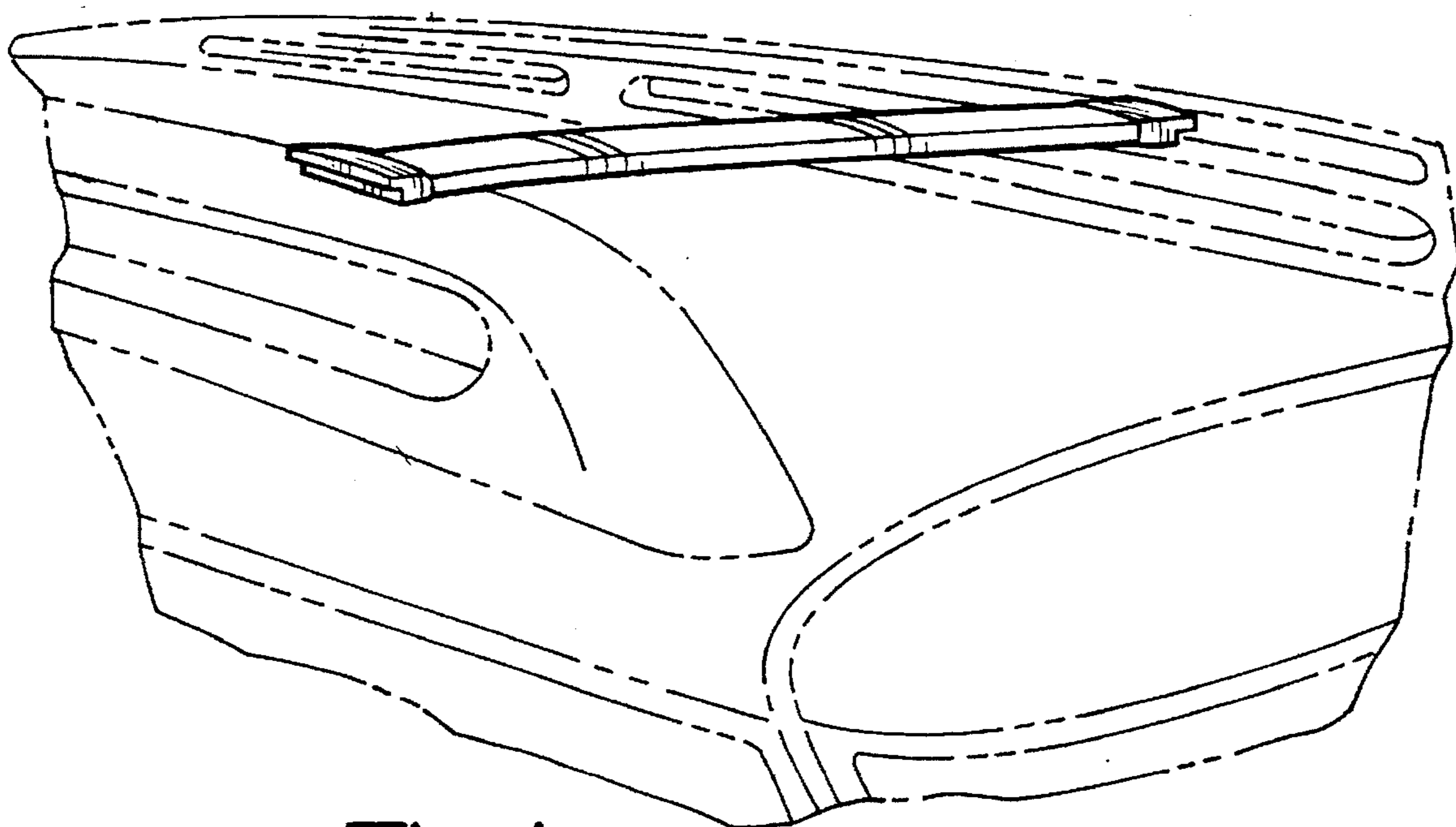


Fig - 1



Fig - 3




Fig - 2



Fig - 4



Fig - 5