



US00D380182S

United States Patent [19]

[11] Patent Number: **Des. 380,182**

Matsuda et al.

[45] Date of Patent: ****Jun. 24, 1997**

[54] AUTOMOBILE TIRE

[75] Inventors: **Shoichiro Matsuda; Sadakazu Takei**, both of Hiratsuka; **Hiroshi Tokizaki; Izumi Kuramochi**, both of Tokyo, all of Japan

[73] Assignee: **The Yokohama Rubber Co. Ltd.**, Tokyo, Japan

[**] Term: **14 Years**

[21] Appl. No.: **49,745**

[22] Filed: **Jan. 30, 1996**

[30] Foreign Application Priority Data

Sep. 6, 1995 [JP] Japan 7-25925

[51] LOC (6) Cl. **12-15**

[52] U.S. Cl. **D12/146**

[58] Field of Search D12/138, 141-143, D12/146-148; 152/209 R, 209 D

[56] References Cited

U.S. PATENT DOCUMENTS

- D. 344,476 2/1994 Manestar D12/146
- D. 366,233 1/1996 Lassan et al. D12/147
- D. 368,056 3/1996 Morishita et al. D12/147
- D. 369,134 4/1996 Koenigstein D12/147

OTHER PUBLICATIONS

Avon CR28 tire, *1995 Tread Design Guide*, p. 9, third row, far left.

Hoosier T-rated Radial GT tire, *Tire Review*, Sep. 1994, p. 107.

Primary Examiner—James Gandy

Assistant Examiner—Robert M. Spear

Attorney, Agent, or Firm—Nikaido, Marmelstein, Murray & Oram LLP

[57] CLAIM

The ornamental design for an automobile tire, as shown and described.

DESCRIPTION

FIG. 1 is a front view of the automobile tire, showing the new design, the top plan view and bottom plan view appearing the same as the front view;

FIG. 2 is a rear view of the automobile tire;

FIG. 3 is a right side view of the automobile tire, the left side view appearing the same as the right side view;

FIG. 4 is a fragmentary front view, showing in enlargement the portion 4—4 in FIG. 1; and,

FIG. 5 is an enlarged cross sectional view thereof, taken in the direction of line 5—5 of FIG. 4.

1 Claim, 4 Drawing Sheets

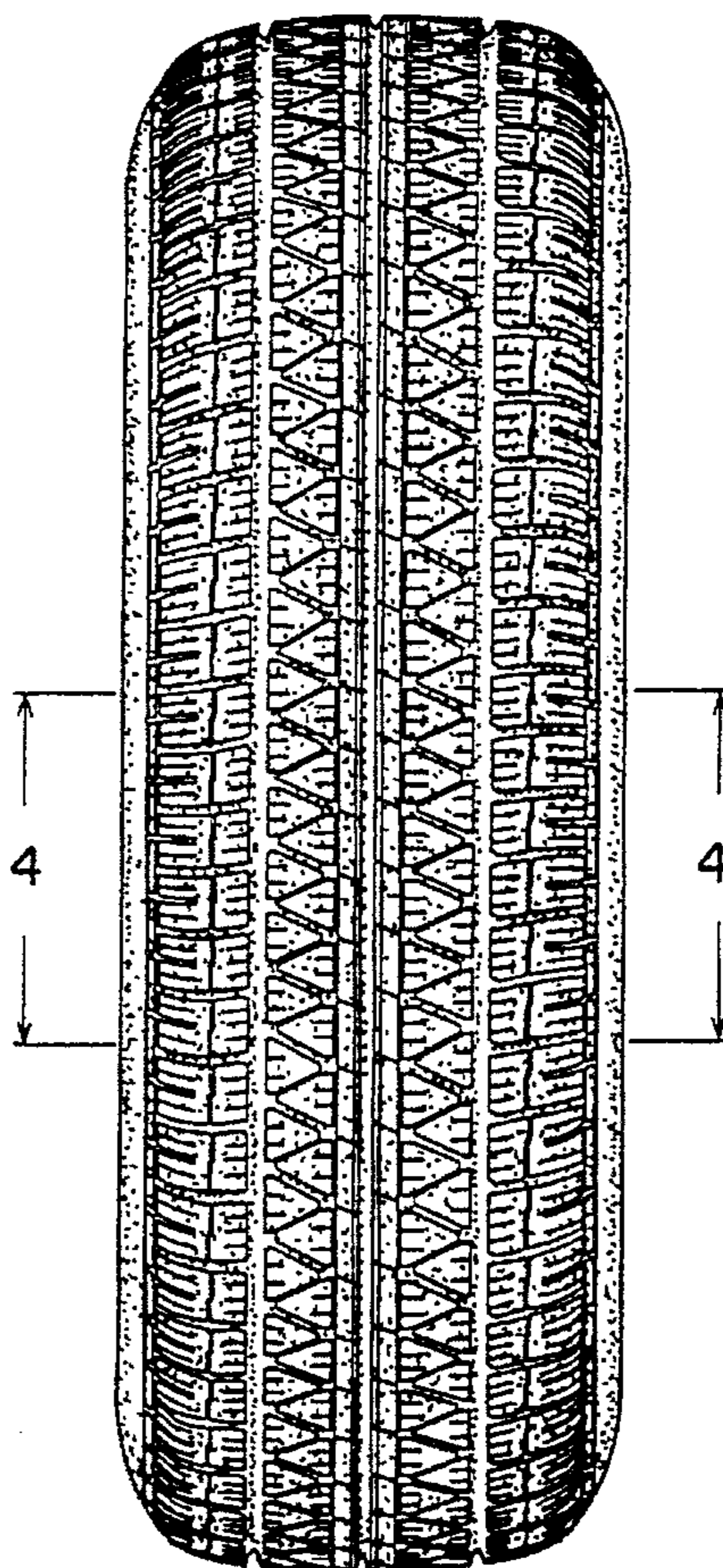


FIG. 1

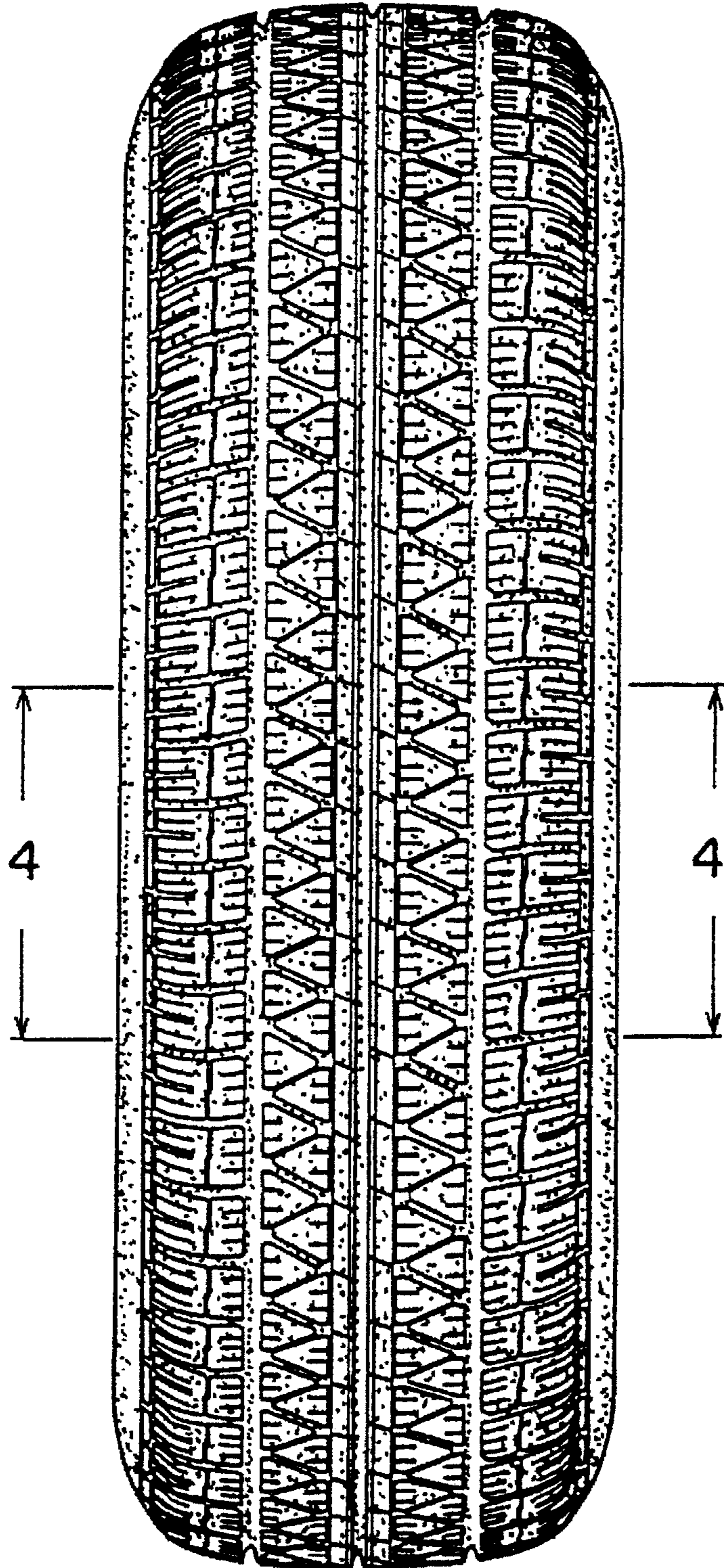


FIG. 2




FIG. 3

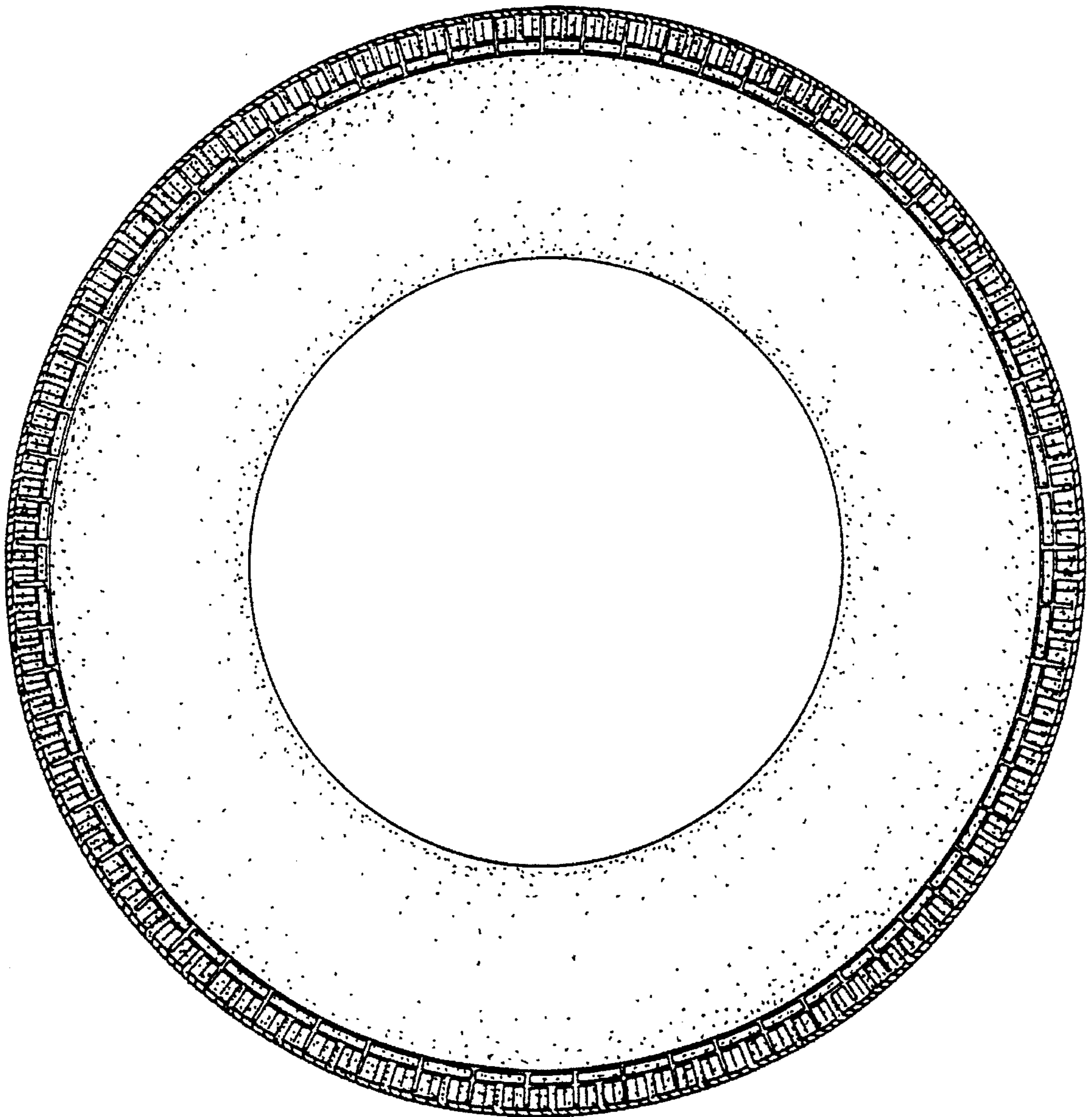


FIG. 4

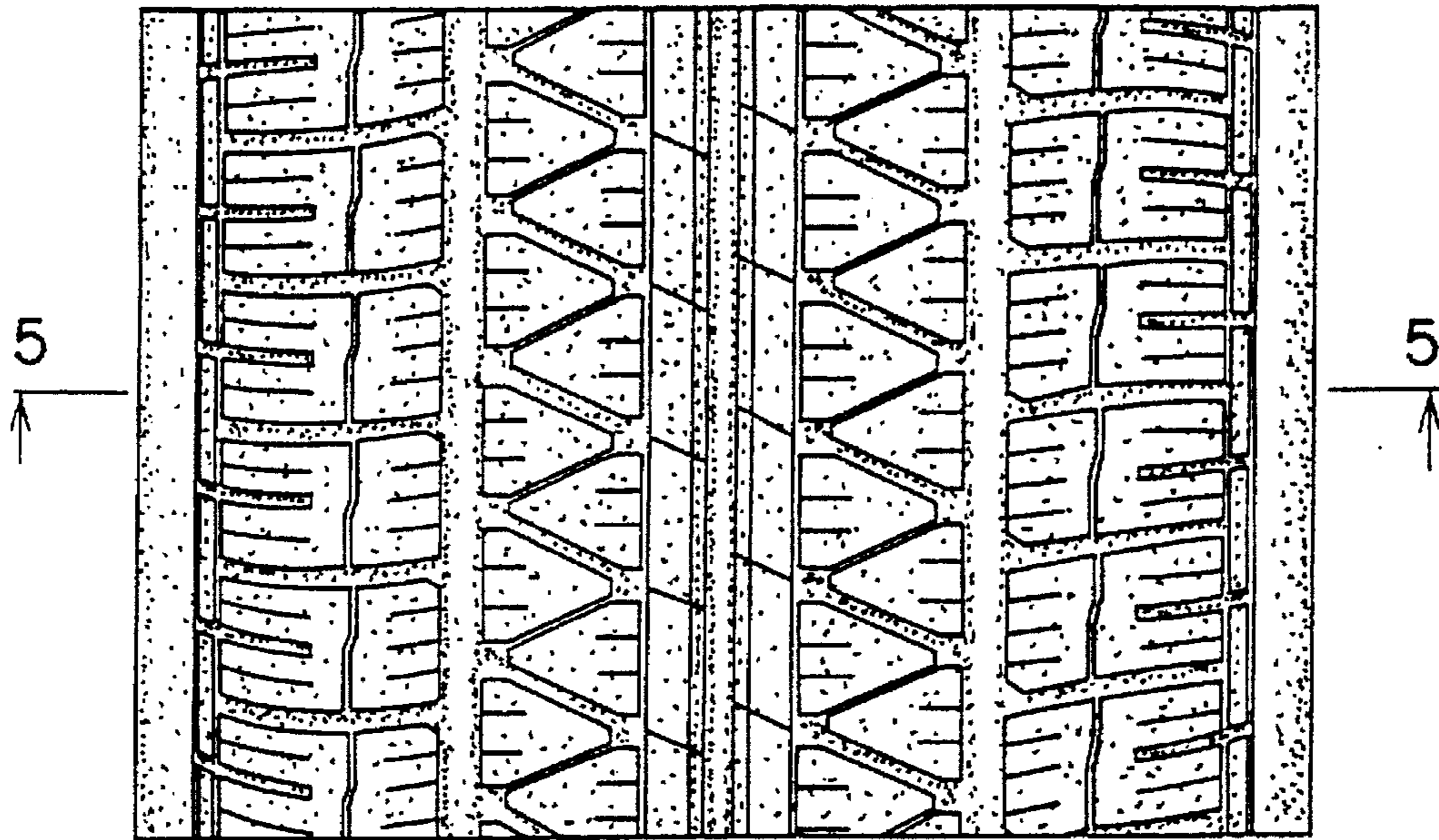


FIG. 5

