



US00D380172S

**United States Patent** [19]  
**Howell**

[11] **Patent Number: Des. 380,172**  
[45] **Date of Patent: \*\*Jun. 24, 1997**

[54] **FLOWER POT COVER**

[75] **Inventor: Thomas L. Howell, Olathe, Kans.**  
[73] **Assignee: United Manufacturing, New Century, Kans.**  
[\*\*] **Term: 14 Years**

D. 347,577 6/1994 Dire ..... D9/455  
D. 365,043 12/1995 Bonds ..... D11/164  
1,009,463 11/1911 Bloomer ..... 229/1.5 B  
1,520,647 12/1924 Hennegan ..... 47/72 X  
1,610,652 12/1926 Bouchard ..... D11/164 X  
1,794,212 2/1931 Snyder ..... 206/423  
2,302,259 11/1942 Rothfuss ..... 47/72  
5,318,821 6/1994 Bradley, Jr. .... 47/72 X

**FOREIGN PATENT DOCUMENTS**

318155 2/1957 Germany ..... 47/72

*Primary Examiner*—Jeffrey Asch

[21] **Appl. No.: 40,331**  
[22] **Filed: Jun. 15, 1995**  
[51] **LOC (6) Cl. .... 11-02**  
[52] **U.S. Cl. .... D11/164**  
[58] **Field of Search** ..... D11/143, 149,  
D11/152-156, 164, 89, 90; 47/66, 72; 206/423;  
215/100.5; 229/1.5 R, 1.5 B, 4.5, 87.01,  
922, 930, 108, 108.1, 109, 110; 428/27,  
35.1, 24, 542.6; D9/346, 428-431, 434,  
455, 456; D27/102, 133; D26/128-136;  
D19/96; D7/540, 584, 586, 587, 354

[57] **CLAIM**

The ornamental design for a flower pot cover, as shown and described.

**DESCRIPTION**

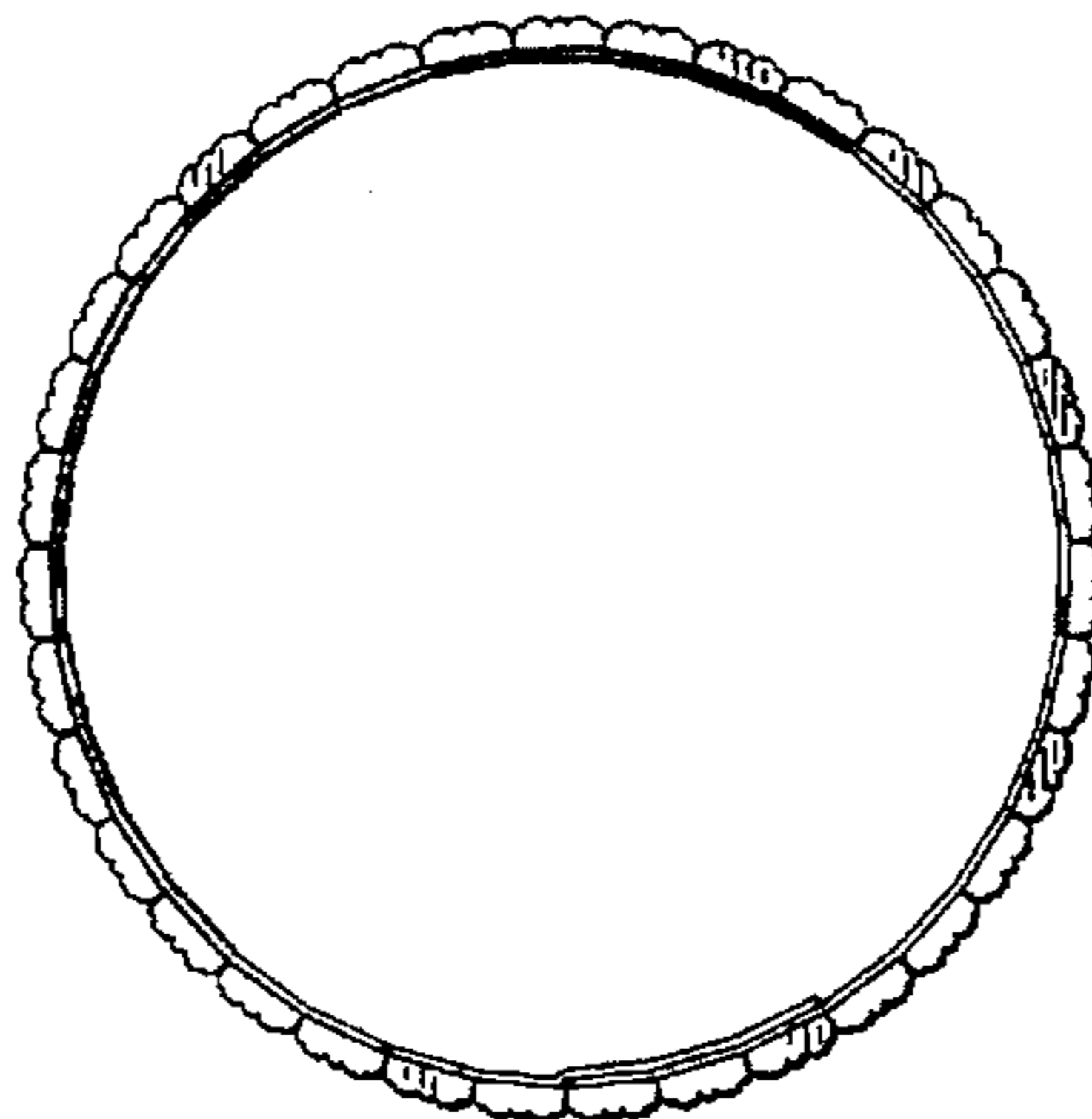

FIG. 1 is a side elevation view in an opened arrangement of a flower pot cover according to the present invention; FIG. 2 is a opposite side elevation view of FIG. 1; FIG. 3 is a top plan view in an opened arrangement thereof; FIG. 4 is a left end elevation view of FIG. 1; FIG. 5 is a right end elevation view of FIG. 1; FIG. 6 is a top plan view of the cover in FIG. 1 but showing the opposite ends thereof interconnected; and, FIG. 7 is a side elevation view of FIG. 6.

[56] **References Cited**

**U.S. PATENT DOCUMENTS**

D. 108,317 2/1938 Buchalter ..... D6/610  
D. 304,811 11/1989 Thurman ..... D11/152  
D. 323,133 1/1992 Newmark ..... D11/164  
D. 331,193 11/1992 Nilsen ..... D9/434 X

**1 Claim, 1 Drawing Sheet**






Fig. 1.




Fig. 2.




Fig. 3.



Fig. 4.



Fig. 5.

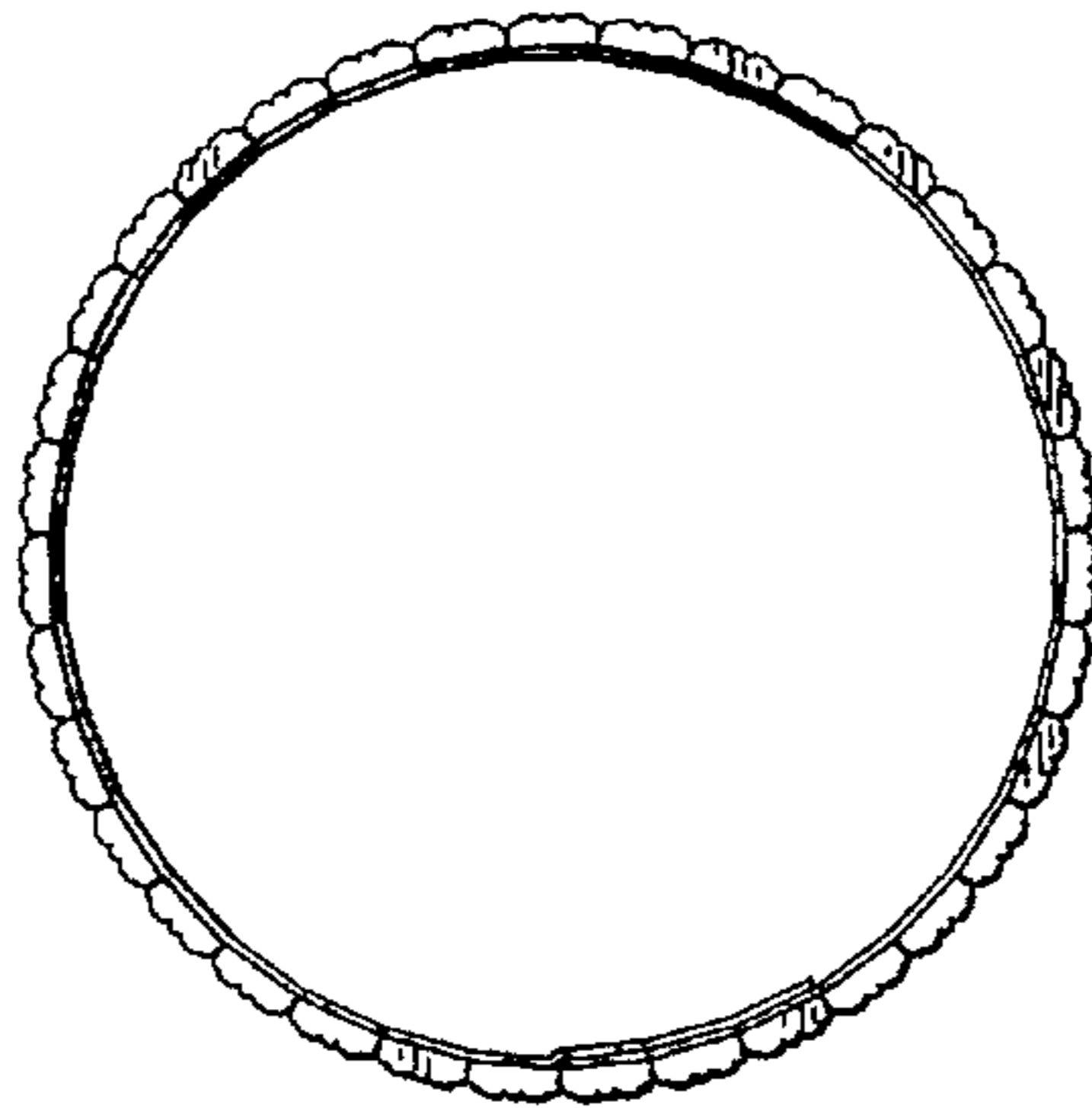


Fig. 6.




Fig. 7.